



SUNBEAR PARTS MANUA



DL185 Skid Steer Loader B Series.

Publication No. 16551, September, 2009

SUNBEAR HEAVY EQUIPMENT LIABILITY WARRANTY

THE WARRANTY IS THE ONLY OBLIGATION OF SUNBEAR HEAVY EQUIPMENT OR A SUNBEAR HEAVY EQUIPMENT DEALER TO THE PURCHASER OR ANYONE ELSE CONCERNING A PRODUCT. IT'S USE OR PERFORMANCE OR ITS LOSS OF USE OR FAILURE TO PERFORM. NEITHER SUNBEAR HEAVY EQUIPMENT NOR A IMPLIED REPRESENTATION, WARRANTY OR AGREEMENT CONCERNING A PRODUCT, NEITHER SUNBEAR HEAVY EQUIPMENT NOR A SUNBEAR HEAVY EQUIPMENT DEALER HAVE MADE OR WILL MAKE ANY REPRESENTATION, WARRANTY OR AGREEMENT CONCERNING A PRODUCT'S MERCHANTABILITY OR OTHER QUALITY, IT'S SUITABILITY FOR PURCHASER'S PURPOSE (EVEN IF A PURCHASER HAS INFORMED SUNBEAR HEAVY EQUIPMENT OR A SUNBEAR HEAVY EQUIPMENT DEALER OF THAT PURPOSE), IT'S DURABILITY, PERFORMANCE OR OTHER CONDITION.


EVEN IF SUNBEAR HEAVY EQUIPMENT OR A SUNBEAR HEAVY EQUIPMENT DEALER WAS ADVISED OF THE POSSIBILITY OF SUCH LOSS, NEITHER SUNBEAR HEAVY EQUIPMENT NOR A SUNBEAR HEAVY EQUIPMENT DEALER WILL BE LIABLE TO PURCHASER OR ANYONE ELSE FOR ANY INDIRECT, INCIDENTAL CONSEQUENTIAL, PUNITIVE, ECONOMIC, COMMERCIAL, OR SPECIAL LOSS WHICH IN ANY WAY ASSOCIATED WITH A PRODUCT. THIS INCLUDES ANY LOSS OF USE OR NON-PERFORMANCE OF A PRODUCT, ANY REPLACEMENT RENTAL OR ACQUISITION COST, ANY LOSS OF REVENUE OR PROFITS, ANY FAILURE TO REALIZE EXPECTED SAVINGS, ANY INTEREST COSTS, ANY IMPAIRMENT OF OTHER PERSON.


PURCHASER MAY NOT ATTEMPT TO ENLARGE ITS RIGHTS UNDER THE WARRANTY BY MAKING CLAIM, FOR INEMNITY, FOR BREACH OF CONTRACT, FOR BREACH OF COLLATERAL WARRANTY, FOR A TORT (INCLUDING NEGLIGENCE, MISREPRESENTATION OR STRICT LIABILITY) OR BY CLAIMING ANY OTHER CAUSE OF ACTION.



THE WARRANTY IS A CONDITION OF SALE OF THE PRODUCT TO THE PURCHSER AND WILL THEREFORE APPLY EVEN IF THE PURCHASER ALLEGES THAT THERE IS A TOTAL FAILURE OF THE PRODUCT.

*N.B. Read and practice your Sunbear Heavy Equipment operating and servicing instructions.
Failure to do this may void the warranty.*

**PUBLICATION NO. 16551
SEPTEMBER, 2009**

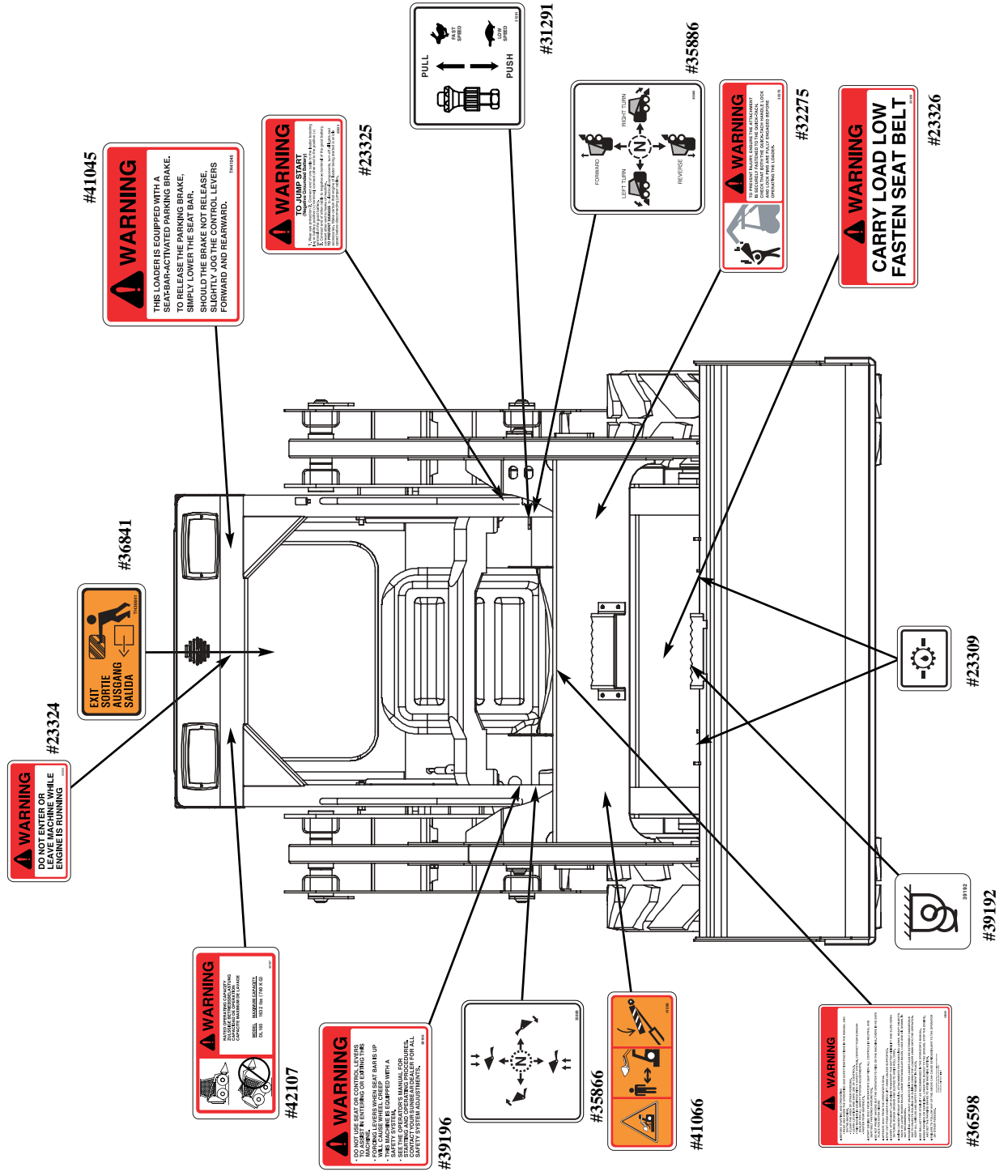

Manufactured By
SUNBEAR SKID STEER LOADER
 Daejeo-2dong, Gangseo-gu, Busan, KOREA
 website www.dshs.co.kr
 Serial No. : DLB-□□□□□□□□
 Model No. : B-□□-□□-165-KOR


Manufactured By
SUNBEAR SKID STEER LOADER
 Daejeo-2dong, Gangseo-gu, Busan, KOREA
 Serial No. : DLB-□□□□□□□□
 Model No. : B-□□-□□-165-KOR
 MASS _____ Kg
 POWER _____ KW

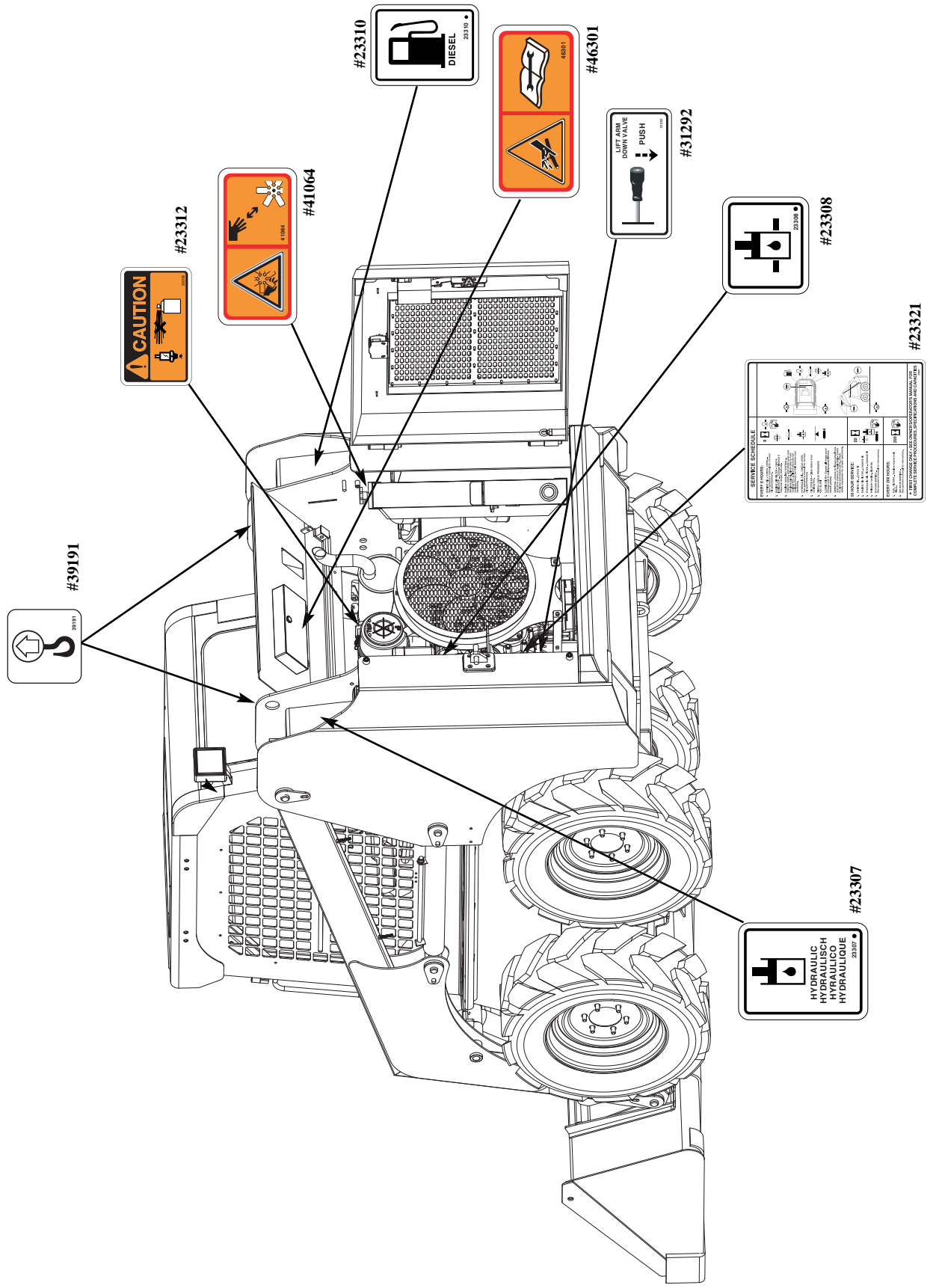



It is important when ordering replacement parts or making a service inquiry to provide both the model number and serial number of your SUNBEAR loader. The serial number plate is located at the rear of the machine on the left hand side. In the event that the serial number plate is missing, the model number and serial number are both stamped into the main frame inside the rear door, right hand side, next to the fuel line shut off petcock. (E3313)

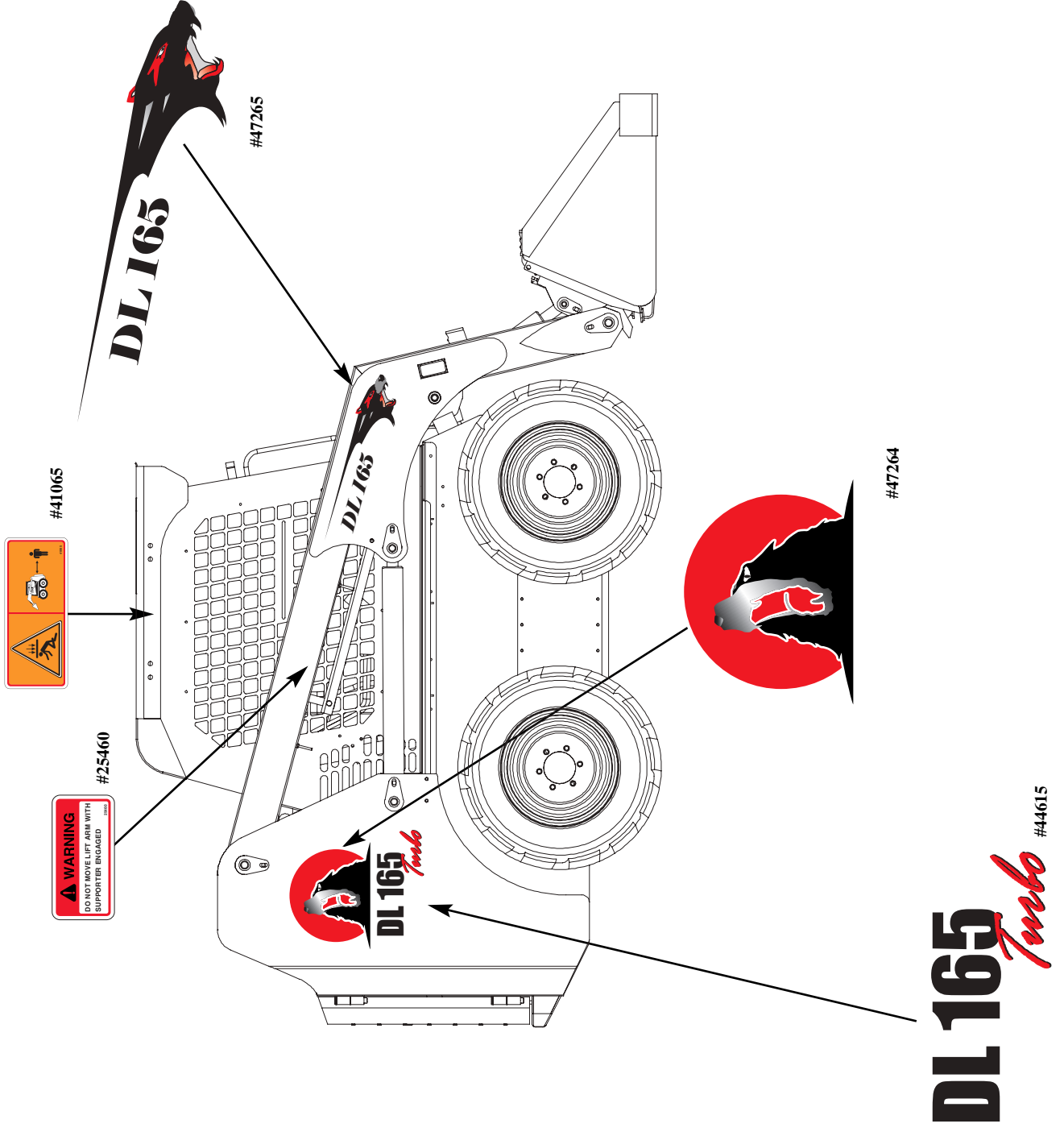
DL165 DECAL CHART



DL165 DECAL CHART



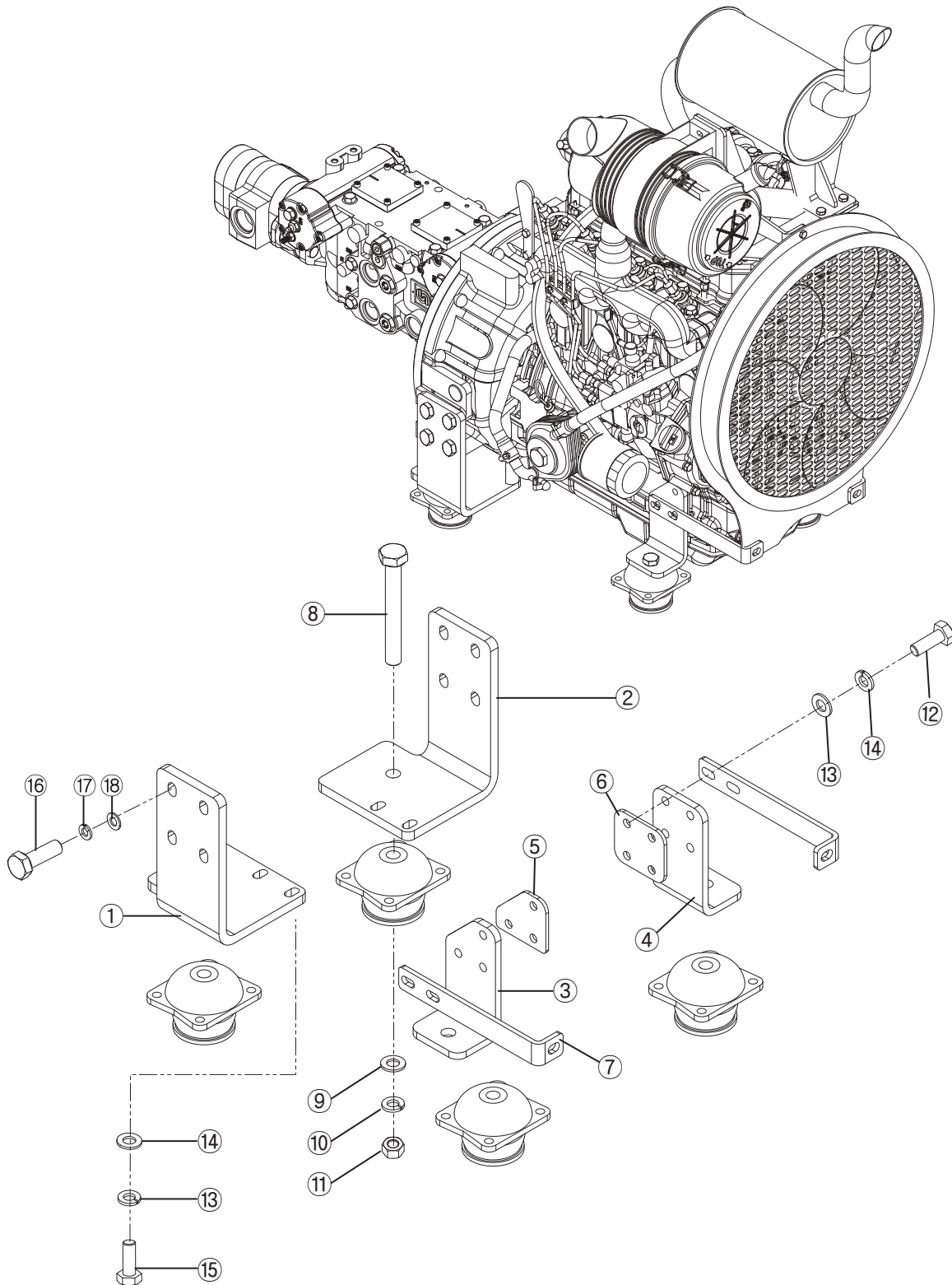
DL165 DECAL CHART



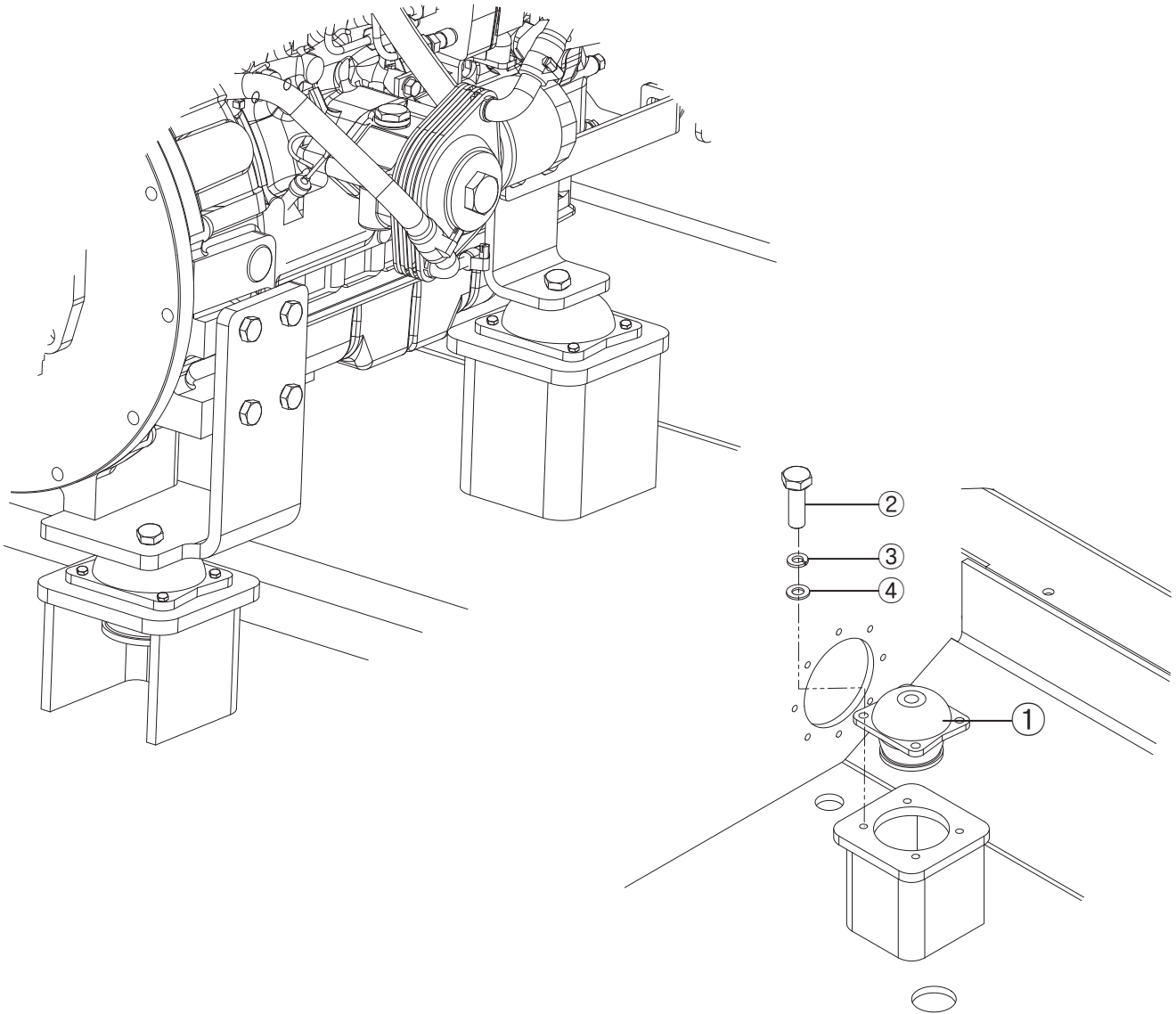
DL165
Turbo #44615

INDEX-DL165

1. BASIC ENGINE	
Engine Assembly (A)	1.1
Engine Assembly (B)	1.2
2. COOLING SYSTEM	
Water Outlet	2.1
Cooling Line	2.2
Radiator Assembly (A)	2.3
Radiator Assembly (B)	2.4
Reservoir	2.5
Cooling Fan & Fan Cover Assembly	2.6
3. AIR INLET & EXHAUST SYSTEM	
Air Inlet Line	3.1
Air Cleaner Assembly (A)	3.2
Air Cleaner Assembly (B)	3.3
Muffler Assembly (A)	3.4
Muffler Assembly (B)	3.5
4. FUEL SYSTEM	
Fuel Inlet	4.1
Fuel Line	4.2
Accelerator Assembly	4.3
5. MAINFRAME	
Body Assembly (A)	5.1-1
Body Assembly (B)	5.1-2
Body Assembly (C)	5.1-3
ROPS Assembly	5.2-1
Support	5.2-2
Attachment	5.2-3
Restraint Bar	5.2-4
Seat Assembly	5.2-5
Electric Apparatus	5.2-6
Mount	5.2-7
Insulation	5.2-8
Lift Arms & Pivot Pins (A)	5.3-1
Lift Arms & Pivot Pins (B)	5.3-2
Universal Quick-Attachment	5.4
Rear Door Assembly (A)	5.5-1
Rear Door Assembly (B)	5.5-2
Rear Door Stopper Assembly	5.5-3
Work Tools	5.6
Engine Hood	5.7
6. POWER TRAIN	
Axle Assembly (A)	6.1-1
Axle Assembly (B)	6.1-2
Torque Motor	6.2
Chain Assembly	6.3
Transmission	6.4
Flexible Coupling	6.5
Power Train Hydraulic Circuit	6.6
7. HYDRAULIC SYSTEM	
Hydraulic Accessories (A)	7.1-1
Hydraulic Accessories (B)	7.1-2
Accumulator Circuit	7.2
Auxiliary Circuit	7.3
Lift Cylinder	7.4
Boom Lift Circuit	7.5
Tilt Cylinder	7.6
Bucket Tilt Circuit	7.7
Hydraulic Circuit	7.8
8. ELECTRICAL SYSTEM	
Electrical Wiring, Engine	8.1
Electrical Wiring, ROPS	8.2



NO	PART NO.	DESCRIPTION	SPECIFICATION	Q'TY
1	1651401	Bracket , LH		1
2	1651402	Bracket , RH		1
3	1651403	Bracket , LH		1
4	1651404	Bracket , RH		1
5	1651413	Spacer , LH		1
6	1651414	Spacer , RH		1
7	1651406	Bracket , Fan Cover		2
8	911162	Bolt , Hex	M16×P1.5×110L	4
9	930161	Washer , Flat	M16	4
10	940161	Washer , Lock	M16	4
11	921161	Nut , Hex	M16×P1.5	4
12	911105	Hex, Bolt	M10×P1.5×35L	7
13	930101	Washer , Flat	M10	9
14	940101	Washer , Lock	M10	9
15	911107	Bolt , Hex	M10×P1.5×25L	4
16	911123	Bolt , Hex,	M12×P1.75×35L	8
17	940121	Washer , Lock	M12	8
18	930121	Washer , Flat	M12	8



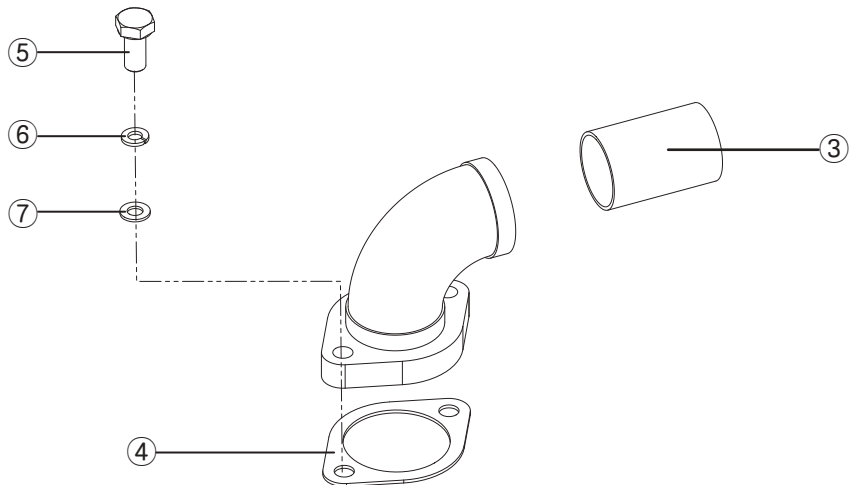
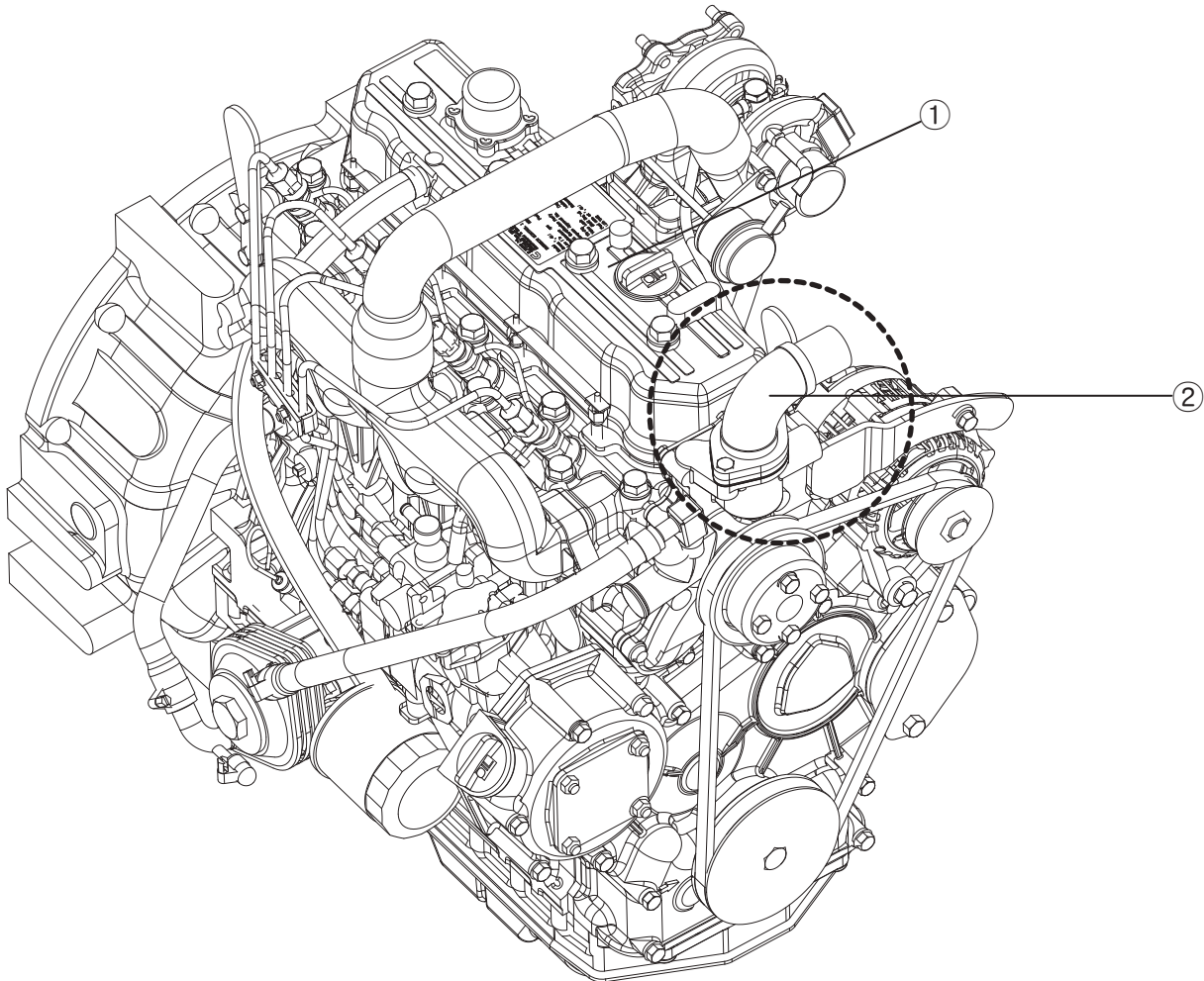
NO	PART NO.	DESCRIPTION	SPECIFICATION	Q'TY
1	1651712	Engine Mount		4
2	911102	Bolt, Hex	M10×P1.25×20L	16
3	940101	Washer, Lock	M10	16
4	930101	Washer, Flat	M10	16



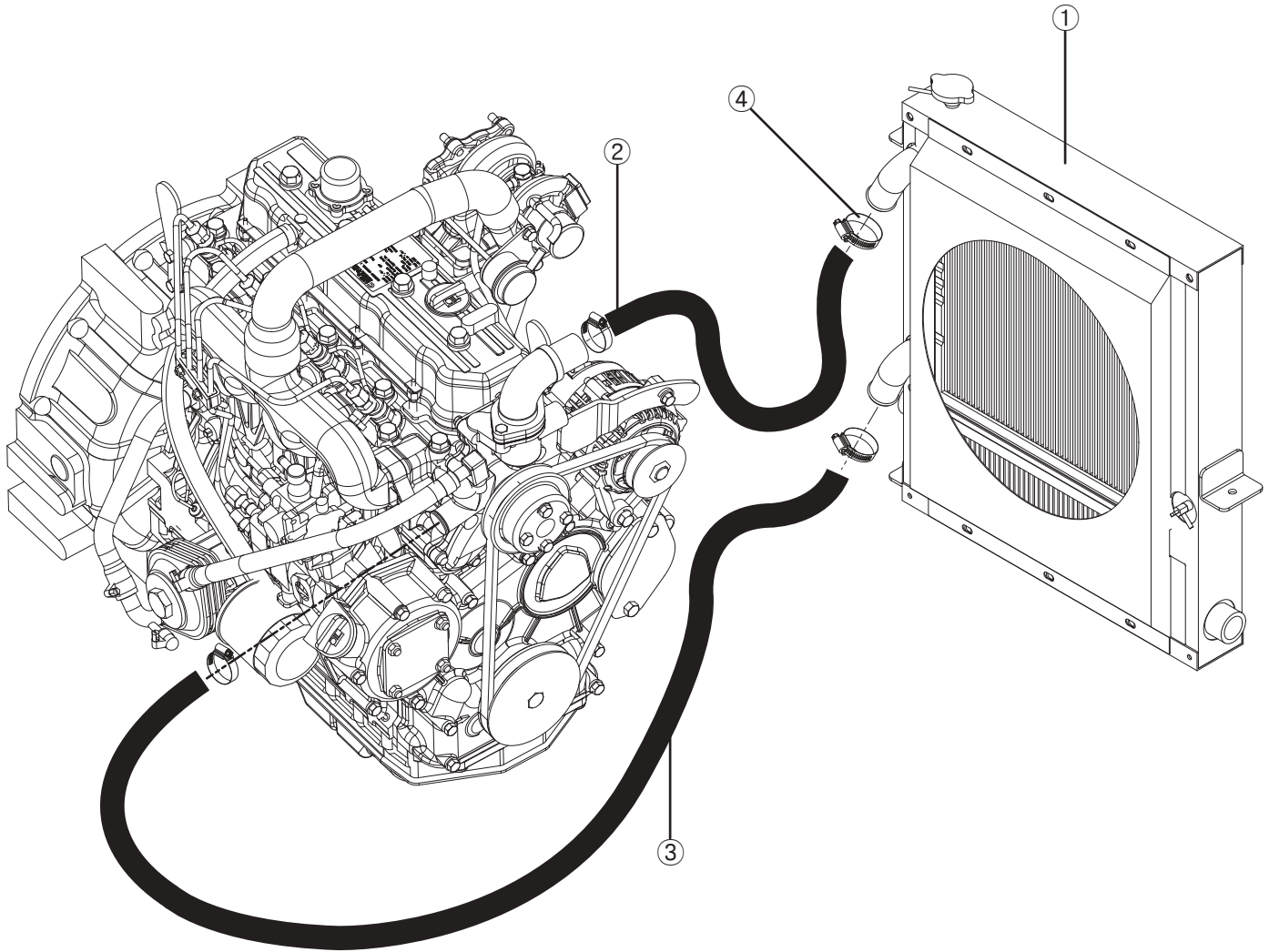
COOLING SYSTEM

DL165 SKID STEER LOADER B SERIES

Water Outlet



NO	PART NO.	DESCRIPTION	SPECIFICATION	Q'TY
1	1656701	Engine	A2300T	1
2	1655300	Water Outlet Ass'y		1
3	5002	Socket, ST	25A	1
4	1656711	Gasket		1
5	911081	Bolt, Hex	M8×P1.25×20L	2
6	940081	Washer, Lock	M8	2
7	930081	Washer, Flat	M8	2



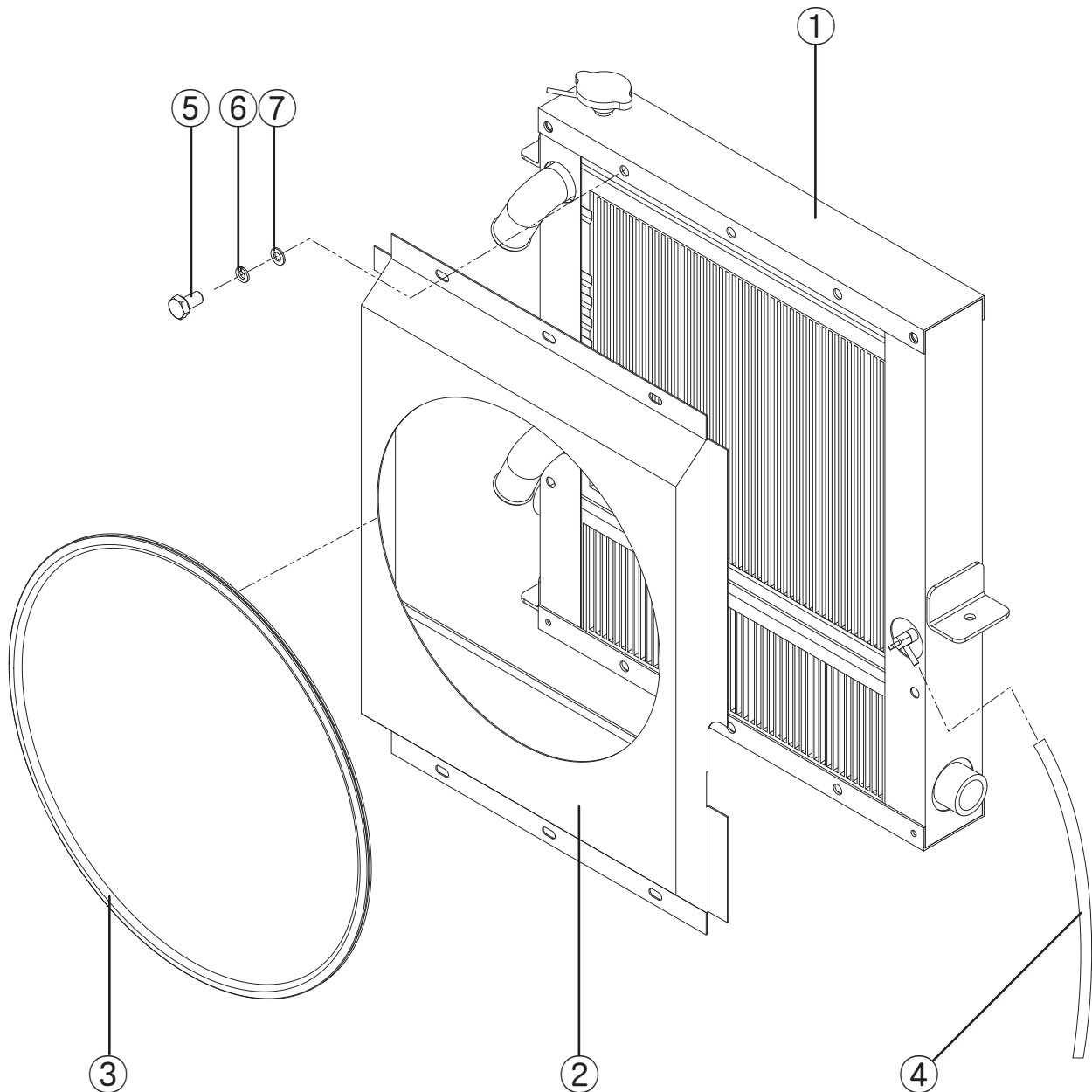
NO	PART NO.	DESCRIPTION	SPECIFICATION	Q'TY
1	1657511	Radiator & Cooler Ass'y		1
2	6044	Hose Ass'y	940L	1
3	6045	Hose Ass'y	1750L	1
4	5004	Clamp	2"	4



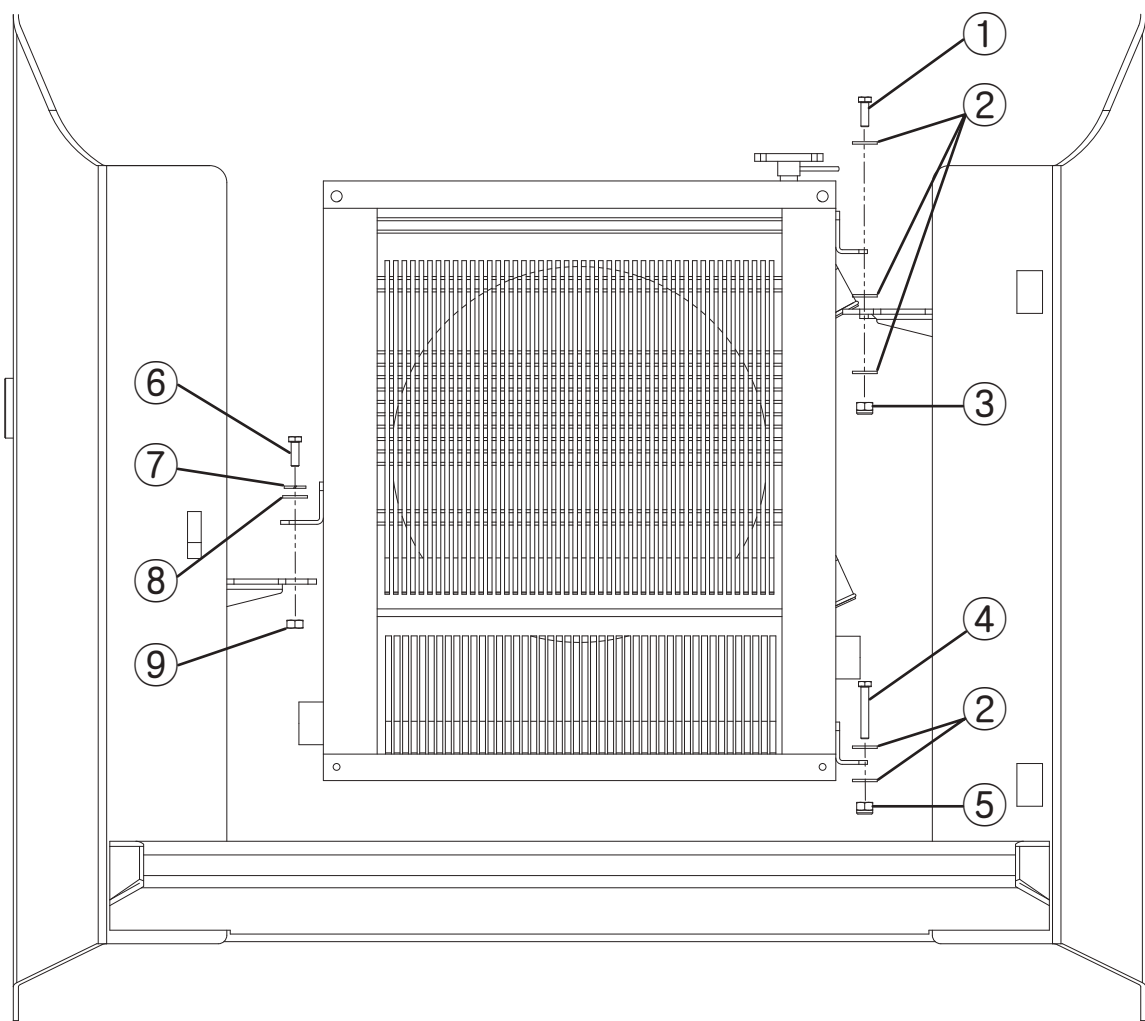
COOLING SYSTEM

DL165 SKID STEER LOADER B SERIES

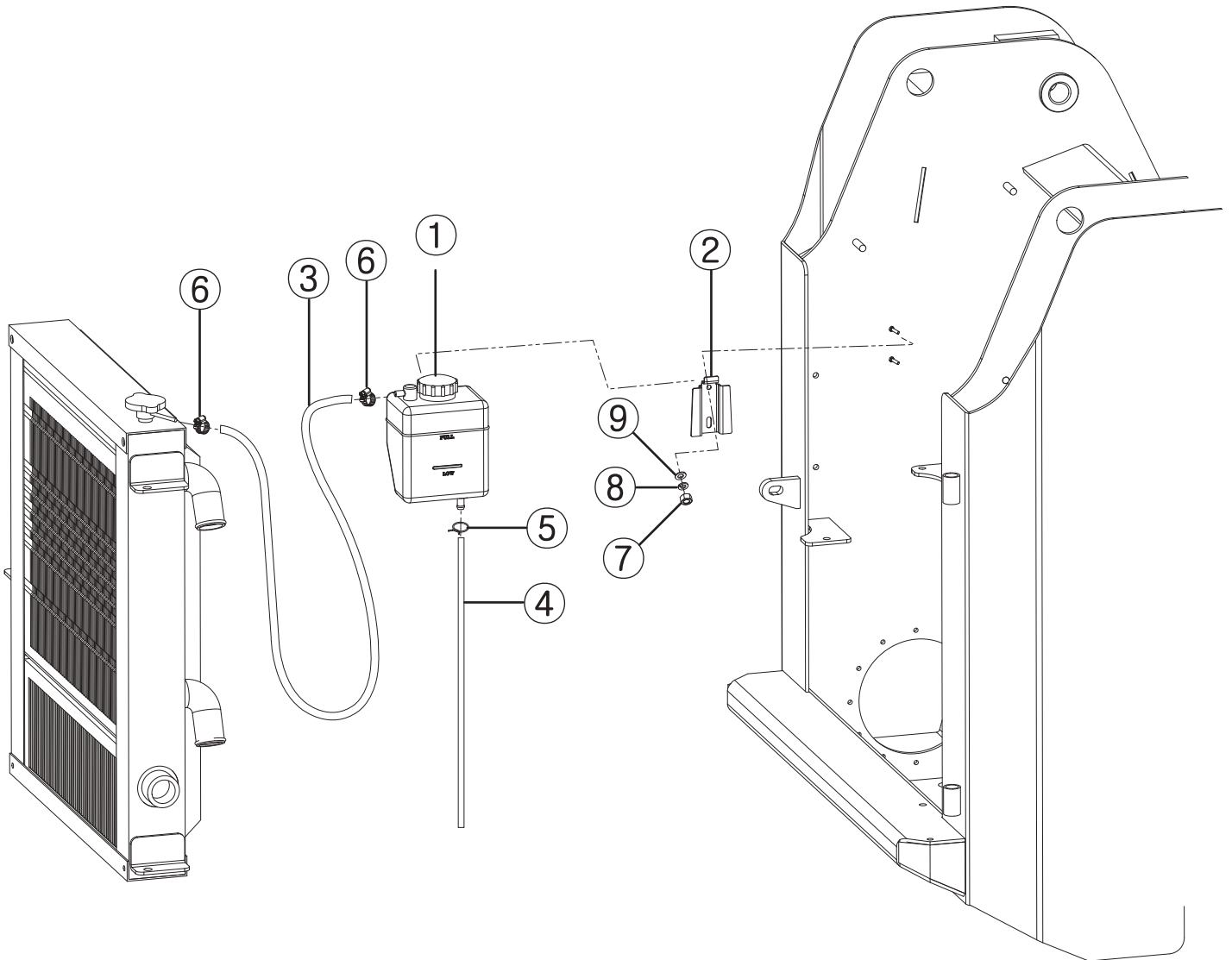
Radiator Assembly (A)



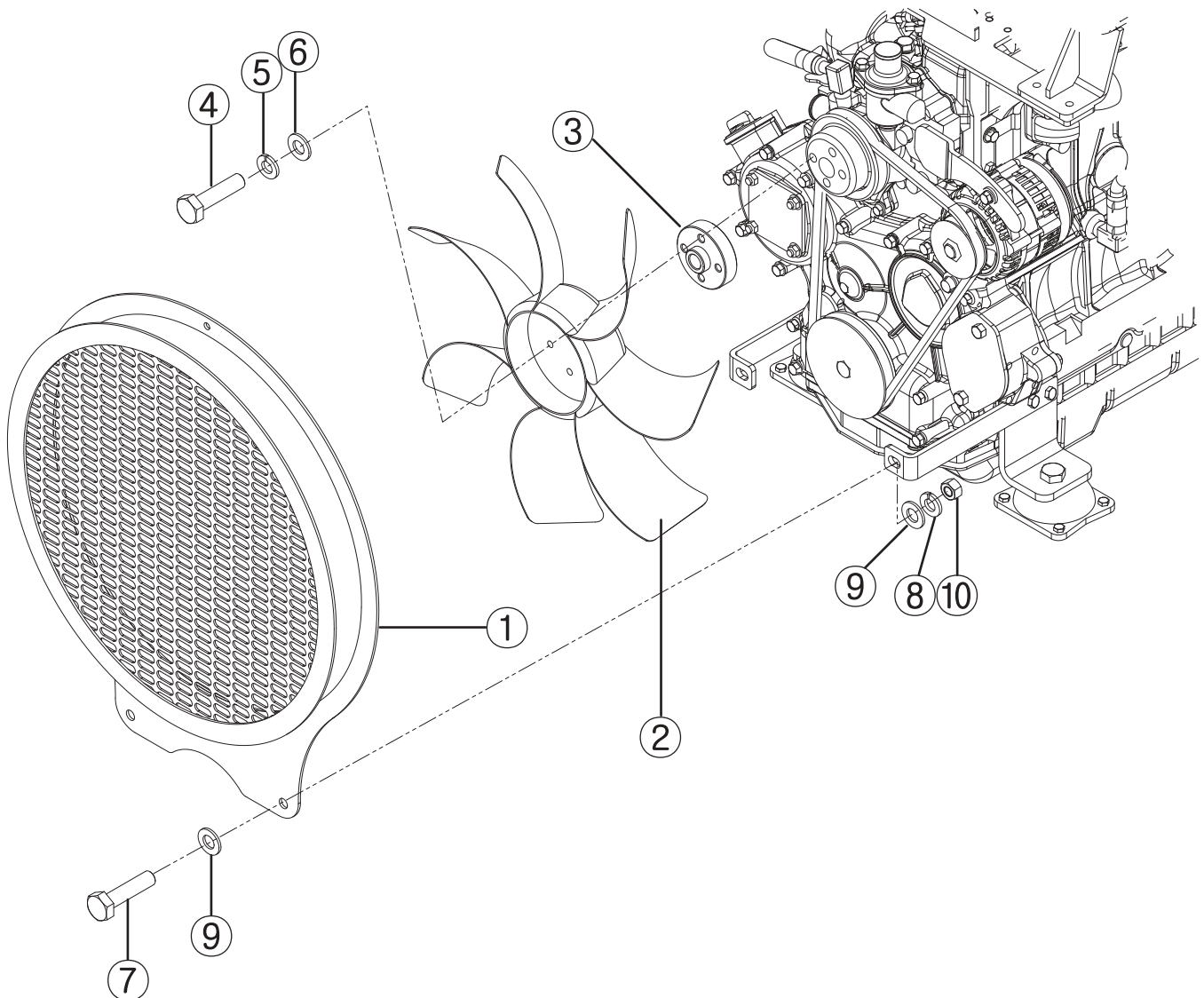
NO	PART NO.	DESCRIPTION	SPECIFICATION	Q'TY
1	1657511	Radiator & Cooler Ass'y		1
2	1651310	Shroud Ass'y		1
3	5006	Trim Seal	1350L	1
4	5009	Hose	ø 8, 300L	1
5	911080	Bolt, Hex	M8×P1.25×15L	6
6	940081	Washer, Lock	M8	6
7	930981	Washer, Flat	M8	6



NO	PART NO.	DESCRIPTION	SPECIFICATION	Q'TY
1	911121	Bolt, Hex	M12×P12.5×30L	1
2	930121	Washer, Flat	M12	5
3	922121	Nut, Nylon	M12×P1.25	1
4	911125	Bolt, Hex	M12×P1.5×65L	1
5	922122	Nut, Nylon	M12×P1.5	1
6	911102	Bolt, Hex	M12×P1.25×20L	1
7	940101	Washer, Lock	M12	1
8	930101	Washer, Flat	M12	1
9	921101	Nut, Hex	M12×P1.25	1



NO	PART NO.	DESCRIPTION	SPECIFICATION	Q'TY
1	1651704	Reservoir Ass'y	ø 12	1
2	1651705	Bracket, Reservoir Ass'y	ø 10	1
3	5010	Hose	ø 10	1
4	5007	Hose		1
5	5011	Clip		1
6	5003	Clamp		2
7	921061	Nut, Hex	M6×P1.0	2
8	940061	Washer, Lock	M6	2
9	930061	Waser, Flat	M6	2



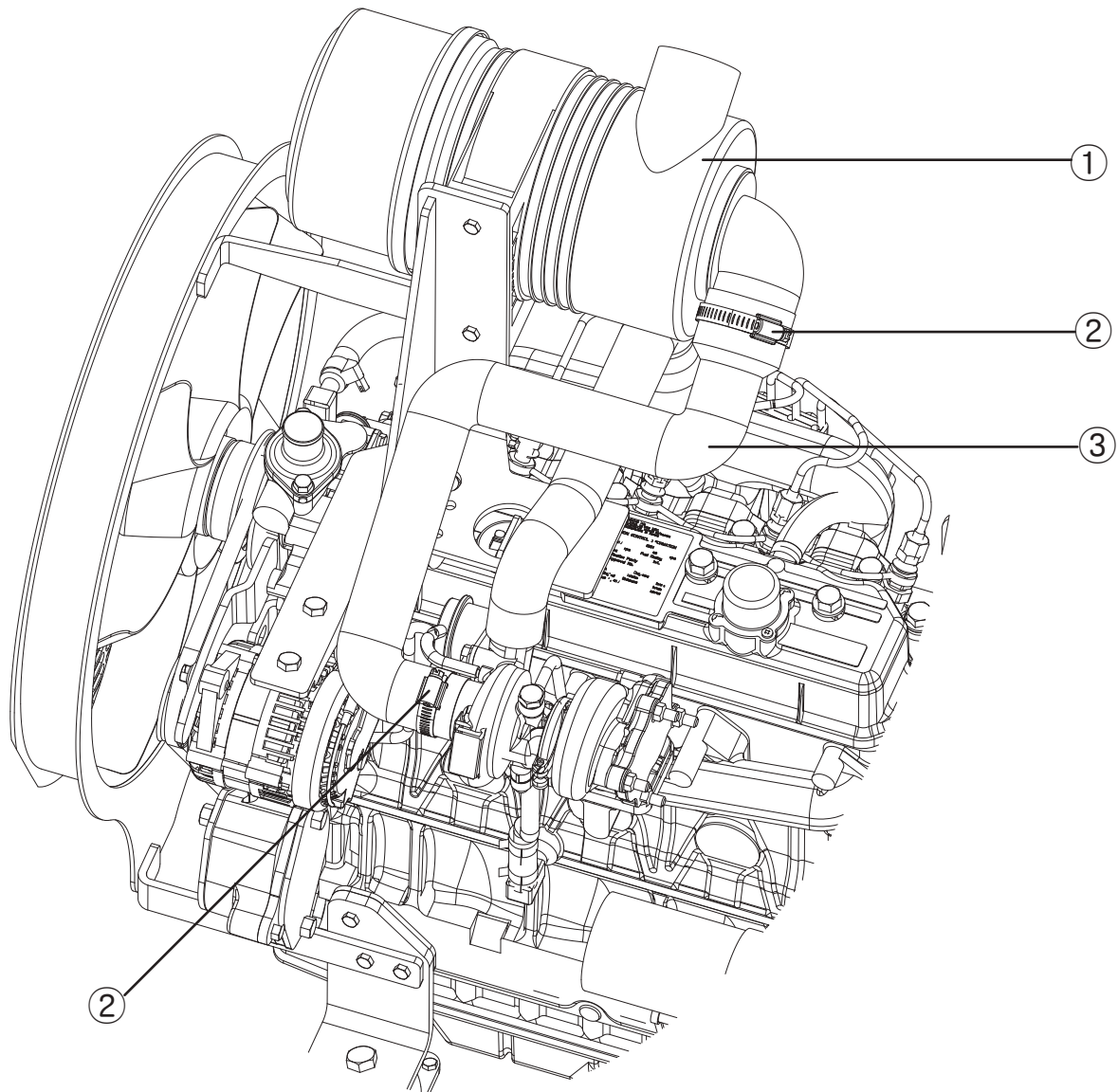
NO	PART NO.	DESCRIPTION	SPECIFICATION	Q'TY
1	1755400	Fan Cover Ass'y		1
2	1656702	Cooling Fan		1
3	1656803	Spacer, Fan		1
4	911804	Bolt, Hex	M8×P1.25×35L	4
5	940081	Washer, Lock	M8	4
6	930081	Washer, Flat	M8	4
7	911104	Bolt, Hex	M10×P1.25×30L	2
8	940101	Washer, Lock	M10	2
9	930101	Washer, Flat	M10	4
10	922101	Nut, Nylon	M10×P1.25	2



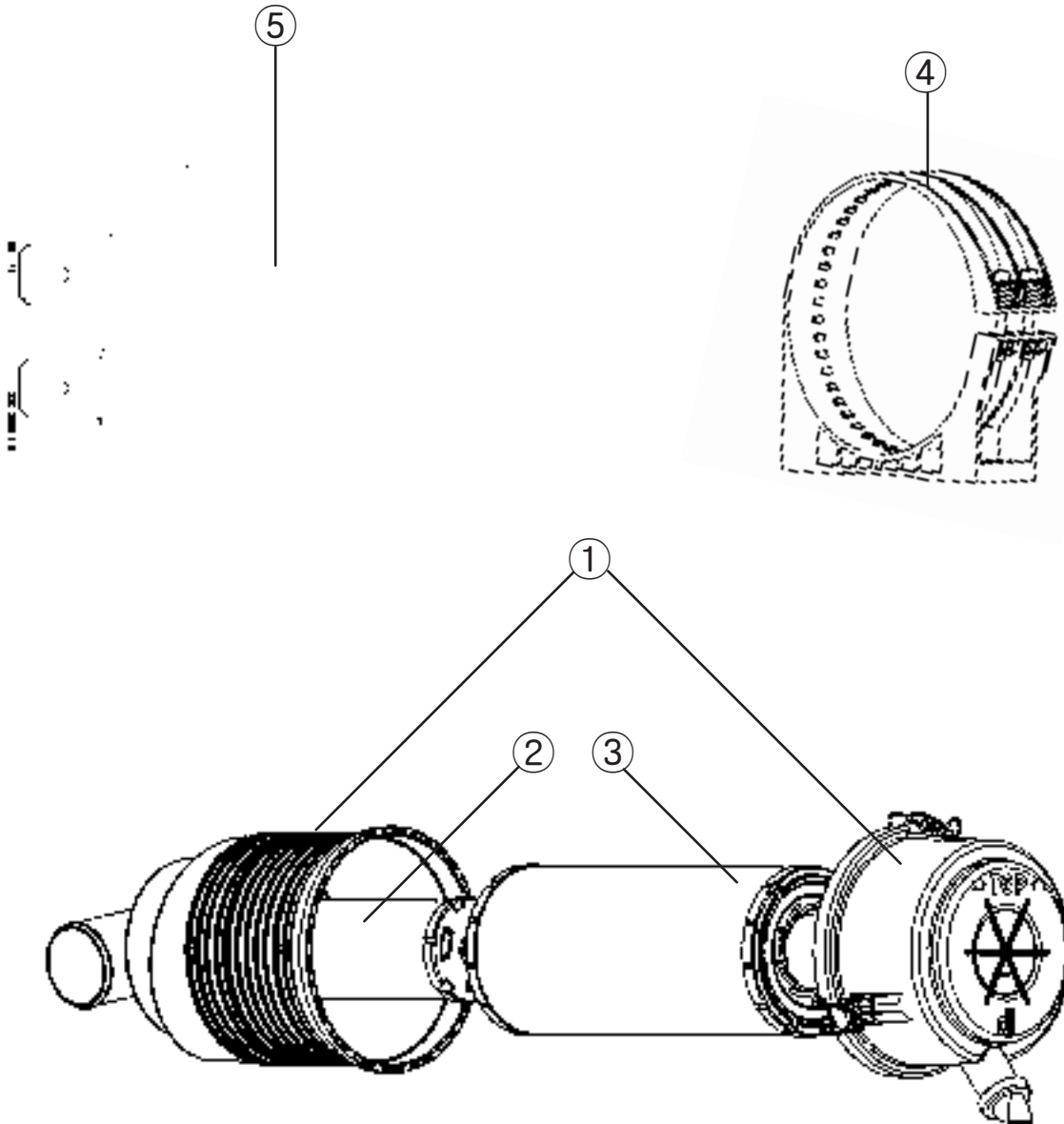
AIR INLET & EXHAUST SYSTEM

DL165 SKID STEER LOADER B SERIES

Air Inlet Line



NO	PART NO.	DESCRIPTION	SPECIFICATION	Q'TY
1	1656703	Air Cleaner Ass'y		1
2	5005	Clamp		2
3	1656709	Hose, Air Cleaner		1



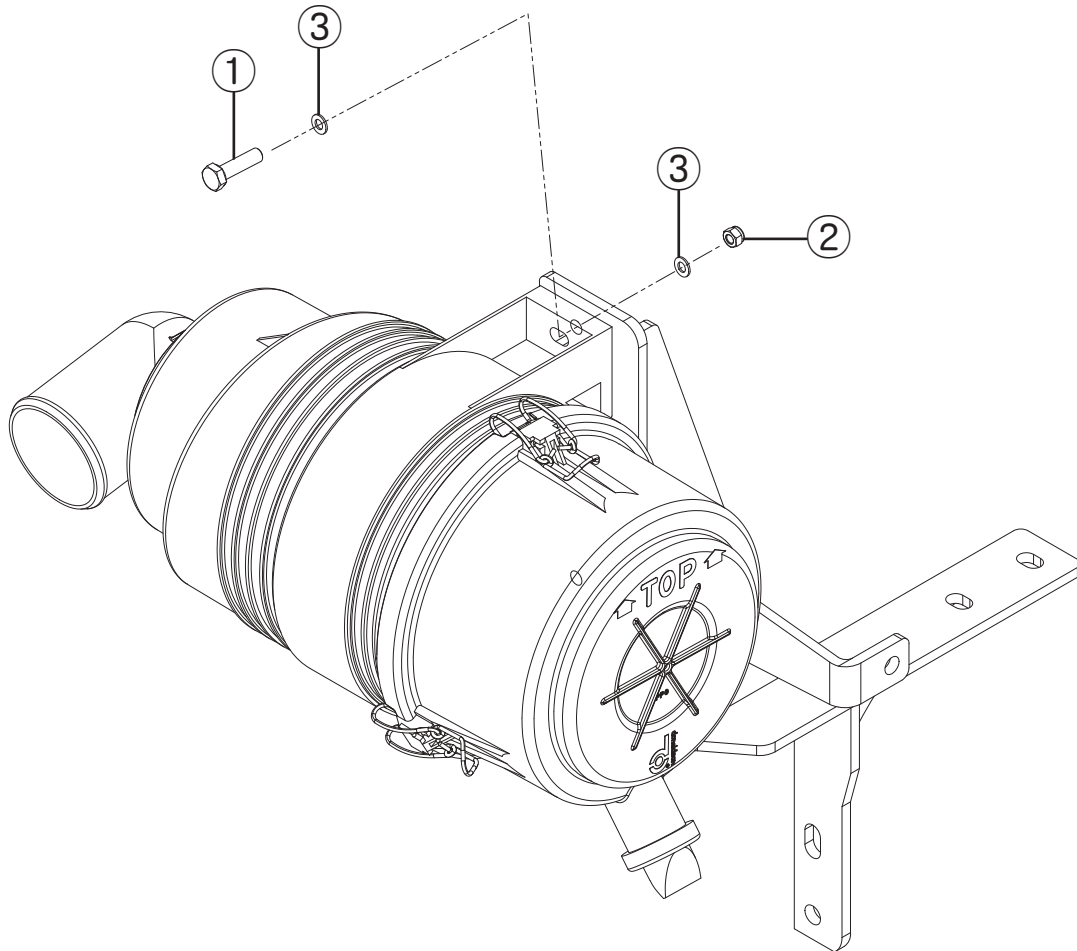
NO	PART NO.	DESCRIPTION	SPECIFICATION	Q'TY
1	1656704	Air cleaner Body Ass'y		1
2	1656705	Element Ass'y, Inner		1
3	1656706	Element Ass'y, Outer		1
4	1656707	Bracket, Air cleaner		1
5	1656708	Indicator, Air cleaner		1



AIR INLET & EXHAUST SYSTEM

DL165 SKID STEER LOADER B SERIES

Air cleaner Assembly (B)



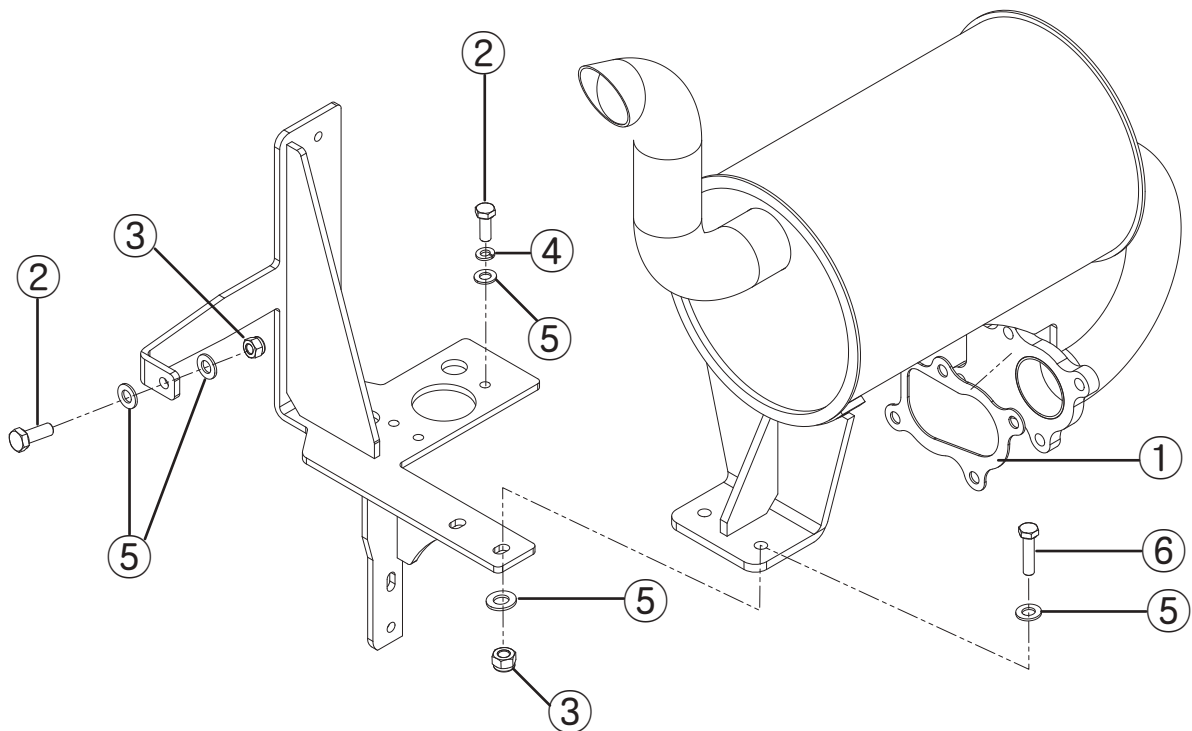
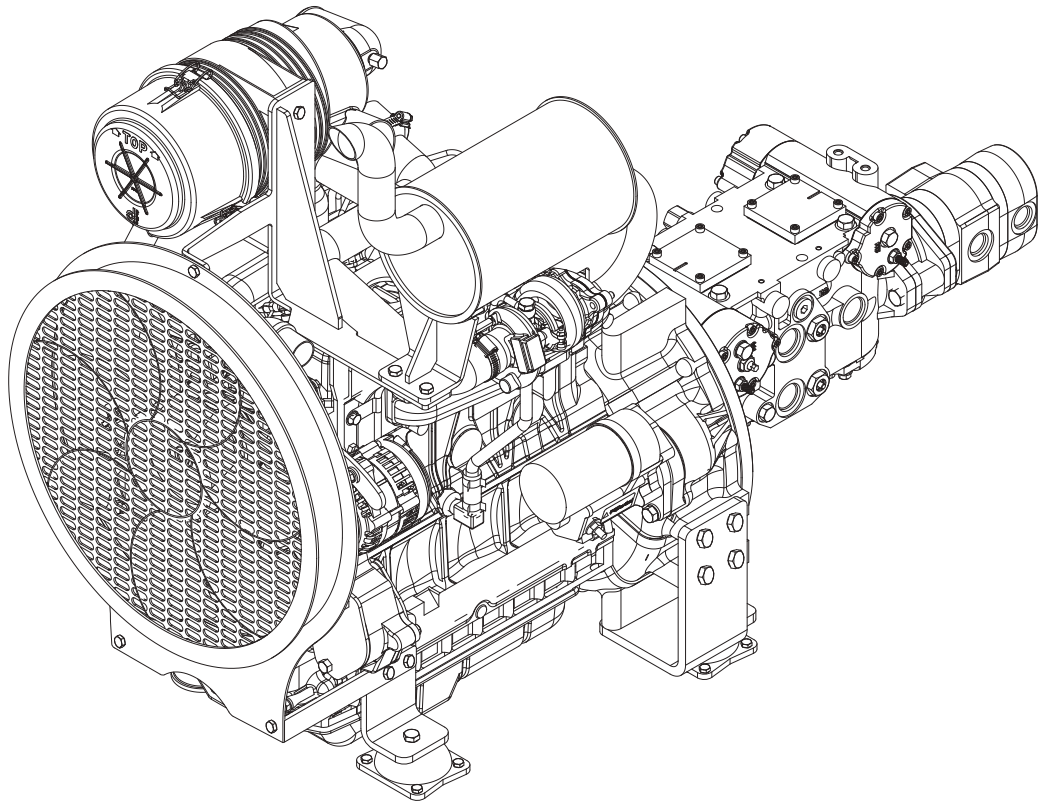
NO	PART NO.	DESCRIPTION	SPECIFICATION	Q'TY
1	911084	Bolt, Hex	M8×P1.25×35L	2
2	922081	Nut, Nylon	M8×P1.25	2
3	930081	Washer, Flat	M8	4



AIR INLET & EXHAUST SYSTEM

DL165 SKID STEER LOADER B SERIES

Muffler Assembly (A)



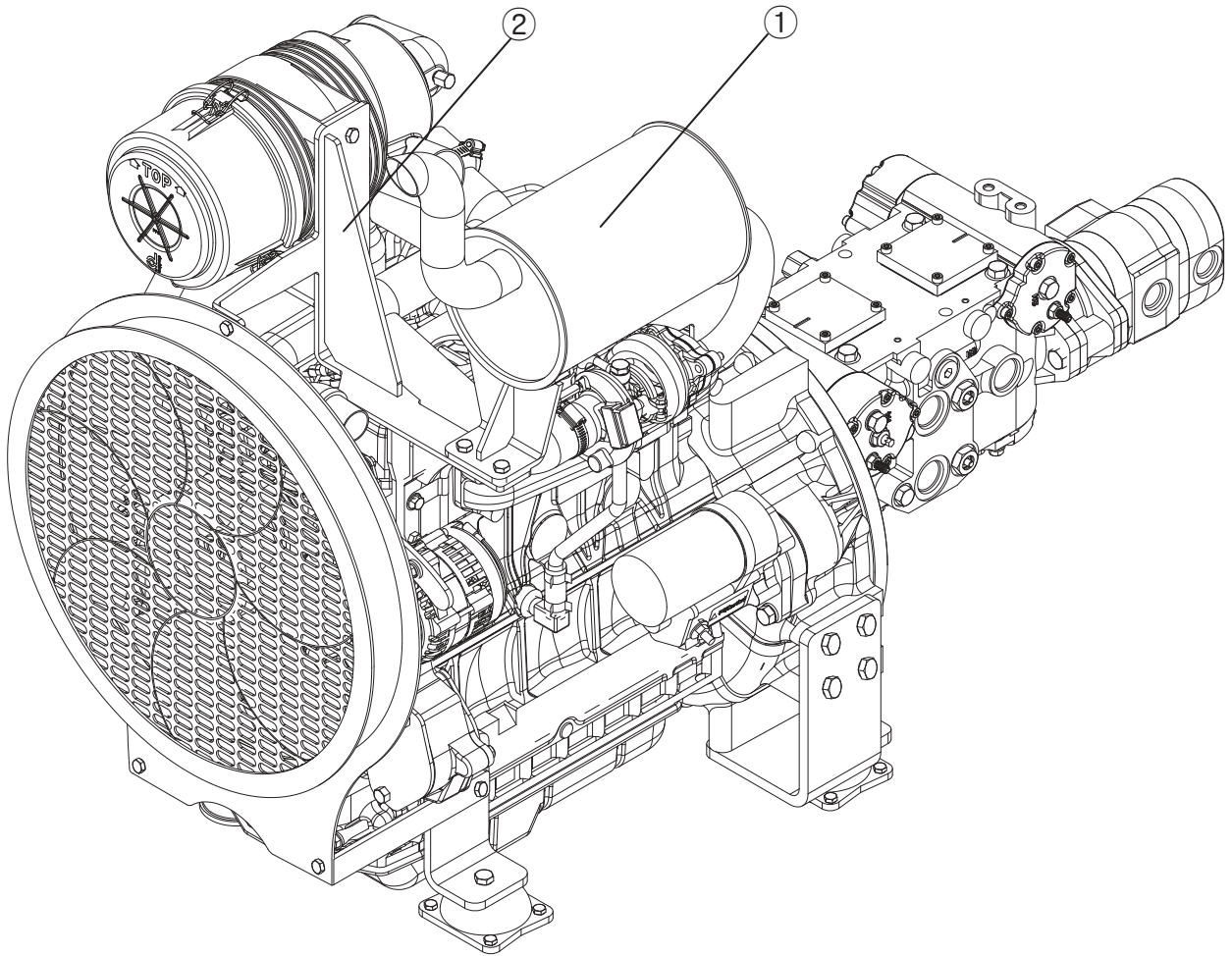
NO	PART NO.	DESCRIPTION	SPECIFICATION	Q'TY
1	1656701	Gasket, Muffler		1
2	911084	Bolt, Hex	M8×P1.25×30L	4
3	922081	Nut, Nylon	M8×P1.25	3
4	940081	Washer, Lock	M8	3
5	930081	Washer, Flat	M8	9
6	911084	Bolt, Hex	M8×P1.25×35L	2



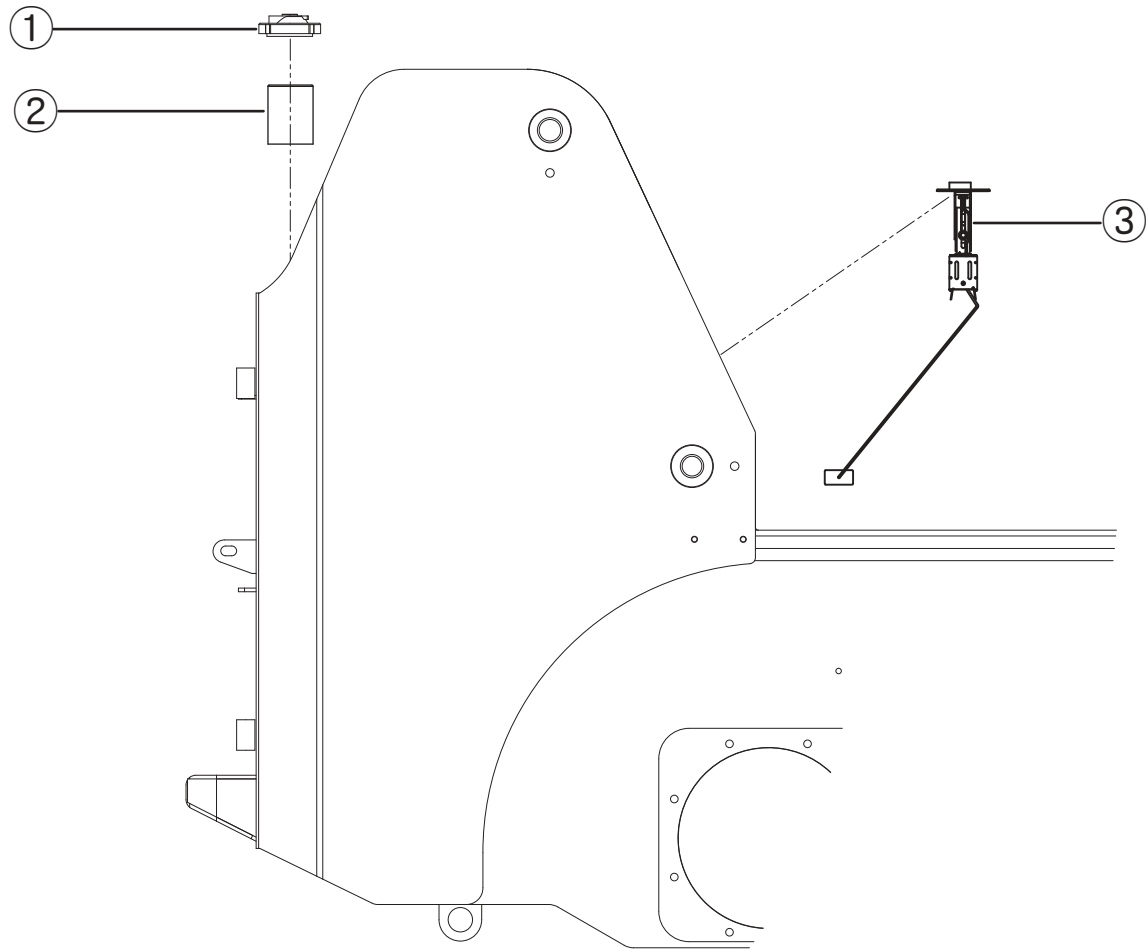
AIR INLET & EXHAUST SYSTEM

DL165 SKID STEER LOADER B SERIES

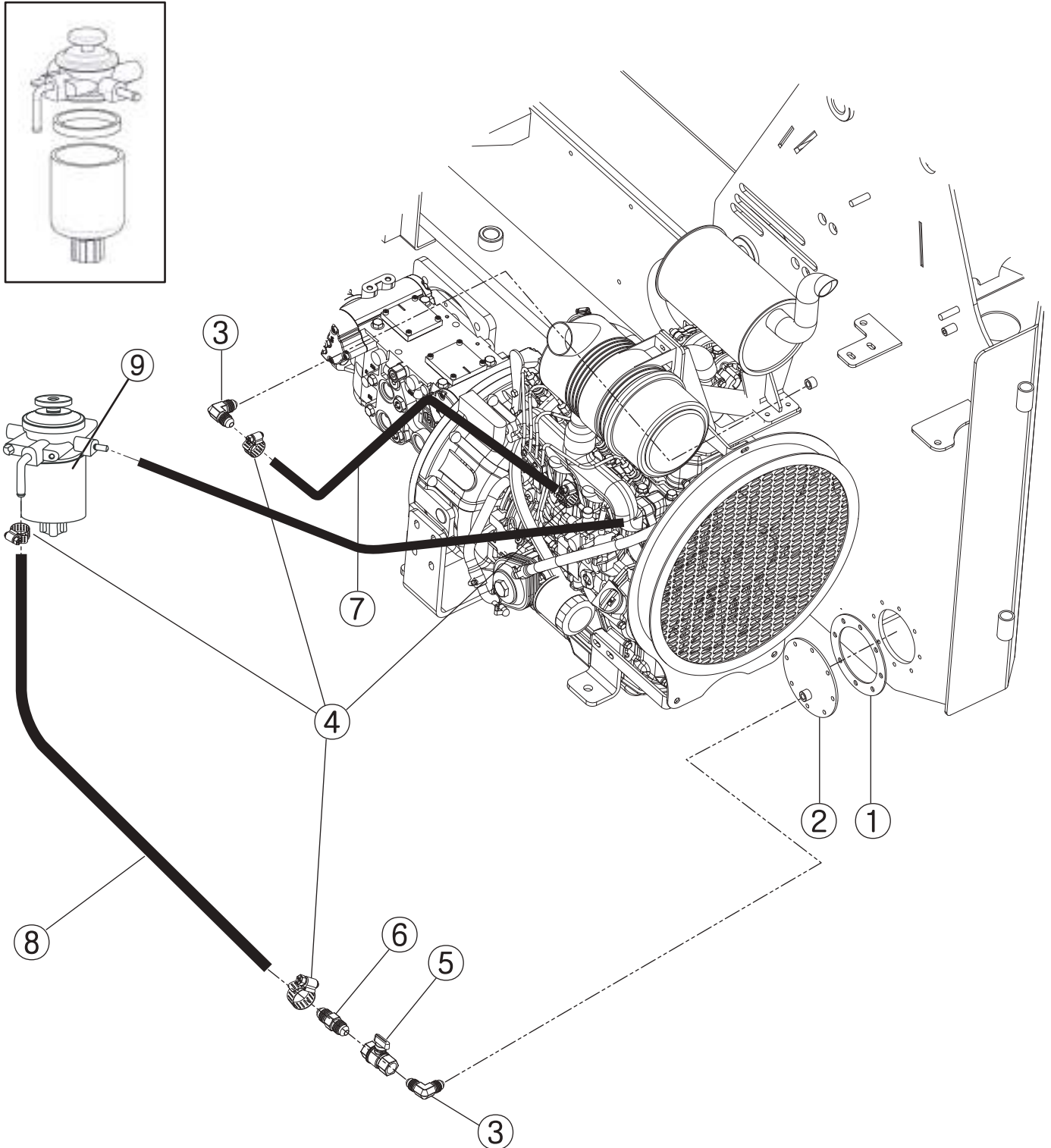
Muffler Assembly (B)



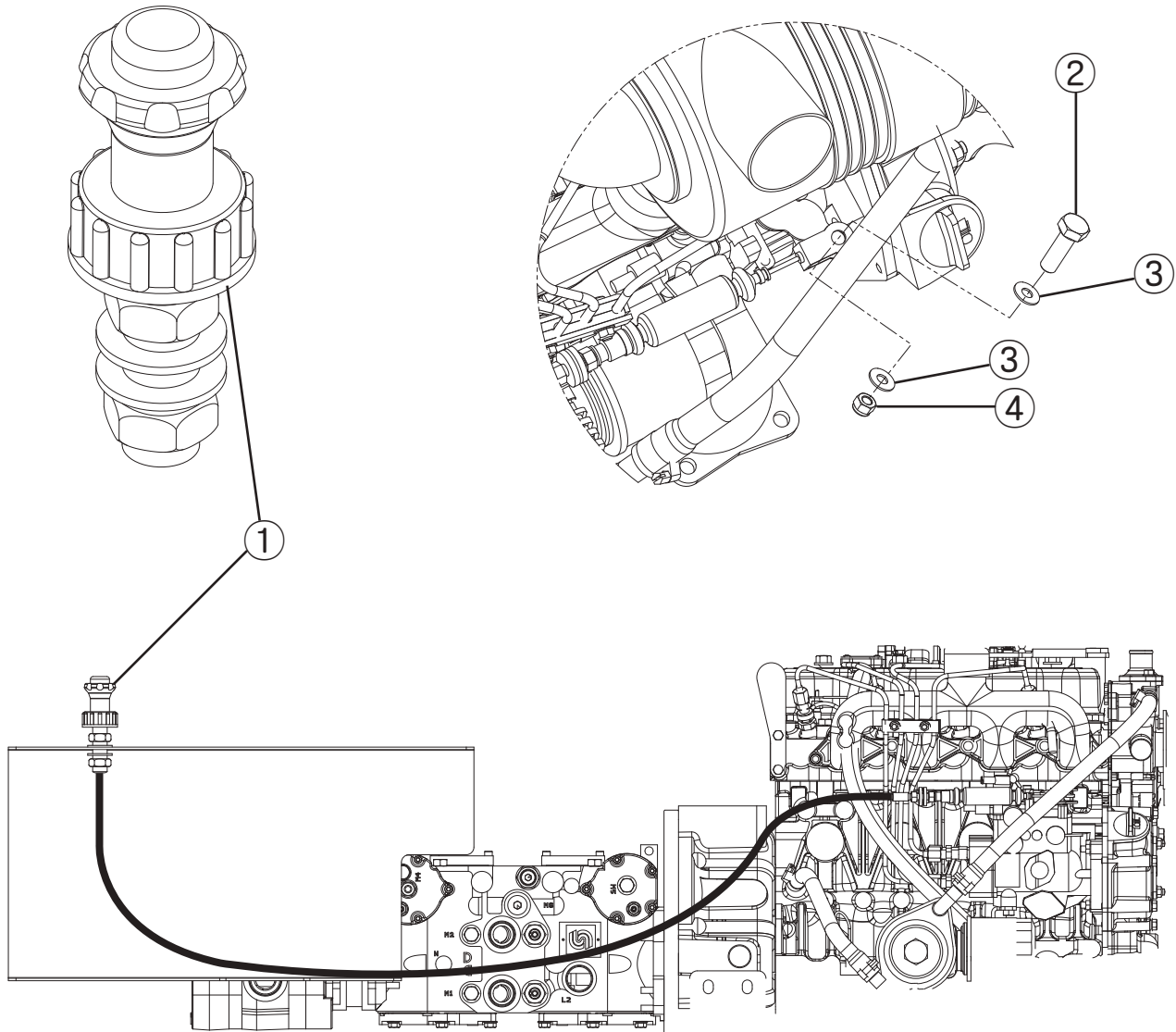
NO	PART NO.	DESCRIPTION	SPECIFICATION	Q'TY
1	1656500	Muffler Ass'y		1
2	1651409	Bracket , Mount		1



NO	PART NO.	DESCRIPTION	SPECIFICATION	Q'TY
1	1651707	Neck Cap Ass'y		111
2	1651703	Neck, Fuel		
3	1651608	Sender, Fuel Level		



NO	PART NO.	DESCRIPTION	SPECIFICATION	Q'TY
1	1651821	Gasket		1
2	1651308	Cover		1
3	6547	Fitting	PT 1/4,PT 1/4 ELBOW	2
4	6548	Clamp		4
5	6549	Valve	PT 1/4	1
6	5003	Fitting	PT 1/4 ST	1
7	5022	Hose	ø 10	1
8	5021	Hose	ø 10	1
9	1656712	Oil Water Separator		1



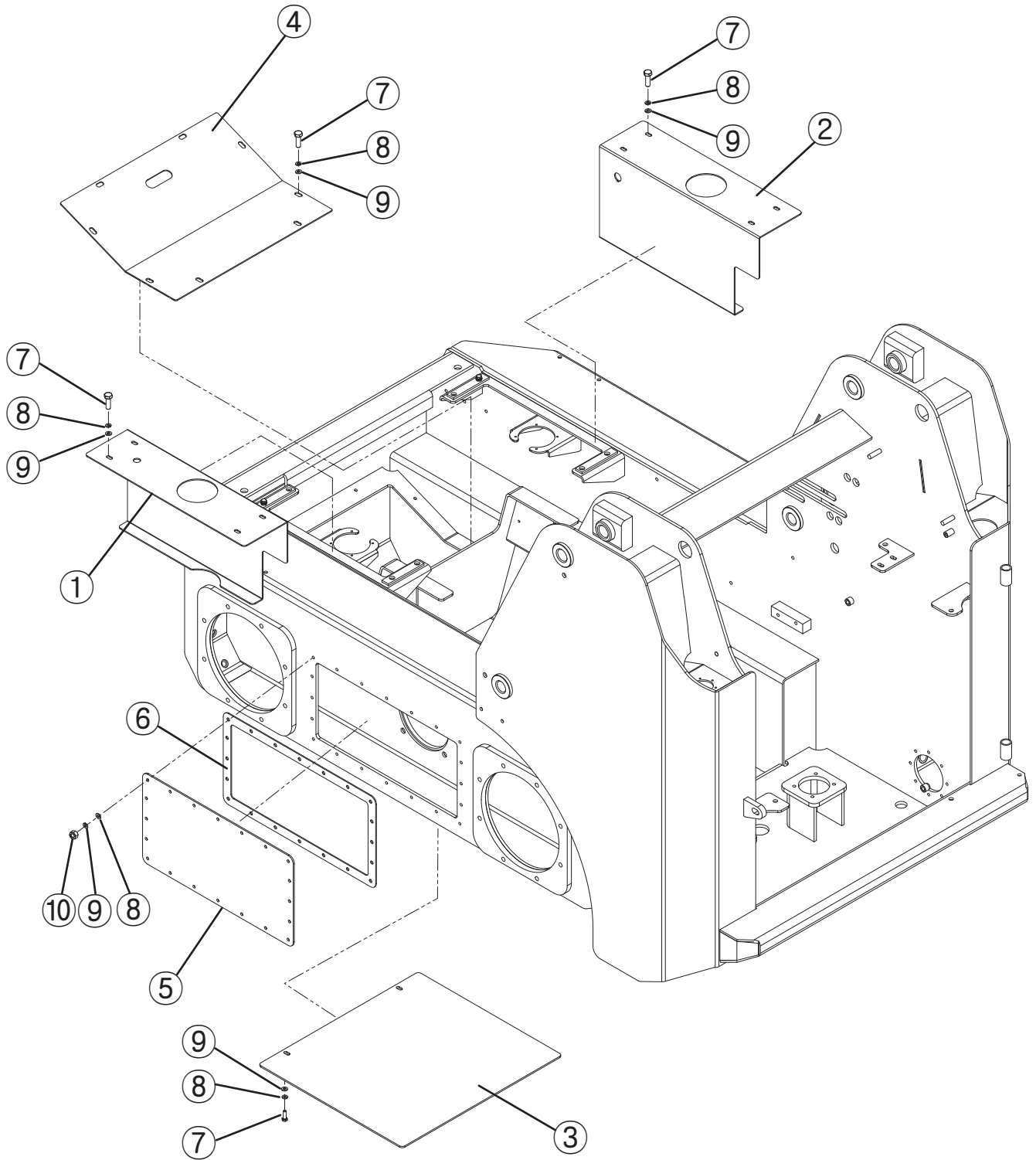
NO	PART NO.	DESCRIPTION	SPECIFICATION	Q'TY
1	1656714	Accelerator Assembly	Push Pull	1
2	911064	Bolt, Hex	M8×P1.25×25L	1
3	93006	Washer, Flat	M8	2
4	1922061	Nut, Nylon	M8×P1.25	1



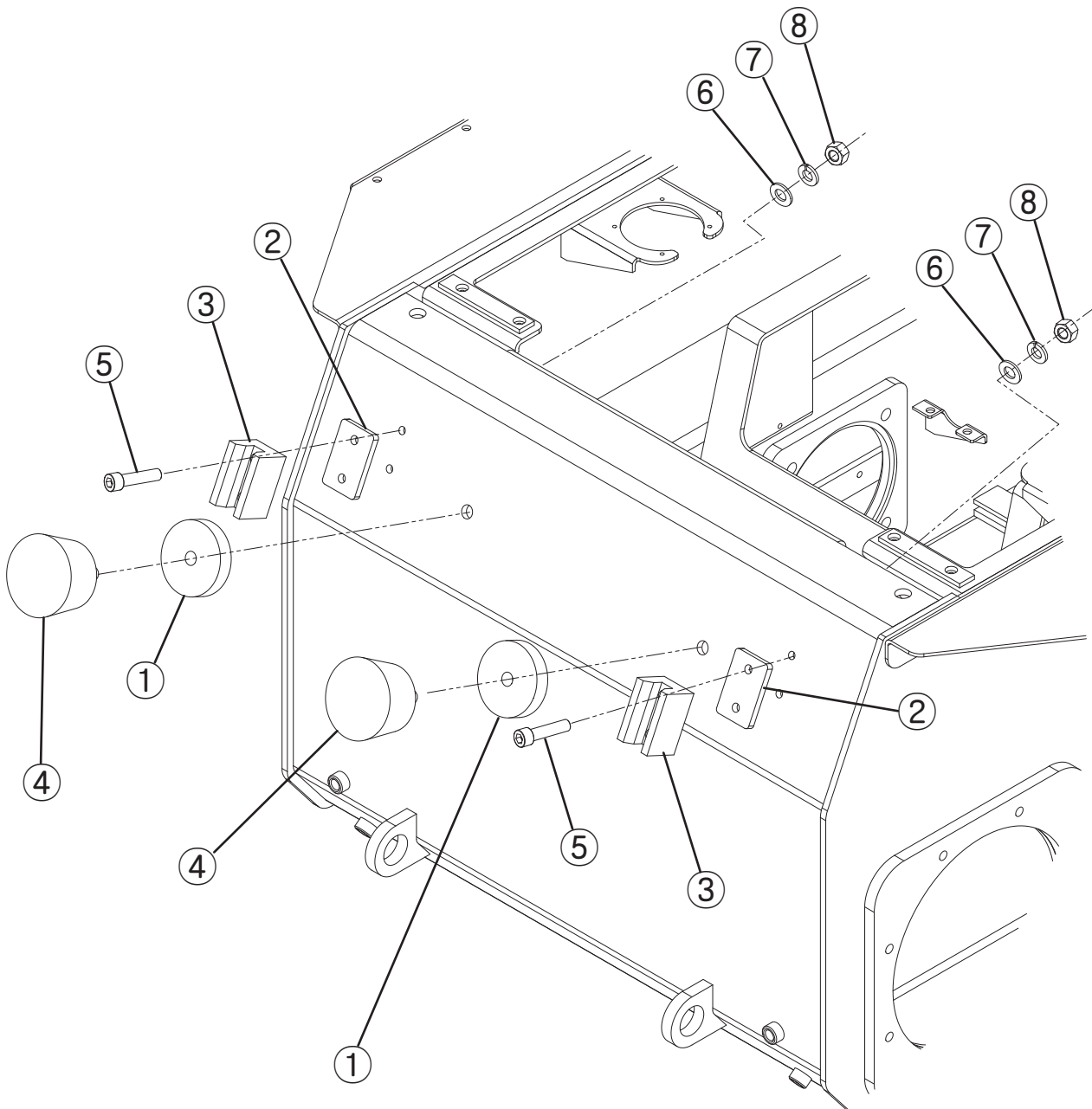
MAINFRAME

DL165 SKID STEER LOADER B SERIES

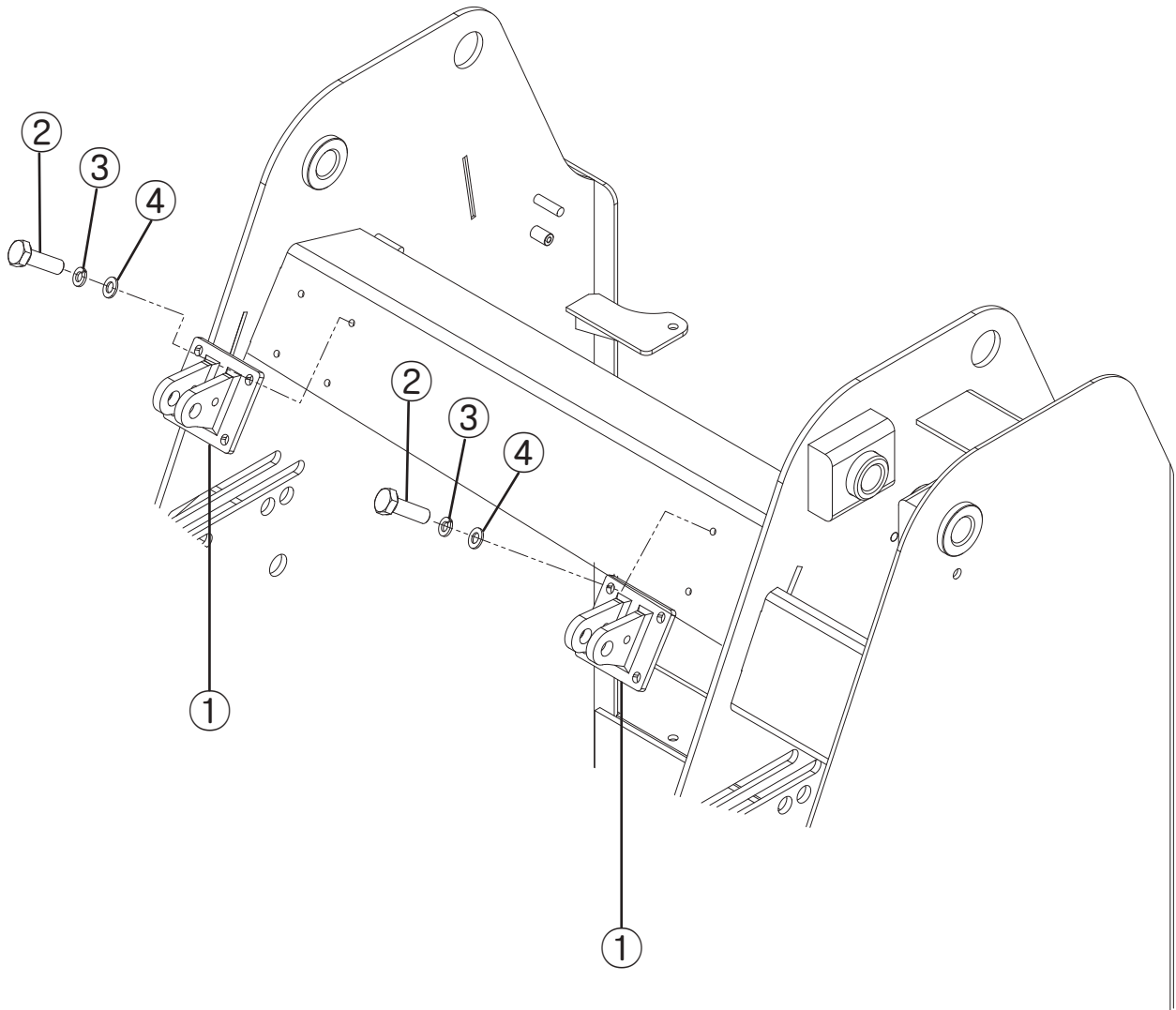
Body Assembly (A)



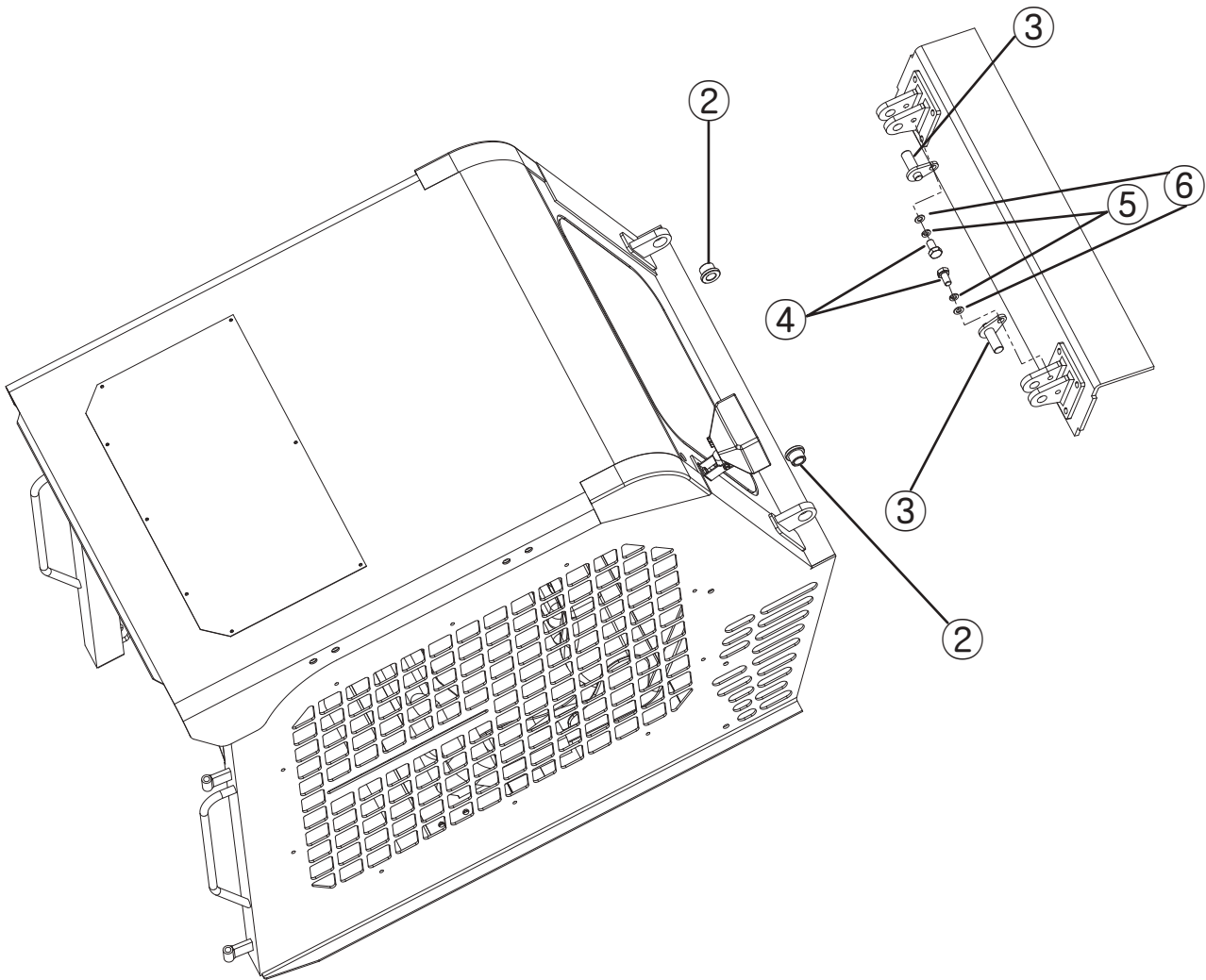
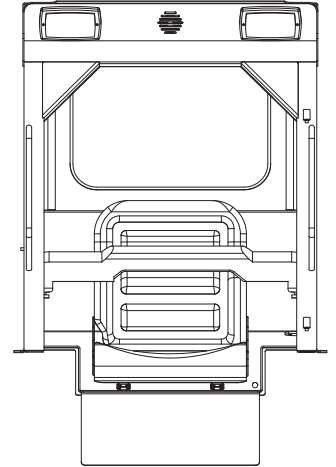
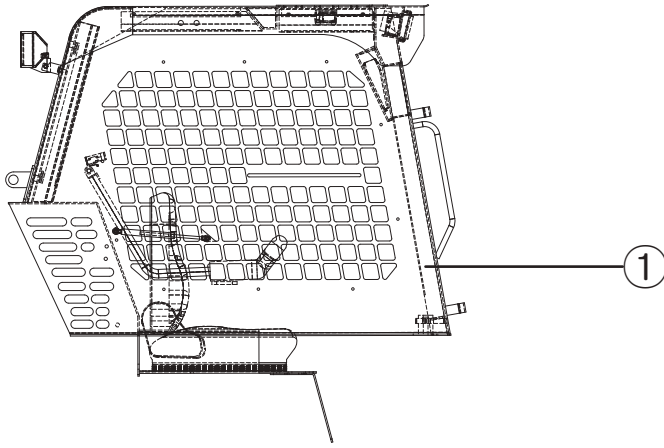
NO	PART NO.	DESCRIPTION	SPECIFICATION	Q'TY
1	1651302	Cover, Joystick, LH		1
2	1651303	Cover, Joystick, RH		1
3	1651304	Cover, Bottom Inspection		1
4	1651305	Foothold		1
5	1651306	Cover, Chain Inspection		2
6	1651820	Gasket		2
7	911081	Bolt, Hex	M8×P1.25×20L	18
8	940081	Washer, Lock	M8	58
9	930081	Washer, Flat	M8	58
10	921081	Nut, Hex	M8×P1.25	40



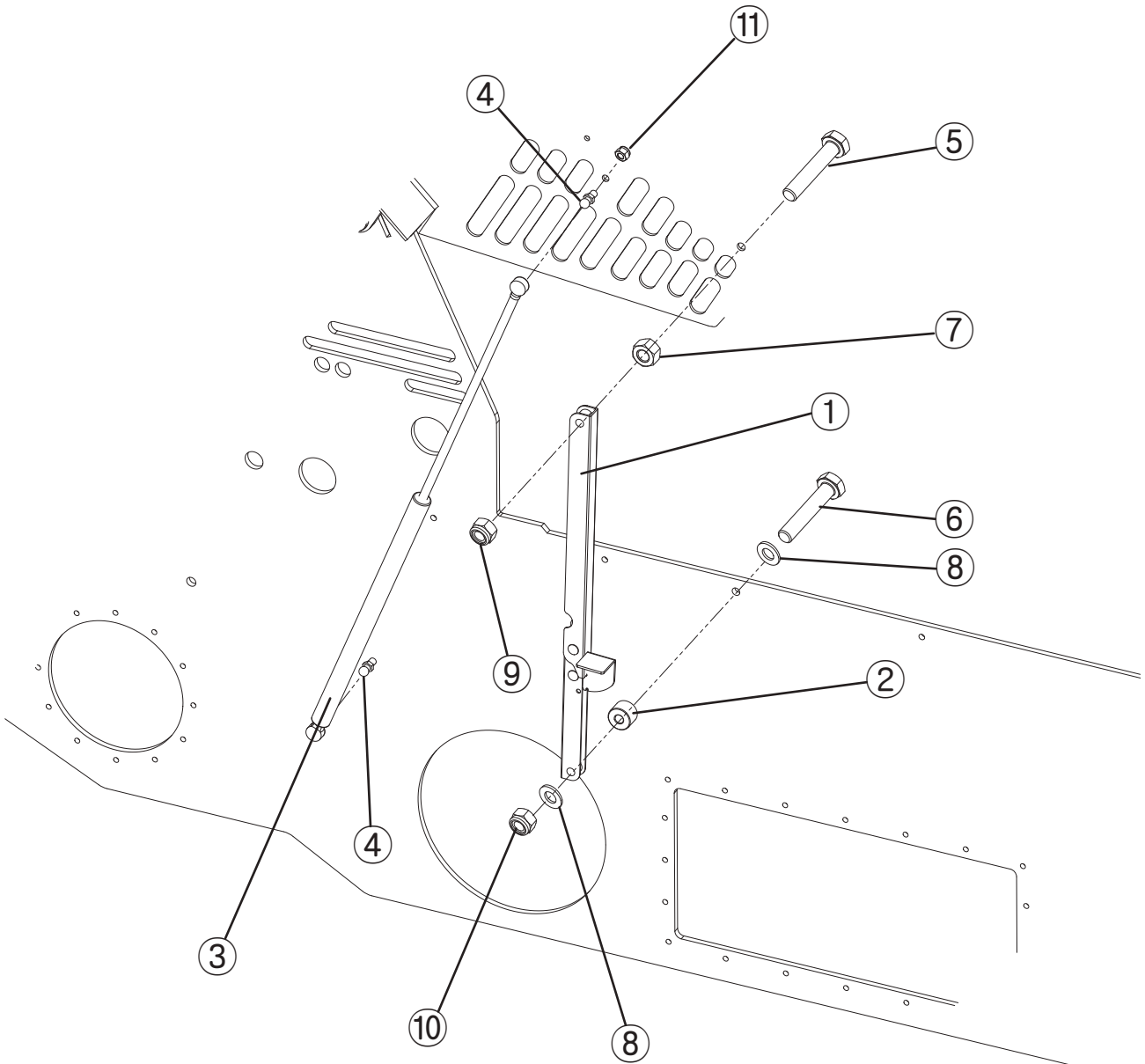
NO	PART NO.	DESCRIPTION	SPECIFICATION	Q'TY
1	1651822	Spacer		2
2	1651415	Spacer		2
3	1651816	Holder		2
4	1651701	Bumper		2
5	913101	Bolt, Socket	M10×P1.25×35L	4
6	930101	Washer, Flat	M10	4
7	940101	Washer, Lock	M10	4
8	921101	Nut, Hex	M10×P1.25	4



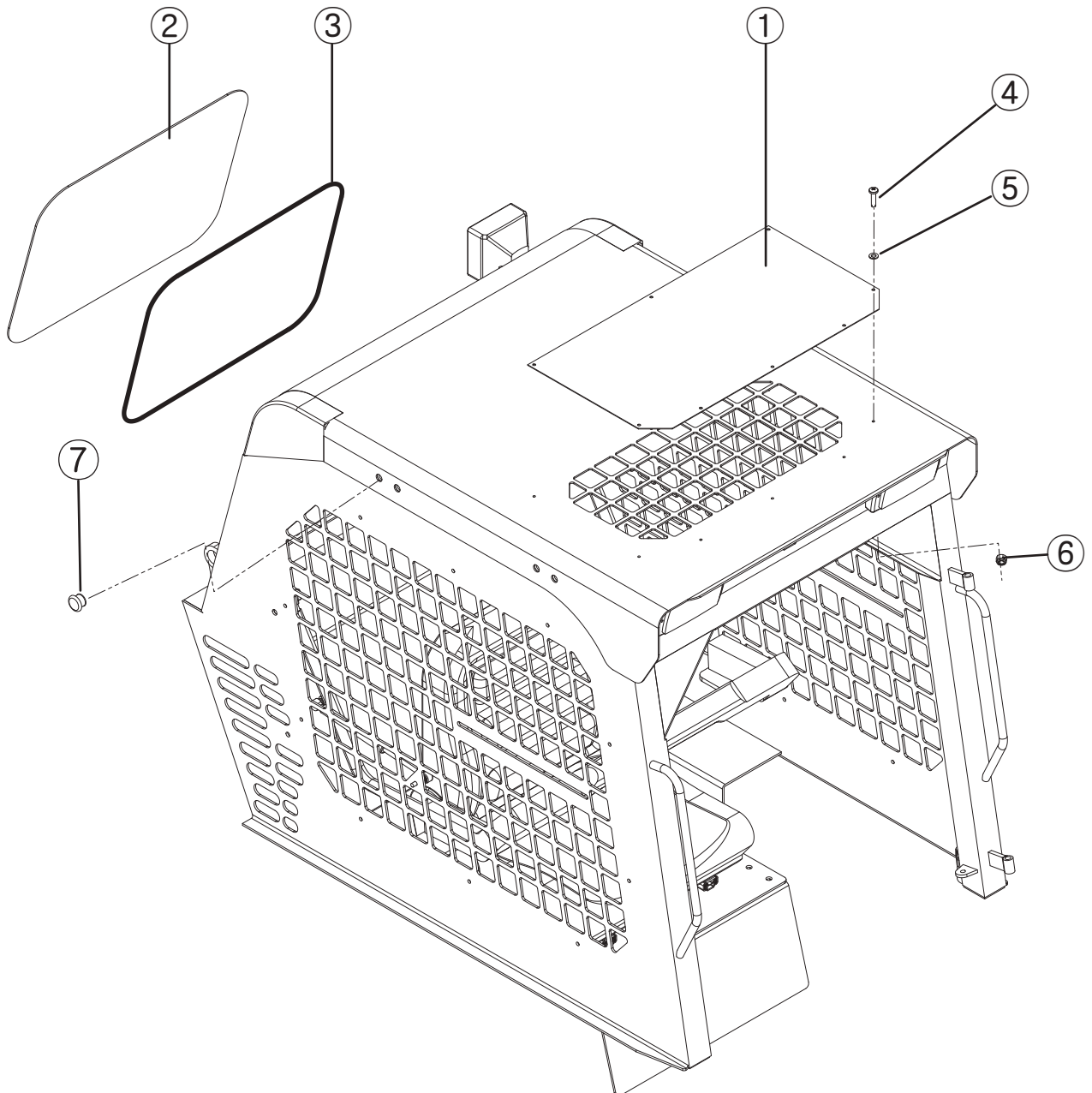
NO	PART NO.	DESCRIPTION	SPECIFICATION	Q'TY
1	1651405	Bracket , Hinge		2
2	911102	Bolt , Hex	M10×P1.25×20L	8
3	940101	Washer , Lock	M10	8
4	930101	Washer , Flat	M10	8



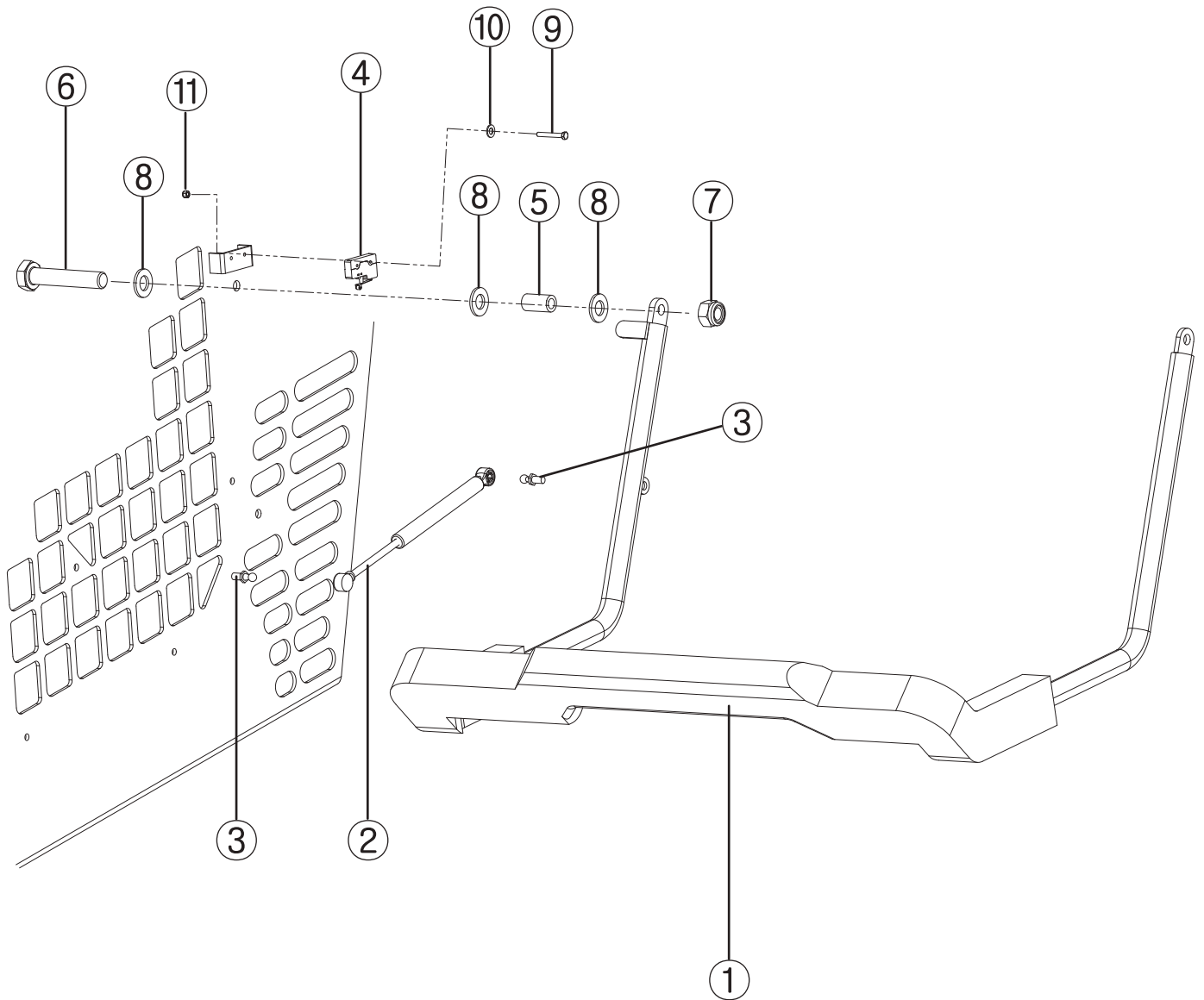
NO	PART NO.	DESCRIPTION	SPECIFICATION	Q'TY
1	1753000	ROPS Complete		1
2	1653805	Guard, Hinge		2
3	1653806	Pin, Hinge		2
4	911121	Bolt, Hex	M12×P1.25×30L	2
5	940121	Washer, Lock	M12	2
6	930121	Washer, Flat	M12	2



NO	PART NO.	DESCRIPTION	SPECIFICATION	Q'TY
1	1653701	Support Ass'y		1
2	1653804	Spacer, Support		1
3	1651713	Gas Spring		2
4	1651714	Bolt Stud	M10	4
5	911124	Bolt, Hex	M12×P1.25×40L	1
6	911125	Bolt, Hex	M12×P1.5×65L	1
7	921121	Nut, Hex	M12×P1.25	1
8	930121	Washer, Flat	M12	2
9	922121	Nut, Nylon	M12×P1.25	1
10	922122	Nut, Nylon	M12×P1.5	1
11	922081	Nut, Nylon	M8×P1.25	2



NO	PART NO.	DESCRIPTION	SPECIFICATION	Q'TY
1	1653810	Top Window		1
2	1653811	Rear Window		1
3	1653704	Weatherstrip	1962L	1
4	912051	Screw	M5×P0.8×10L	8
5	930051	Washer, Flat	M5	8
6	922051	Nut, Nylon	M5×P0.8	8



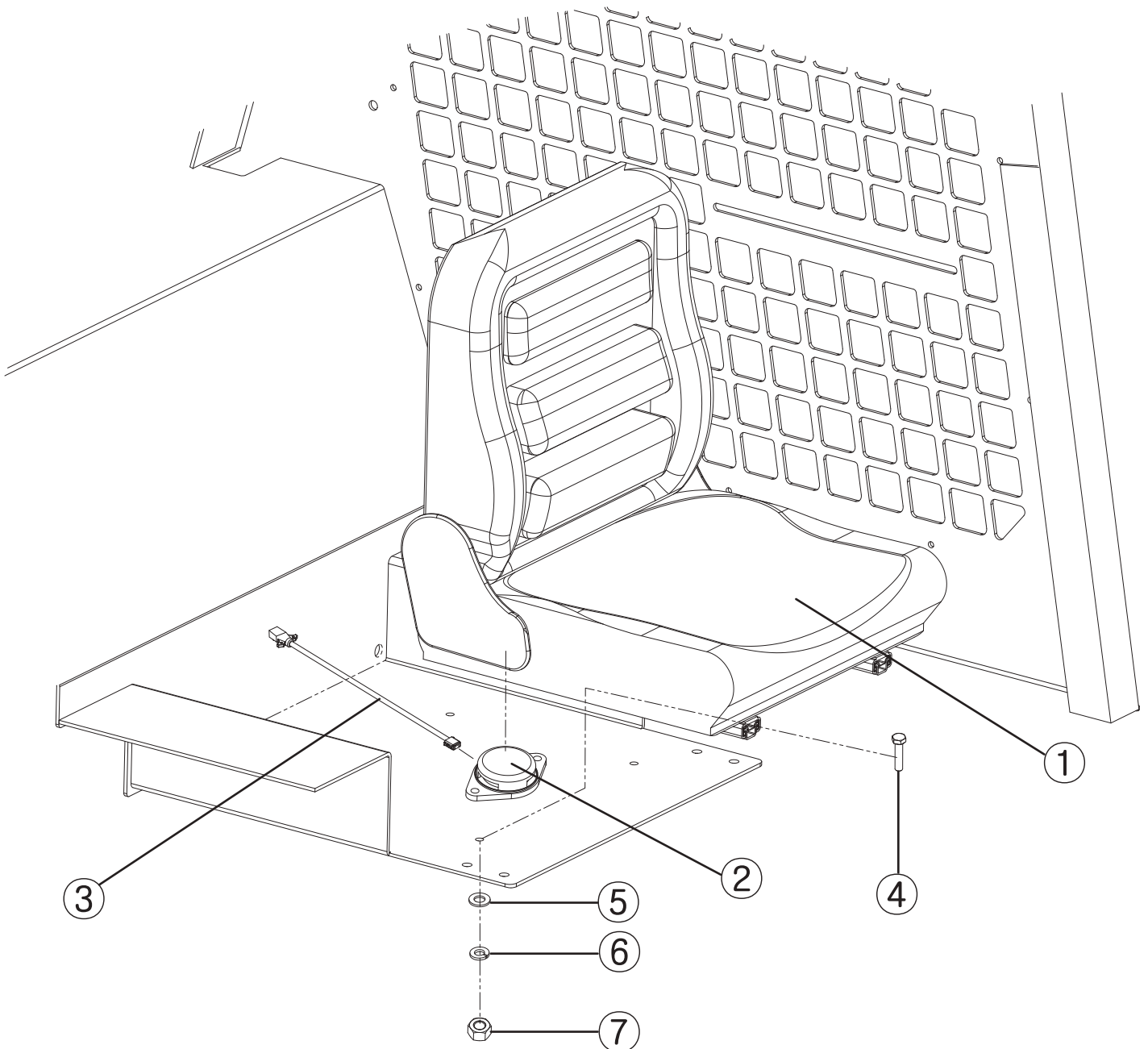
NO	PART NO.	DESCRIPTION	SPECIFICATION	Q'TY
1	1563702	Restraint Bar		1
2	1653705	Gas Spring		1
3	1653706	Ball Stud		2
4	1653601	Limit Switch		1
5	1653804	Spacer		2
6	911125	Bolt, Hex	M12×P1.5×65L	2
7	922122	Nut, Nylon	M12×P1.5	2
8	930121	Washer, Flat	M12	6
9	912032	Screw	M3×P0.5×30L	2
10	930031	Washer, Flat	M3	2
11	922031	Nut, Nylon	M3×P0.5	2



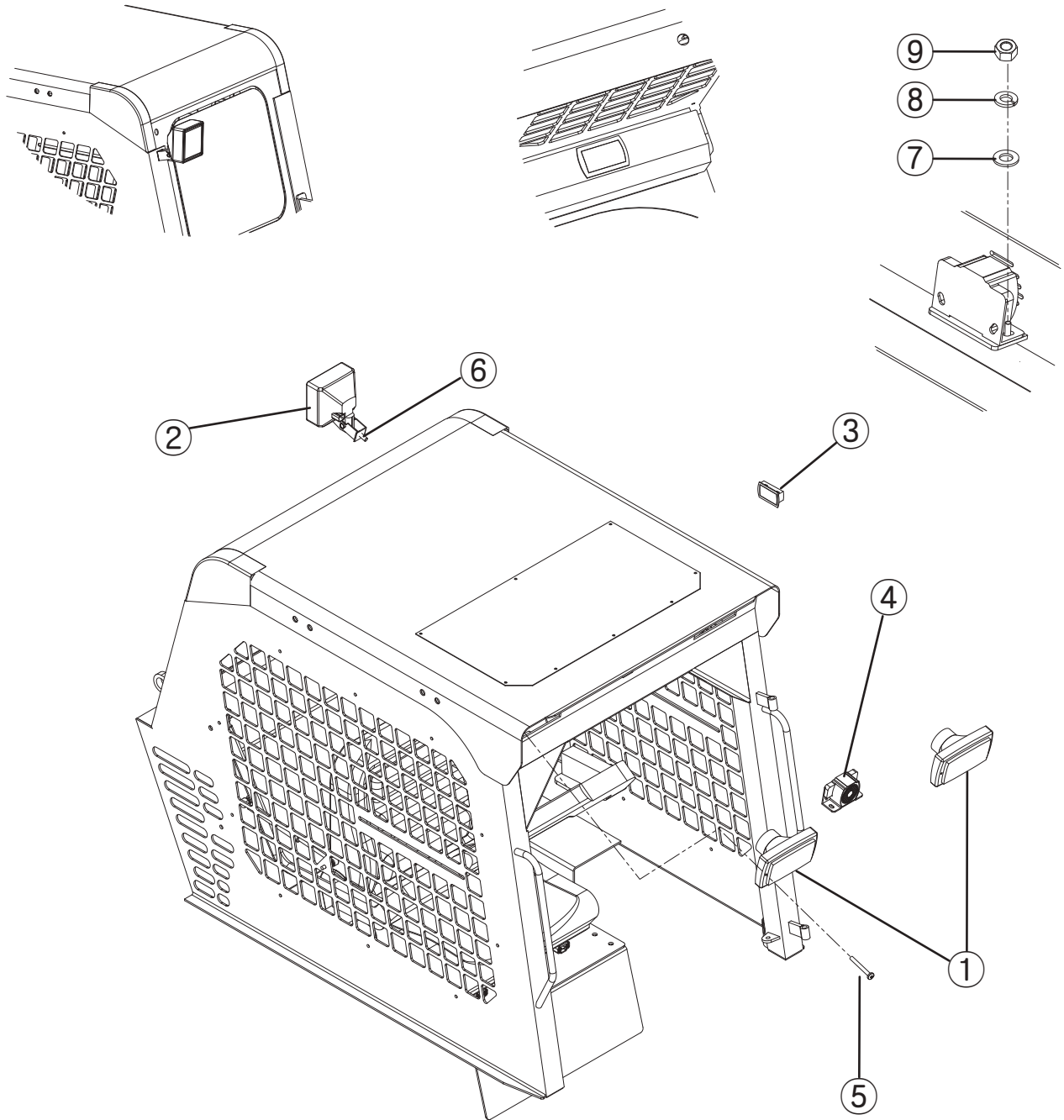
MAINFRAME

DL165 SKID STEER LOADER B SERIES

Seat Assembly



NO	PART NO.	DESCRIPTION	SPECIFICATION	Q'TY
1	1653707	Seat Ass'y		1
2	1653602	Switch, Seat		1
3	1653616	Harness, Sitch		1
4	911083	Bolt Hex	M8×P1.25×30L	4
5	930081	Washer, Flat	M8	4
6	940081	Washer, Lock	M8	4
7	921081	Nut, Hex	M8×P1.25	4



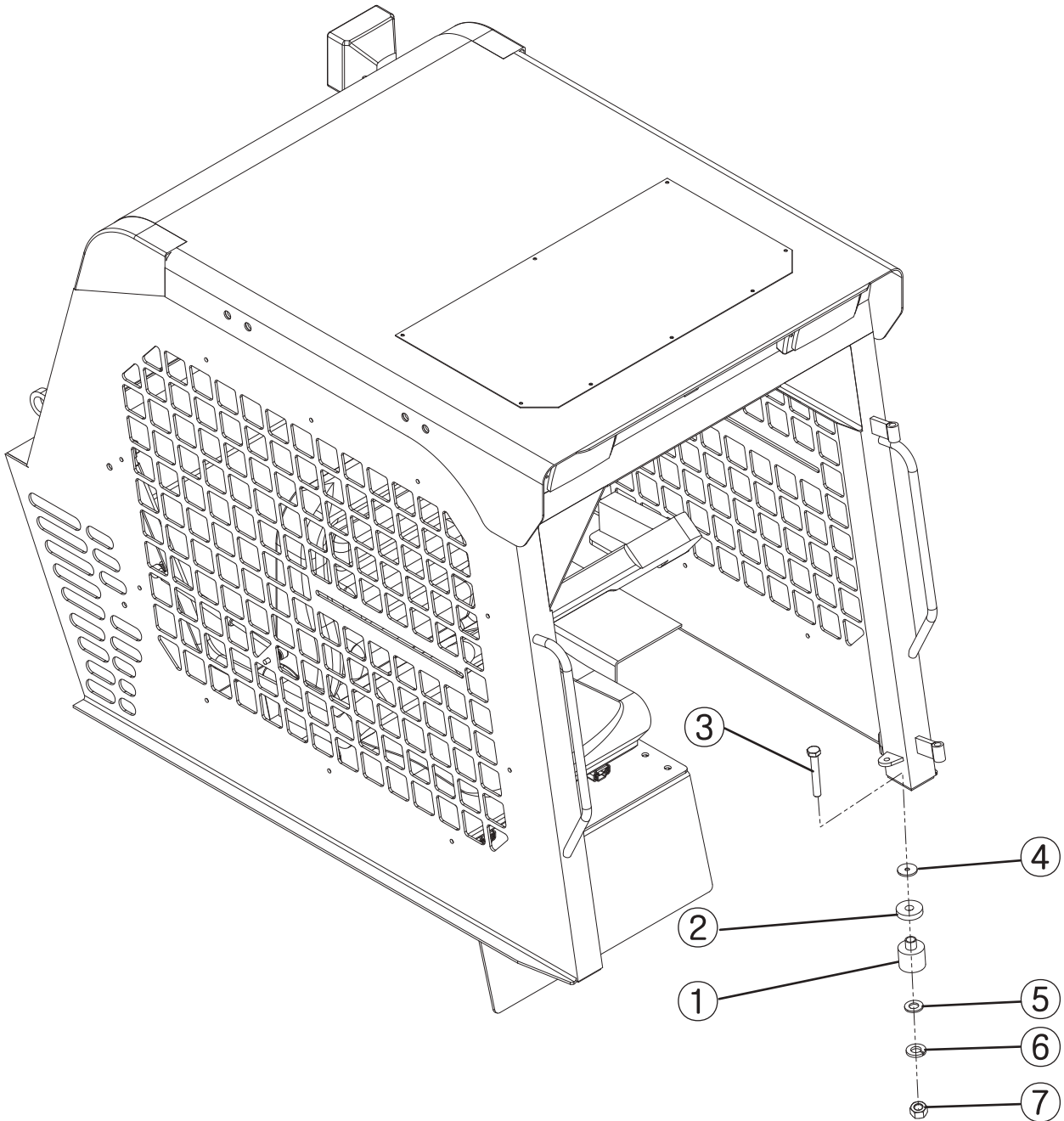
NO	PART NO.	DESCRIPTION	SPECIFICATION	Q'TY
1	1653603	Front-Light		2
2	1653604	Rear-Light		1
3	1653605	Internal Light		1
4	1653606	Front Horn		1
5	912053	Screw	M5×P0.8×30L	2
6	911103	Bolt, Hex	M10×P1.5×20L	1
7	930081	Washer, Flat	M8	2
8	940081	Washer, Lock	M8	2
9	921081	Nut, Hex	M8×P1.25	2



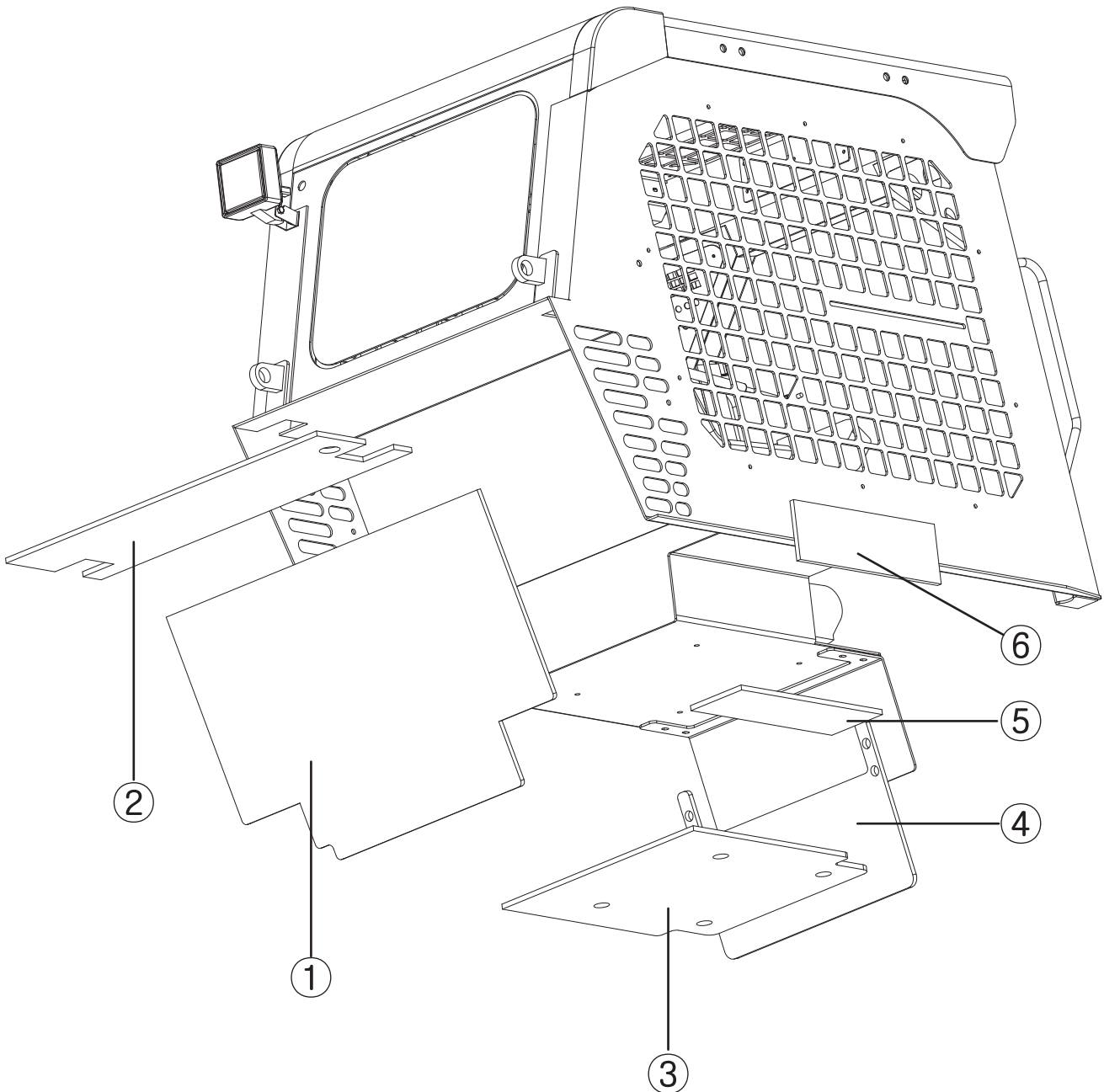
MAINFRAME

DL165 SKID STEER LOADER B SERIES

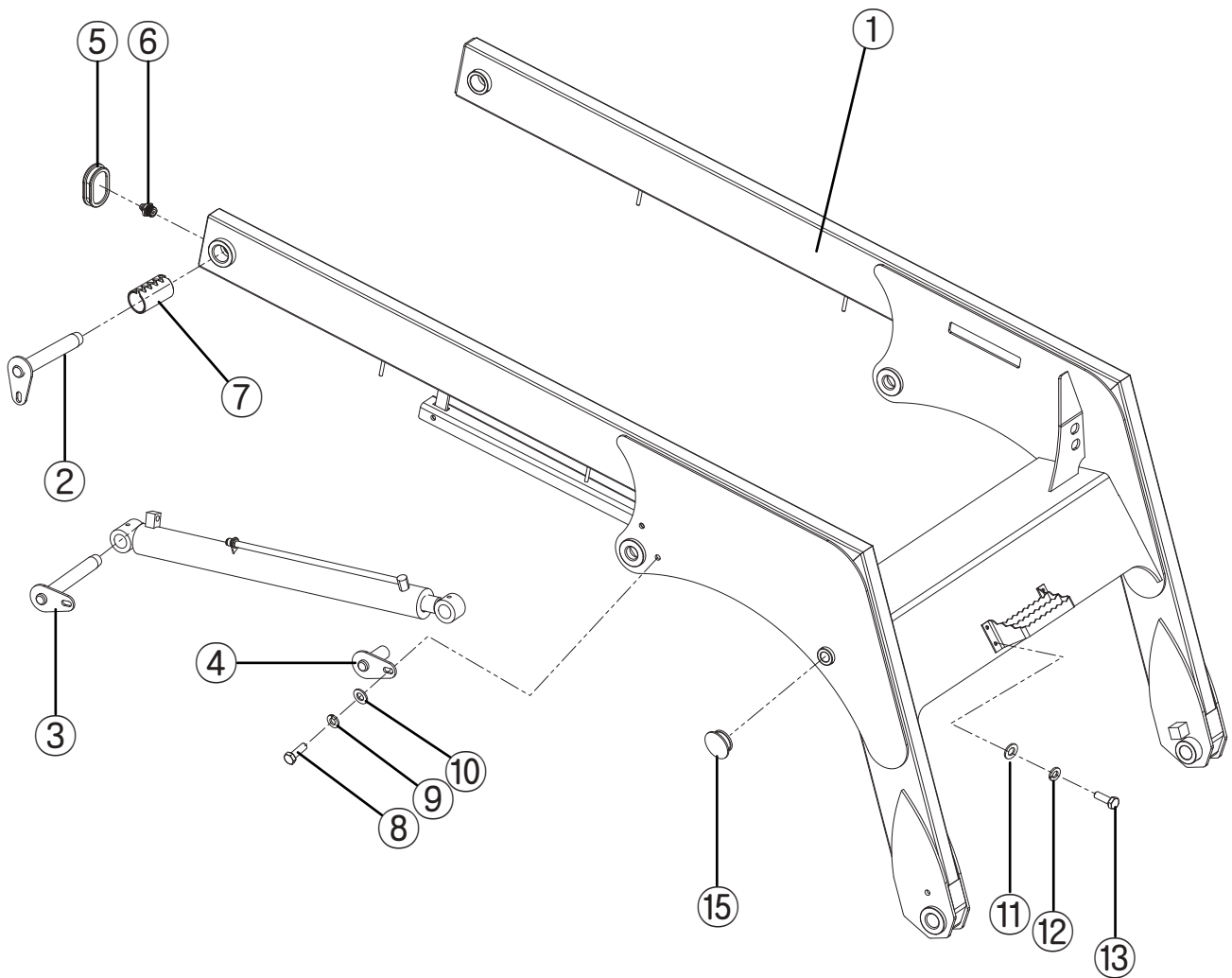
Mount



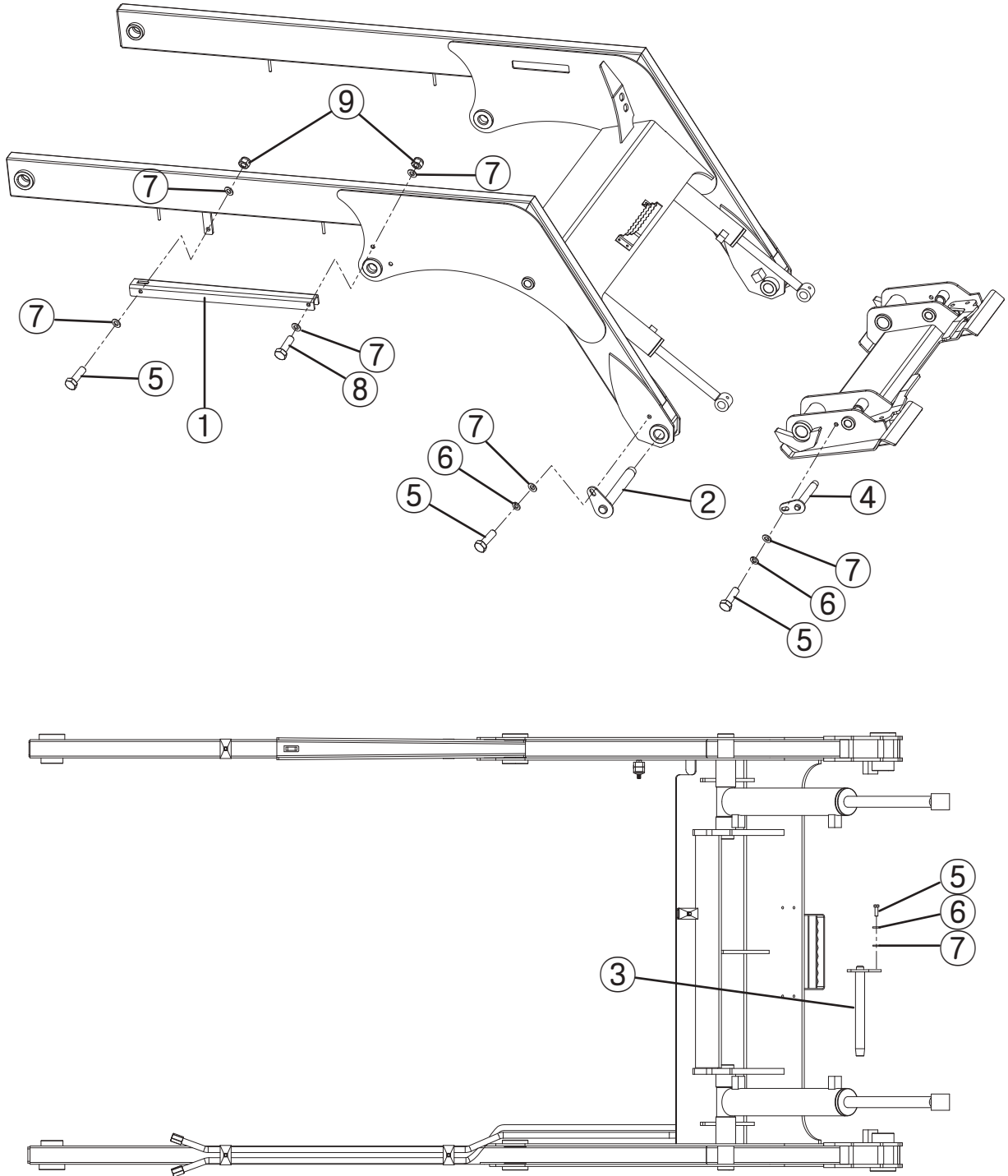
NO	PART NO.	DESCRIPTION	SPECIFICATION	Q'TY
1	1653807	Isolator		2
2	1653808	Isolator		2
3	911143	Bolt, Hex	M14×P1.5×100L	2
4	950162	Washer, Flat	M14(50×15×3T)	2
5	930141	Washer, Flat	M14	2
6	940141	Washer, Lock	M14	2
7	921141	Nut, Hex	M14×P1.5	2



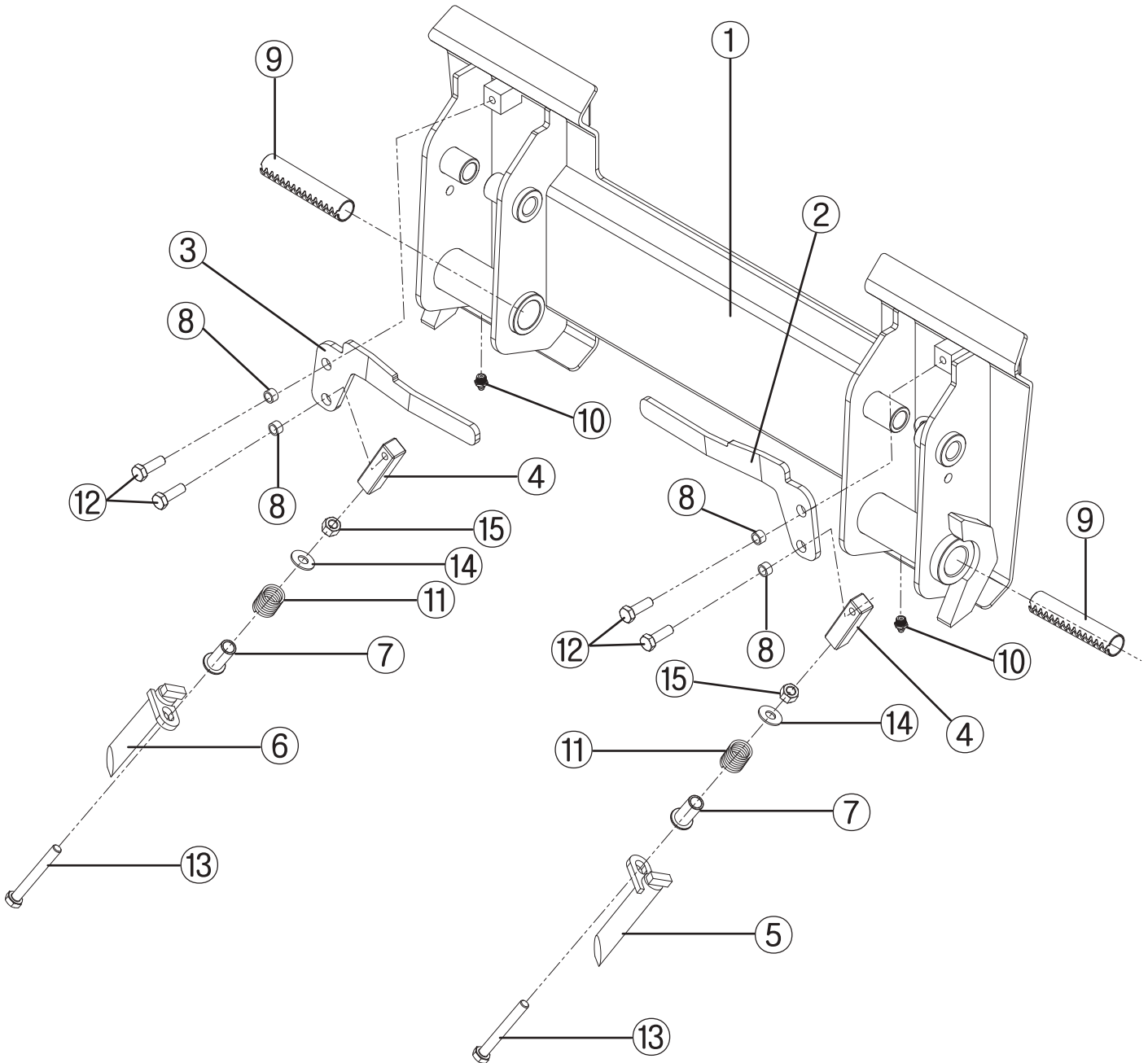
NO	PART NO.	DESCRIPTION	SPECIFICATION	Q'TY
1	1653301	Insulation, Rear		1
2	1653302	Insulation, Center		1
3	1653303	Insulation, Front		1
4	1653304	Insulation, Inside		1
5	1653305	Insulation, Outside		2
6	1653305	Insulation, Bulkhead Cover		2



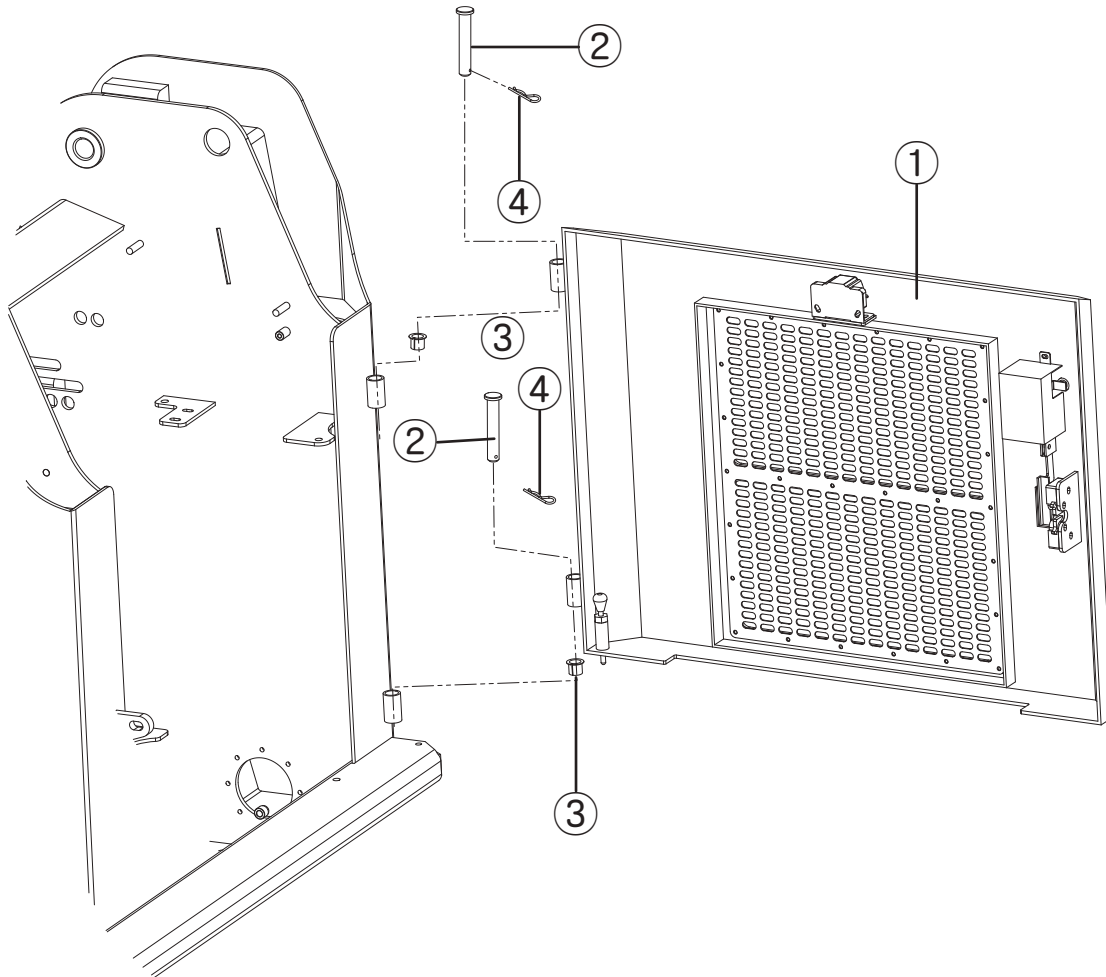
NO	PART NO.	DESCRIPTION	SPECIFICATION	Q'TY
1	17652000	Lift Arm Welded Assembly		1
2	1651817	Pivot Pin, Hardened		2
3	1651818	Pivot Pin, Hardened		2
4	1652809	Pivot Pin, Hardened		2
5	1652812	Rubber Plug		2
6	5012	Grease Nipple		2
7	1652814	Hardened Bushing		2
8	911121	Bolt, Hex	M12×P1.25×30L	2
9	940121	Washer, Lock	M12	2
10	930121	Washer, Flat	M12	2
11	930081	Washer, Flat	M8	4
12	940081	Washer, Lock	M8	4
13	911081	Bolt, Hex	M8×P1.25×20L	4



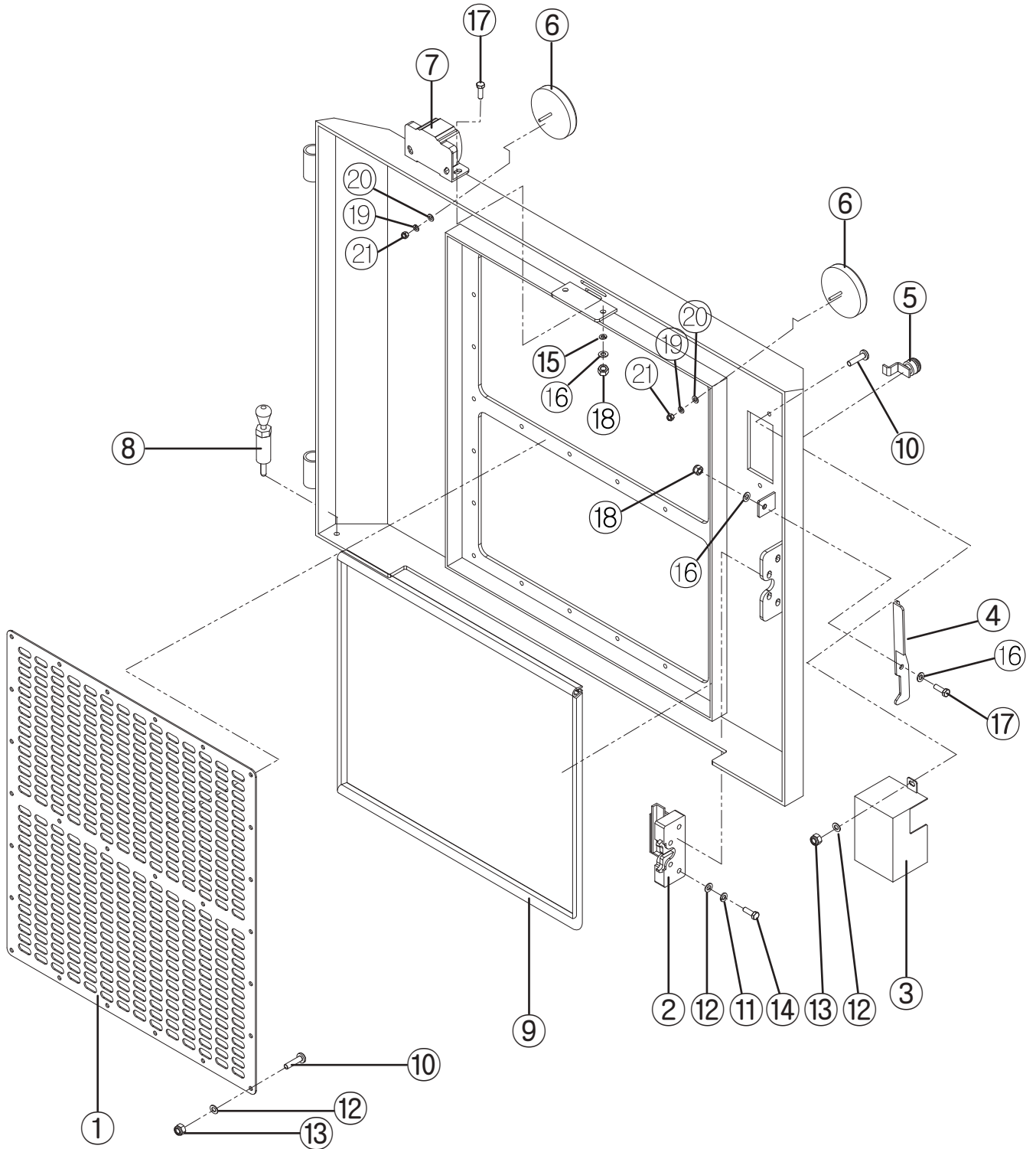
NO	PART NO.	DESCRIPTION	SPECIFICATION	Q'TY
1	1652015	Support, Lift Arm		1
2	1652811	Pivot Pin, Hardened		2
3	1652810	Pivot Pin, Hardened		2
4	1654812	Pivot Pin, Hardened		2
5	911121	Bolt, Hex	M12×P1.25×30L	1
6	940121	Washer, Lock	M12	6
7	930121	Washer, Flat	M12	9
8	911126	Bolt, Hex	M12×P1.25×80L	1
9	922121	Nut, Nylon	M12×P1.25	2



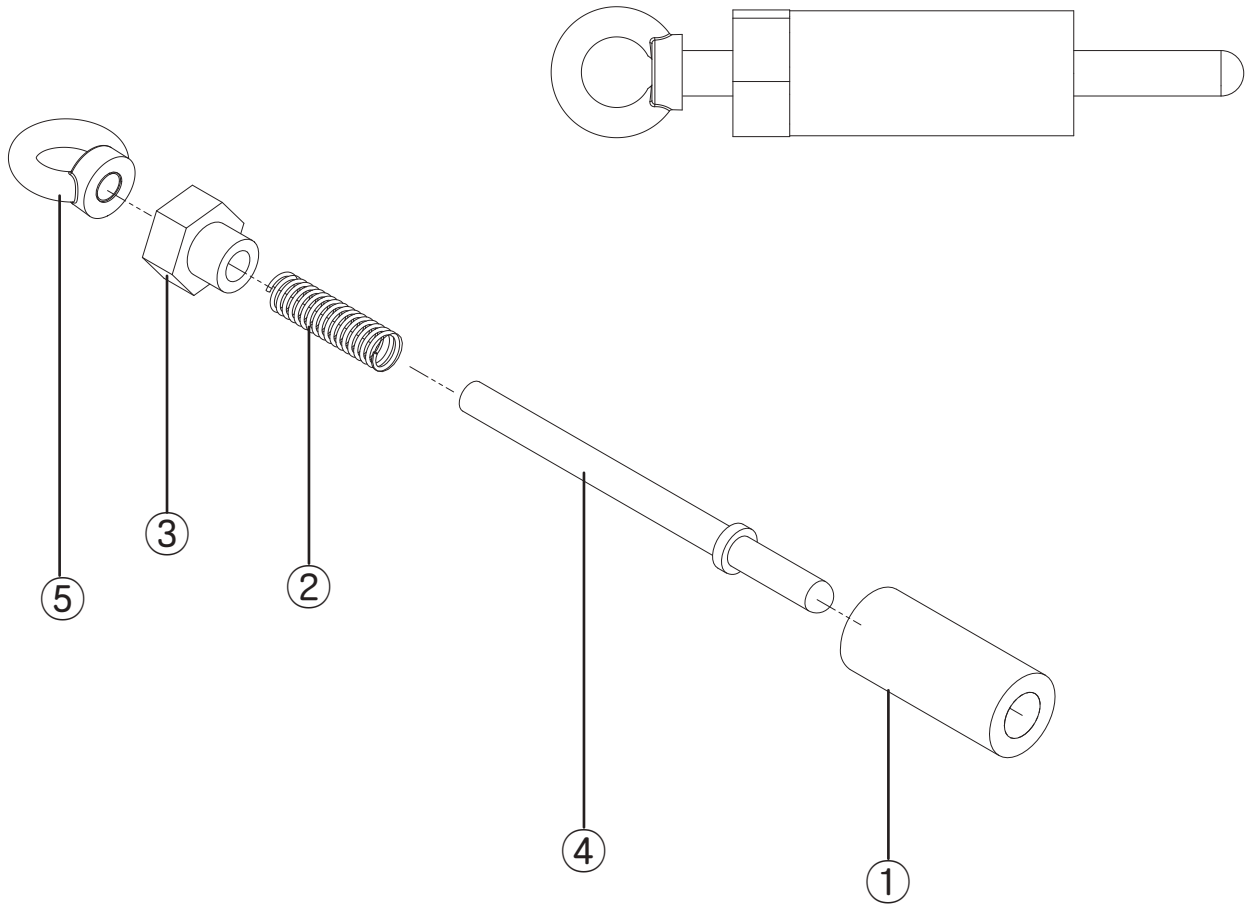
NO	PART NO.	DESCRIPTION	SPECIFICATION	Q'TY
1	1754000	Welded Ass'y		1
2	1654007	Lock Handle, RH		1
3	1654008	Lock Handle, LH		1
4	1654805	Linkage Block		2
5	1654806	Lock Pin, RH		1
6	1654807	Lock Pin, LH		1
7	1654808	Bushing		2
8	1654811	Bushing, Stabilizer Bar		2
9	1654813	Hardened Bushing		2
10	5012	Grease Fitting	PT 1/8"	2
11	5028	Spring		2
12	911121	Bolt, Hex	M12×P1.25×30L	4
13	911144	Bolt, Hex	M14×P1.5×130L	2
14	930181	Washer, Flat	M18	2
15	921141	Nut, Hex	M14×P1.5	2



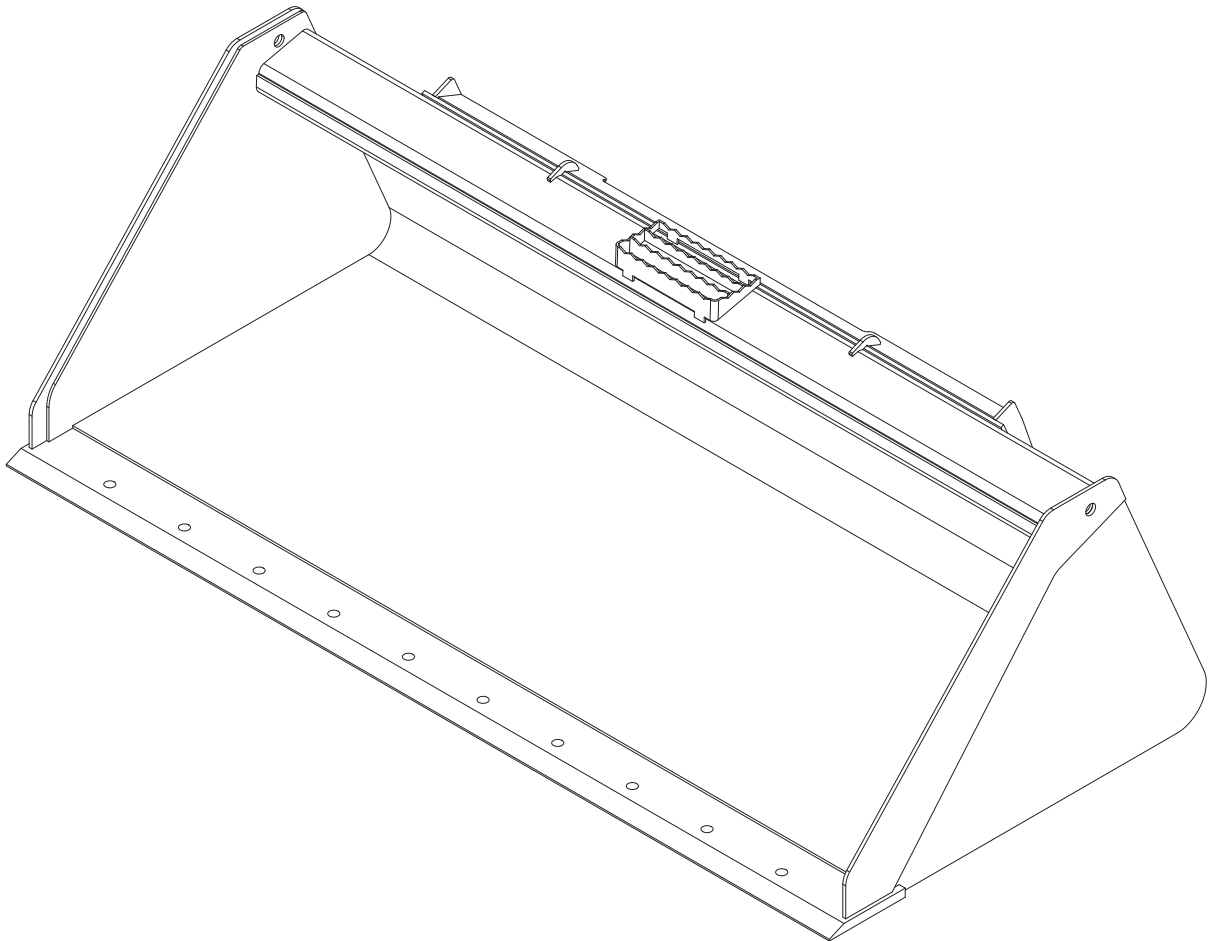
NO	PART NO.	DESCRIPTION	SPECIFICATION	Q'TY
1	1758000	Welded Assembly		1
2	1658802	Pivot Pin		2
3	5013	DU Bush	Ø20	2
4	5014	Cotter Pin	Ø5	2



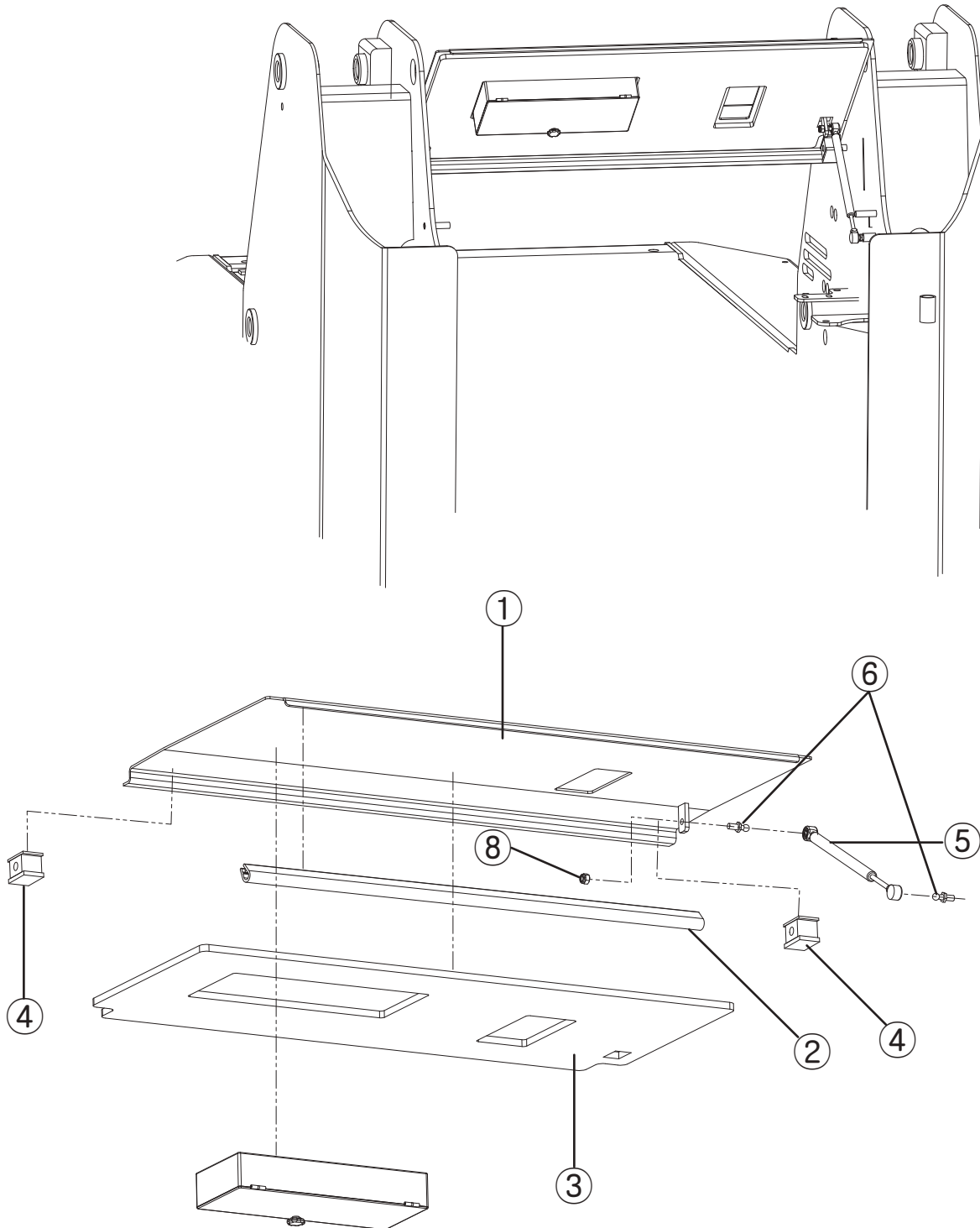
NO	PART NO.	DESCRIPTION	SPECIFICATION	Q'TY
1	1658002	Ventilation Cover		1
2	1658701	Latch Ass'y		1
3	1658006	Catch Cover		1
4	1658007	Catch		1
5	1658702	Key Lock Ass'y		1
6	1658704	Reflector Ass'y		2
7	1651606	Back Horn		1
8	1655200	Stopper Ass'y		1
9	5008	Trim, Seal		1
10	912061	Screw	M6×P1.0×15L	28
11	930061	Washer, Lock	M6	4
12	940061	Washer, Flat	M6	34
13	922061	Nut, Nylon	M6×P1.0	28
14	911062	Bolt, Hex	M6×P1.0×20L	4
15	930081	Washer, Flat	M8	4
16	940081	Washer, Flat	M8	2
17	911083	Blot, Hex	M8×P1.25×30L	3
18	922081	Nut, Nylon	M8×P1.25	3
19	930041	Washer, Lock	M4	2
20	940041	Washer, Flat	M4	2
21	922041	Nut, Nylon	M4×P0.7	2



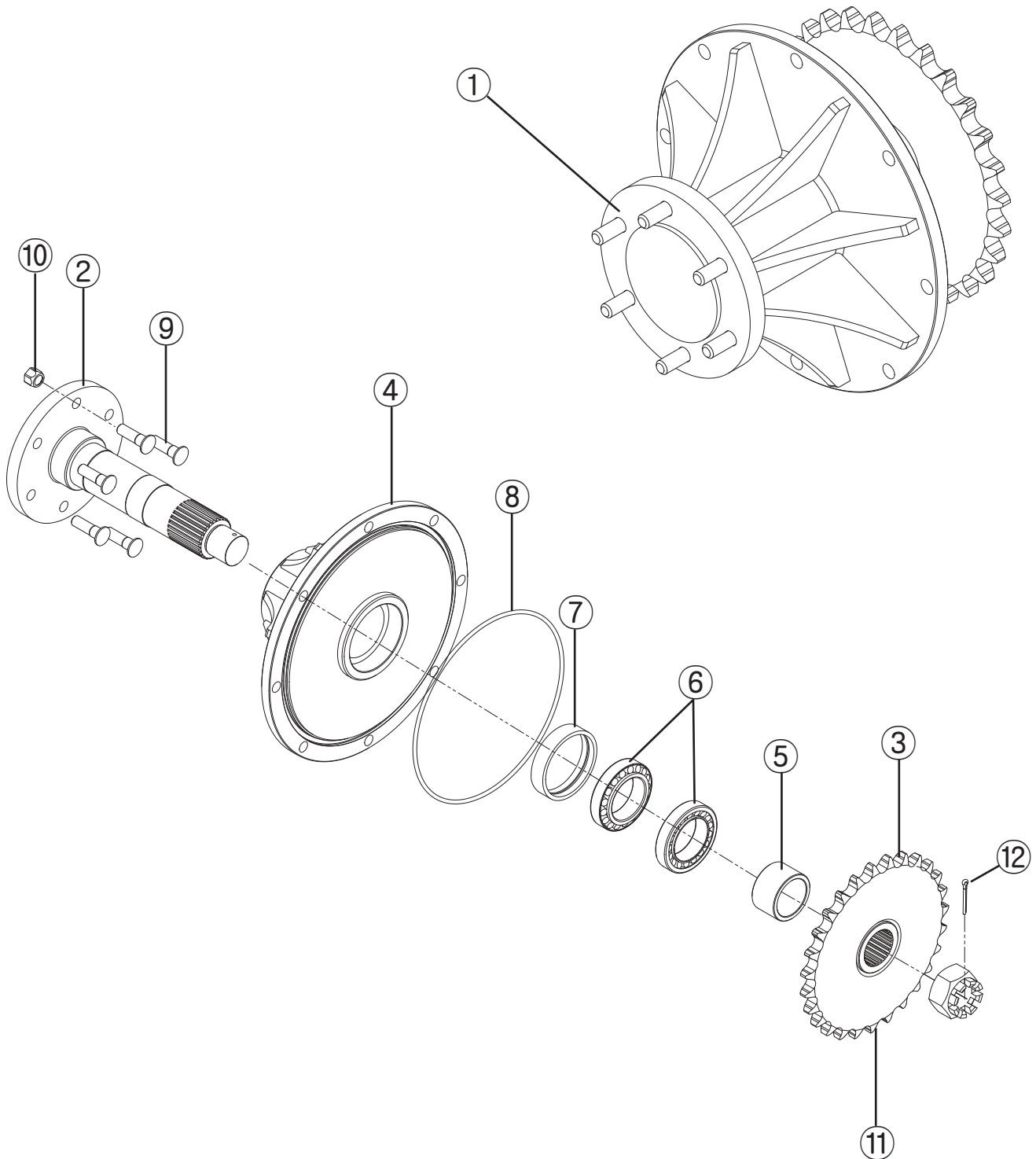
NO	PART NO.	DESCRIPTION	SPECIFICATION	Q'TY
1	1655201	Housing		1
2	1655202	Cap, Nut		1
3	1655203	Saft		1
4	5029	Spring		1
5	960050	Eye Nut	M8	1



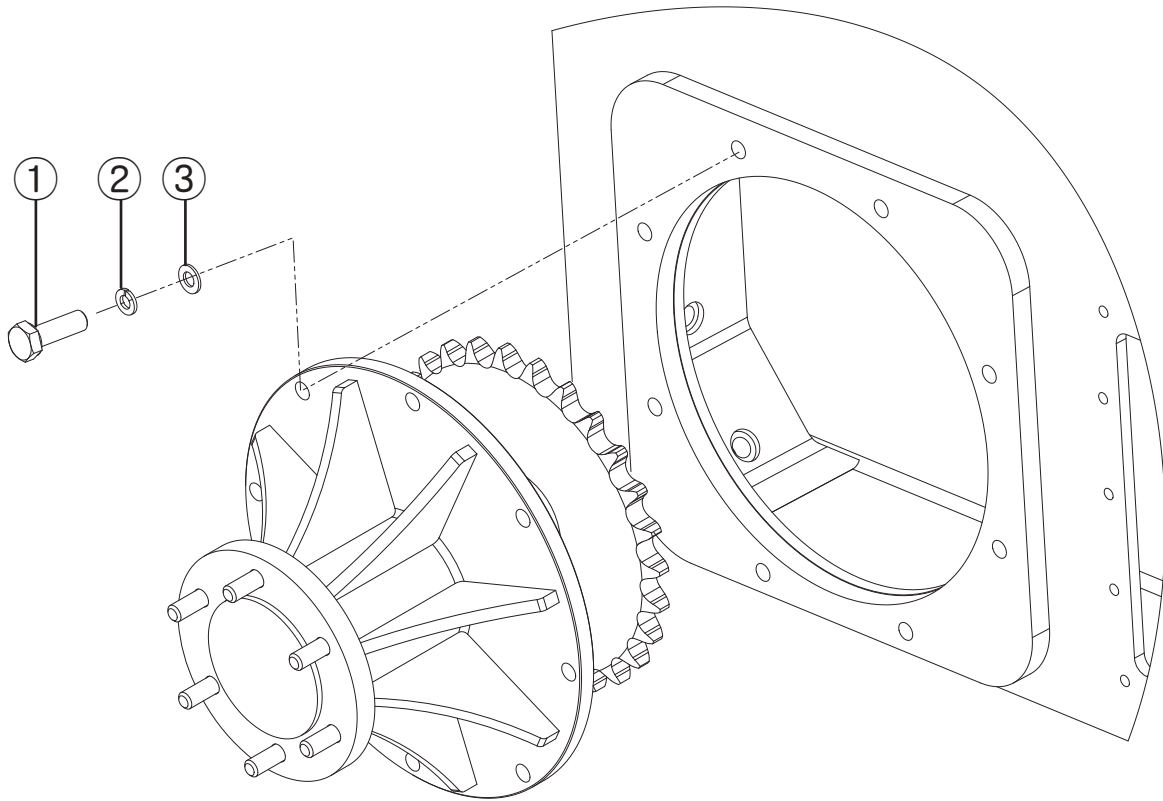
NO	PART NO.	DESCRIPTION	SPECIFICATION	Q'TY
1	1655100	Bucket Ass'y		



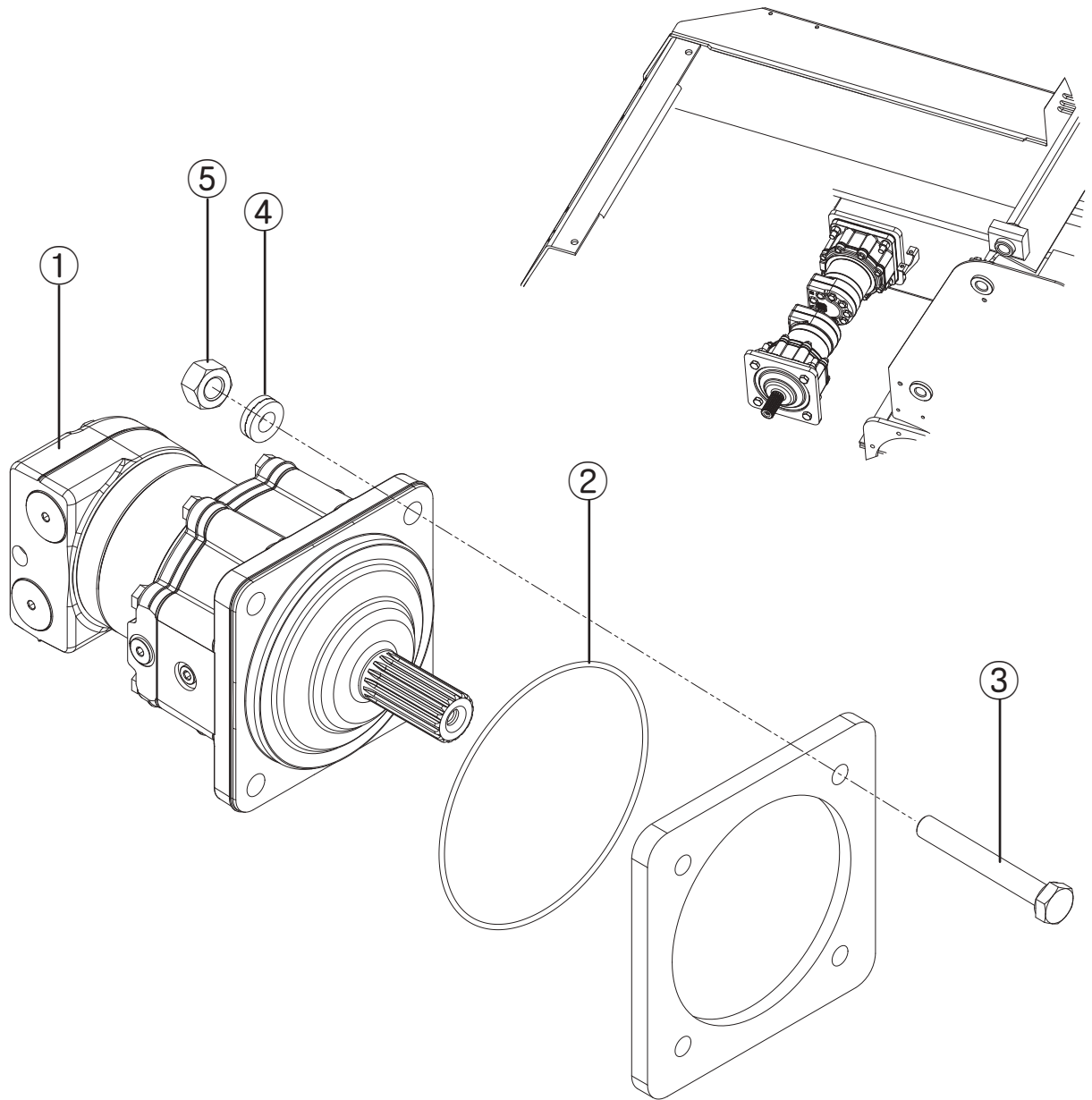
NO	PART NO.	DESCRIPTION	SPECIFICATION	Q'TY
1	1651306	Hood, Welded Assembly		1
2	5007	Trim Seal		1
3	1651808	Insulation		1
4	5015	Clamp	Ø 12, 1PORT	2
5	1653707	Gas Spring	30kg	1
6	1653708	Ball Stud	M8	2
7	922081	Nut, Nylon	M8	1



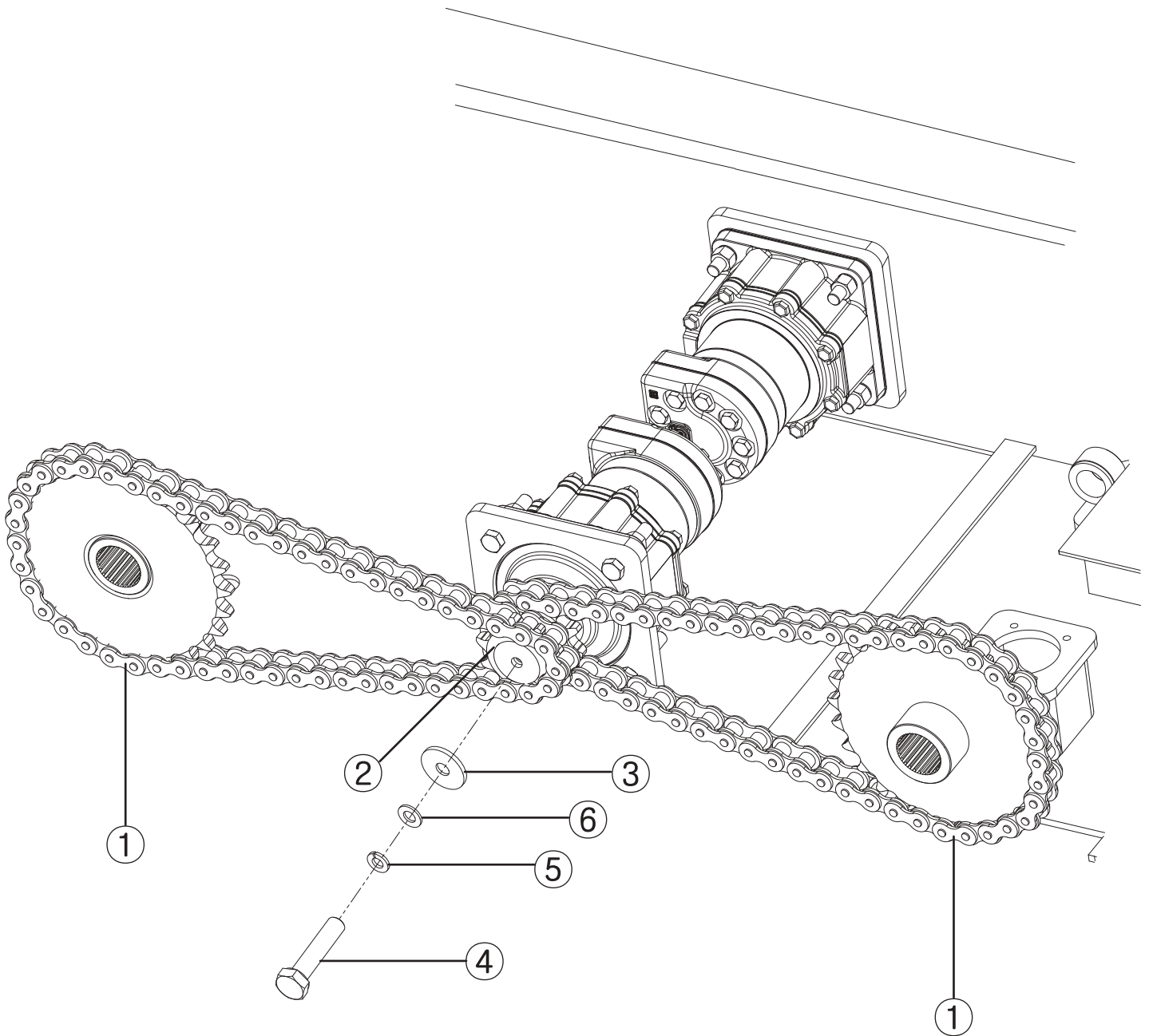
NO	PART NO.	DESCRIPTION	SPECIFICATION	Q'TY
1	1756700	Axle Assembly		1
2	1656002	Saft		1
3	1656003	Sprocket		1
4	1656001	Transmission Housing		1
5	1656004	Spacer		1
6	5035	Bearing	32012	2
7	5038	Seal	Ø 100 × Ø 75 × 13	1
8	5017	O-ring	G300	1
9	1656726	Wheel Stud	UNF-9/16" × 55L	6
10	1656725	Wheel Nut	9/16" TAPER	6
11	5036	Castle Nut	M42 × P1.5	1
12	5037	Cotter Pin	Ø 5	1



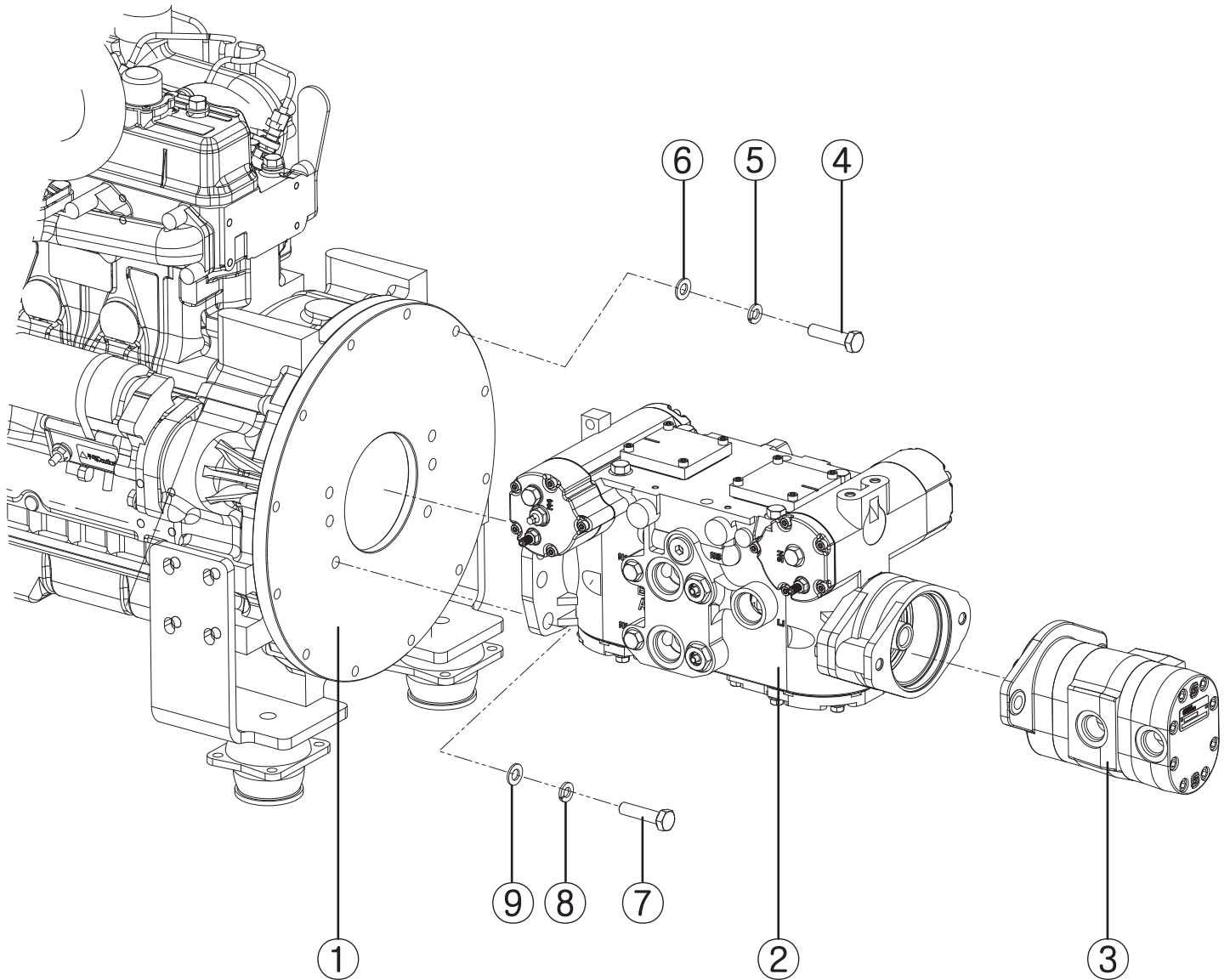
NO	PART NO.	DESCRIPTION	SPECIFICATION	Q'TY
1	911142	Bolt, Hex	M14×P1.5×35L	8
2	940161	Washer, Lock	M14	8
3	930141	Washer, Flat	M14	8



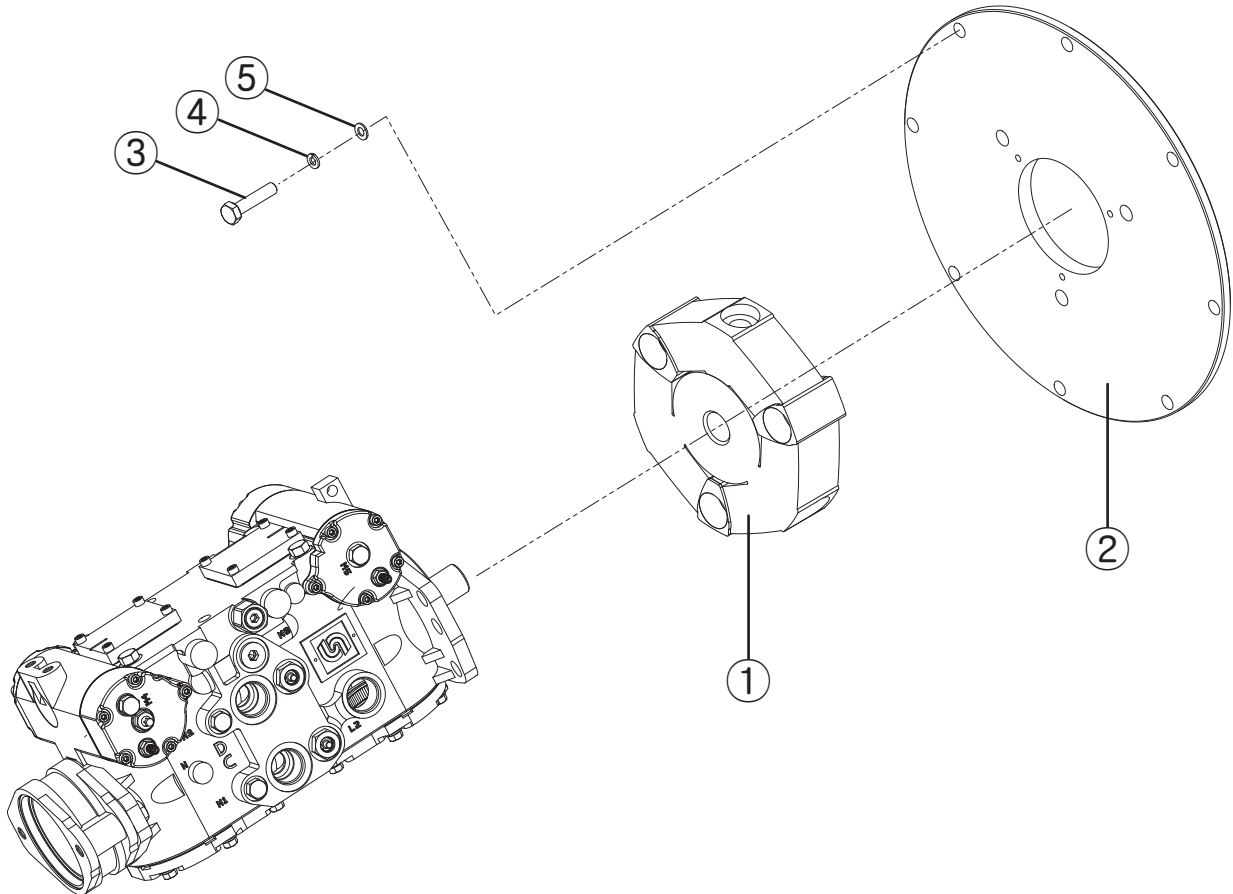
NO	PART NO.	DESCRIPTION	SPECIFICATION	Q'TY
1	1656701	Torque		1
2	5018	O-ring	G185	1
3	911161-S	Bolt, Hex	M16×P1.5×70L	4
4	950161	Nordlock	M16	4
5	921161	Nut, Hex	M16×P1.5	4



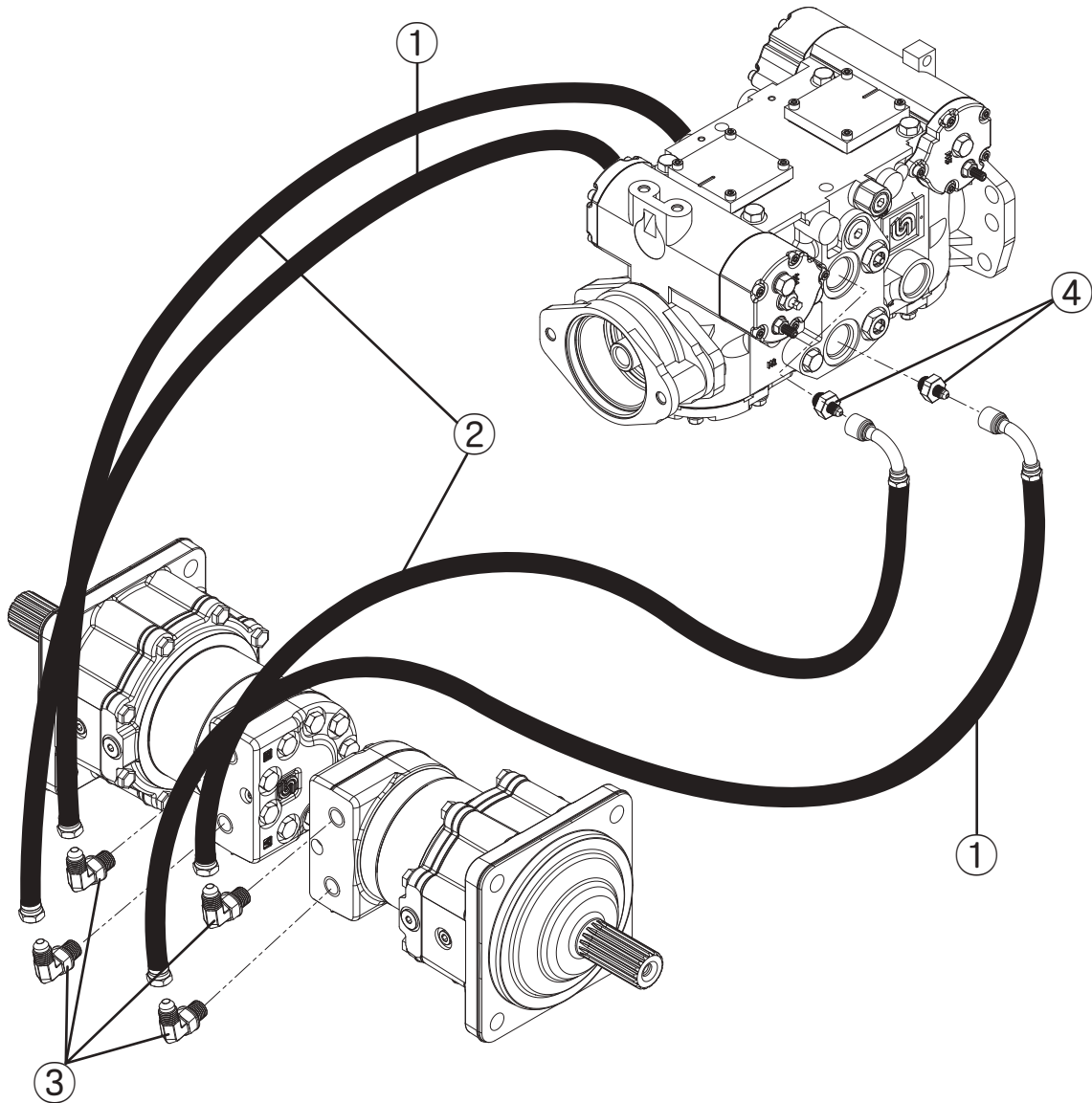
NO	PART NO.	DESCRIPTION	SPECIFICATION	Q'TY
1	1656717	Chain Assembly		2
2	1656606	Double Sprocket		1
3	1651309	End Plate		1
4	911123	Bolt, Hex	M12×P1.75×35L	1
5	940121	Washer, Lock	M12	1
6	930121	Washer, Flat	M12	1



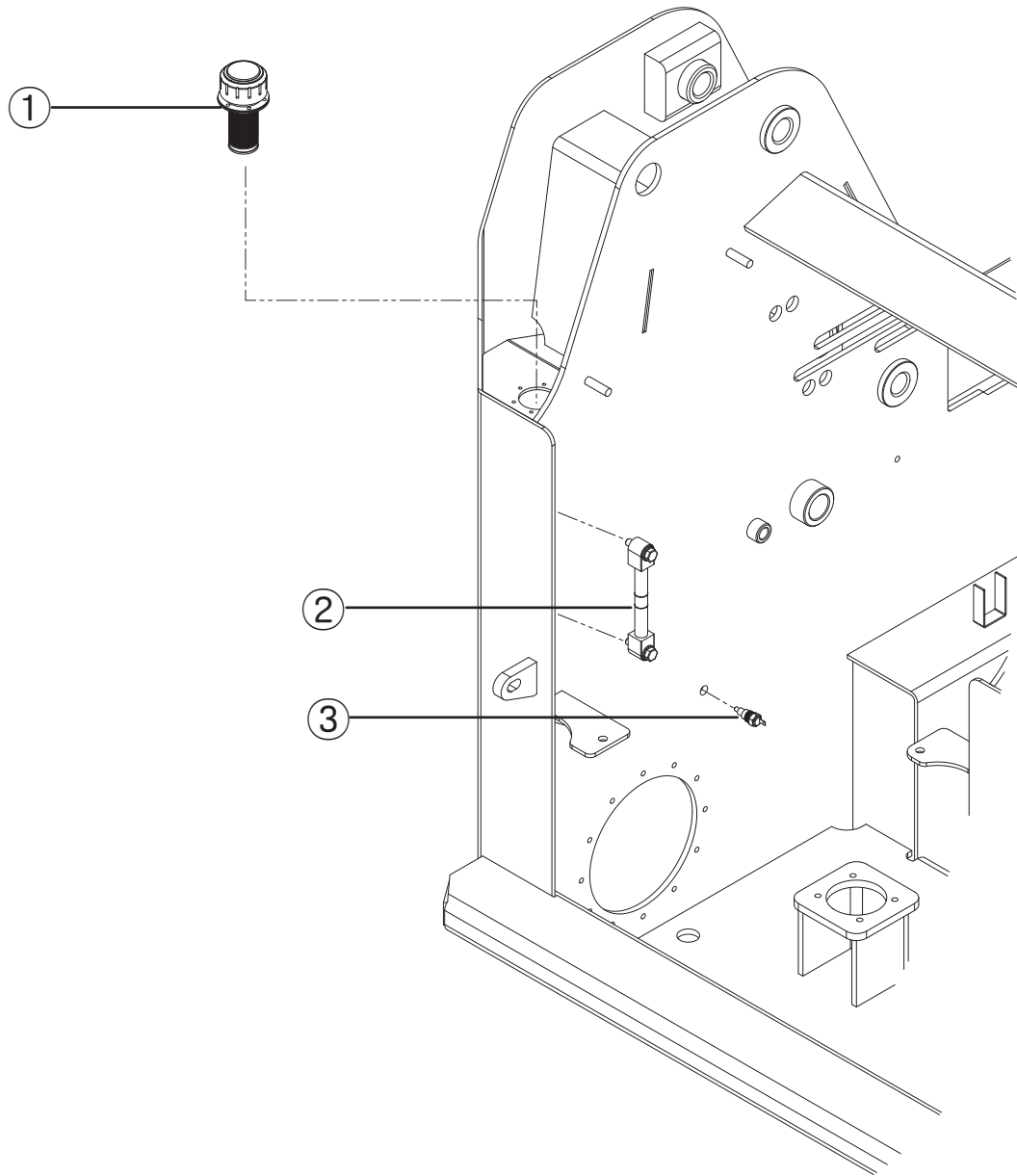
NO	PART NO.	DESCRIPTION	SPECIFICATION	Q'TY
1	1656011	Cover		1
2	1656703	HST		1
3	1656704	Pump		1
4	911106	Bolt, Hex	M10×P1.5×45L	12
5	940101	Washer, Lock	M10	12
6	930101	Washer, Flat	M10	12
7	911141	Bolt, Hex	M14×P1.5×30L	6
8	930141	Washer, Flat	M14	6
9	940141	Washer, Lock	M14	6



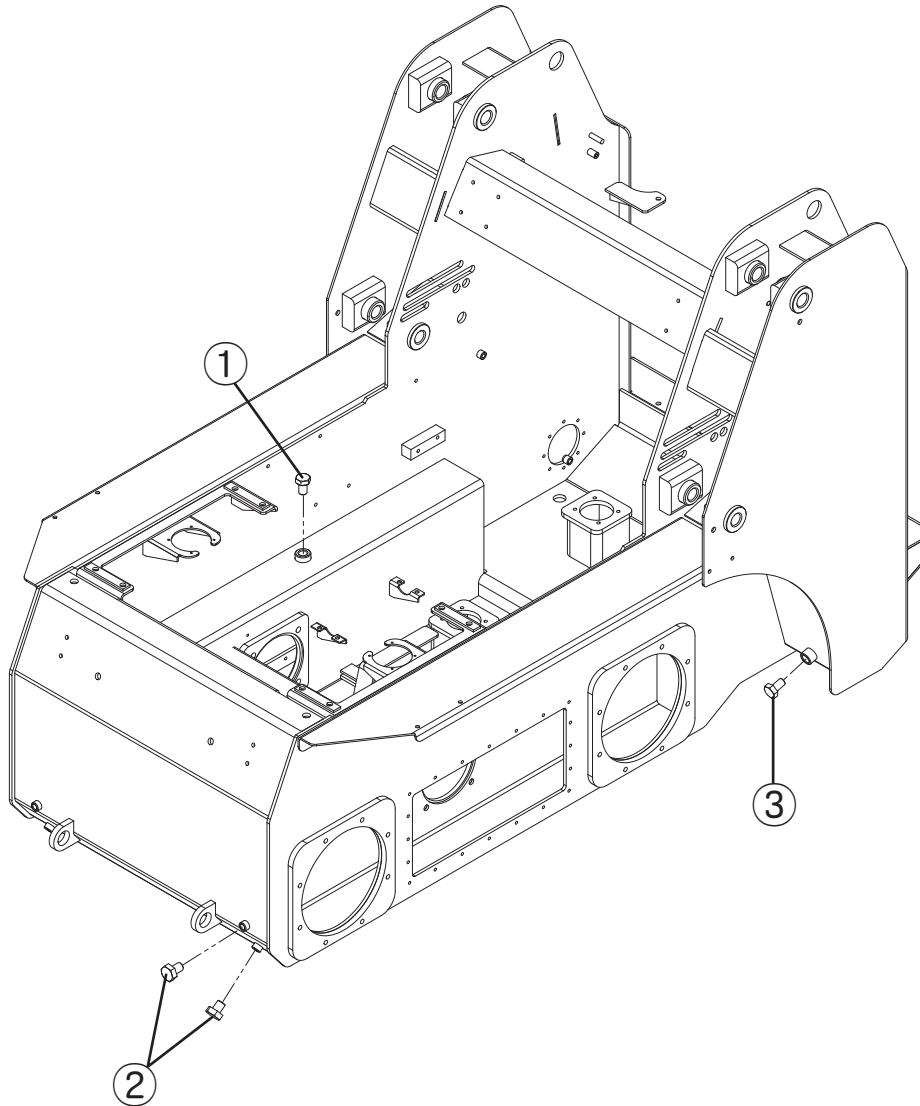
NO	PART NO.	DESCRIPTION	SPECIFICATION	Q'TY
1	1656705	Coupling		1
2	1656012	Cover		1
3	911107	Bolt, Hex	M10×P1.5×30L	8
4	940101	Washer, Lock	M10	8
5	930101	Washer, Flat	M10	8



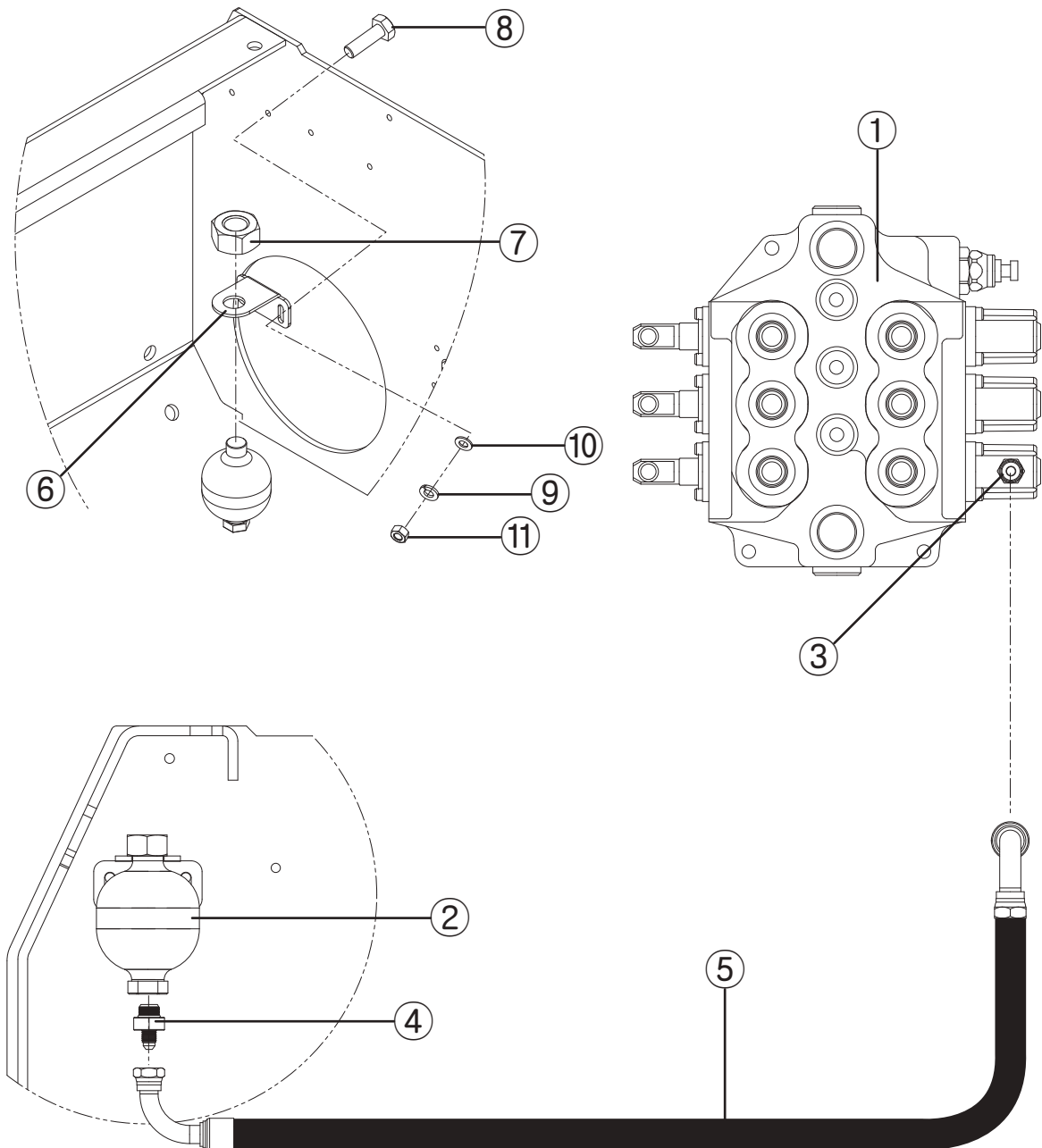
NO	PART NO.	DESCRIPTION	SPECIFICATION	Q'TY
1	6002	Hose Ass'y		2
2	6020	Hose Ass'y		2
3	6505	Fitting		4
4	6504	Fitting		4



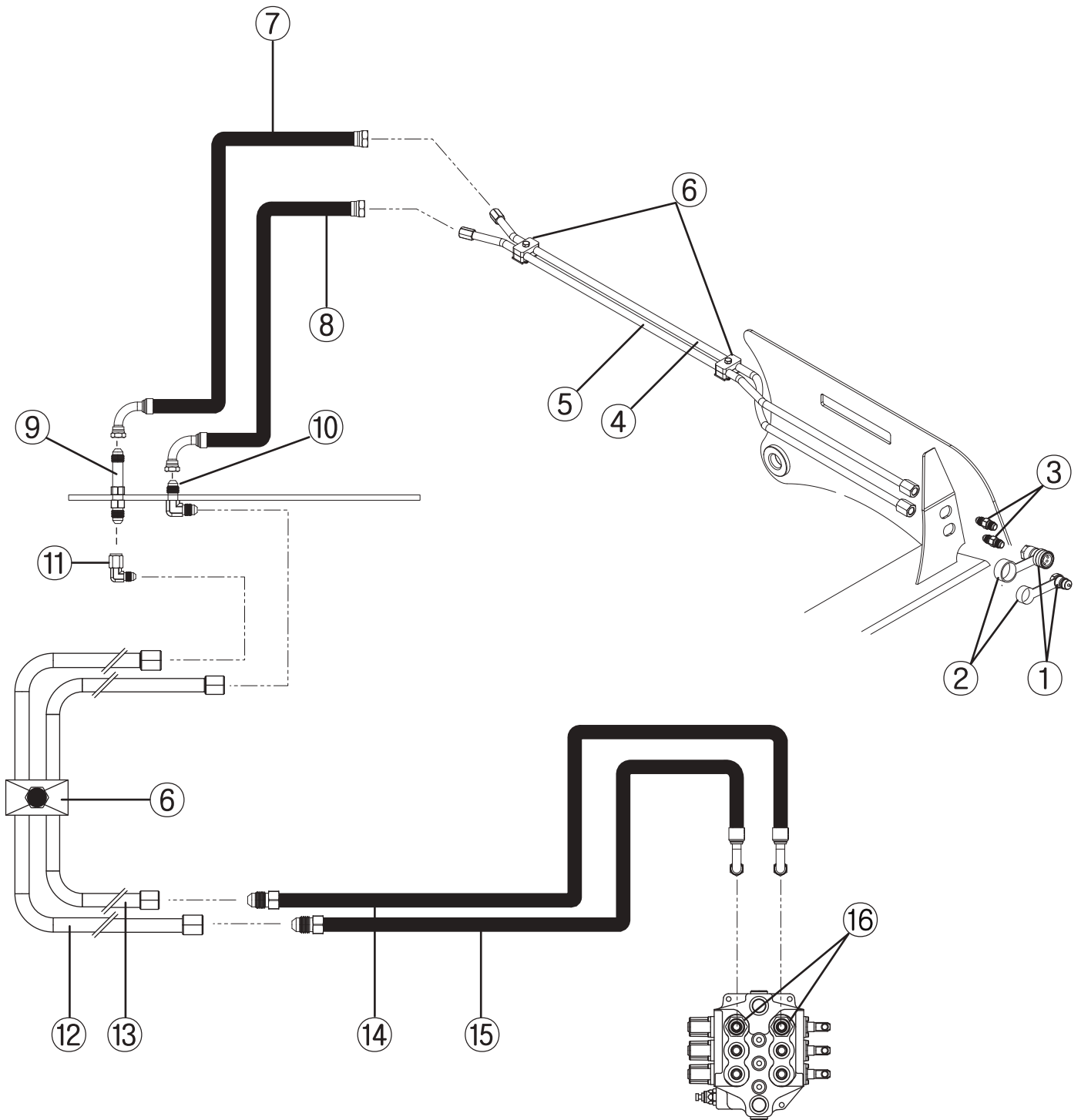
NO	PART NO.	DESCRIPTION	SPECIFICATION	Q'TY
1	1651713	Breather, Oil Filler		1
2	1651706	Level Gauge Ass'y		1
3	1651601	Temperature Sender		1



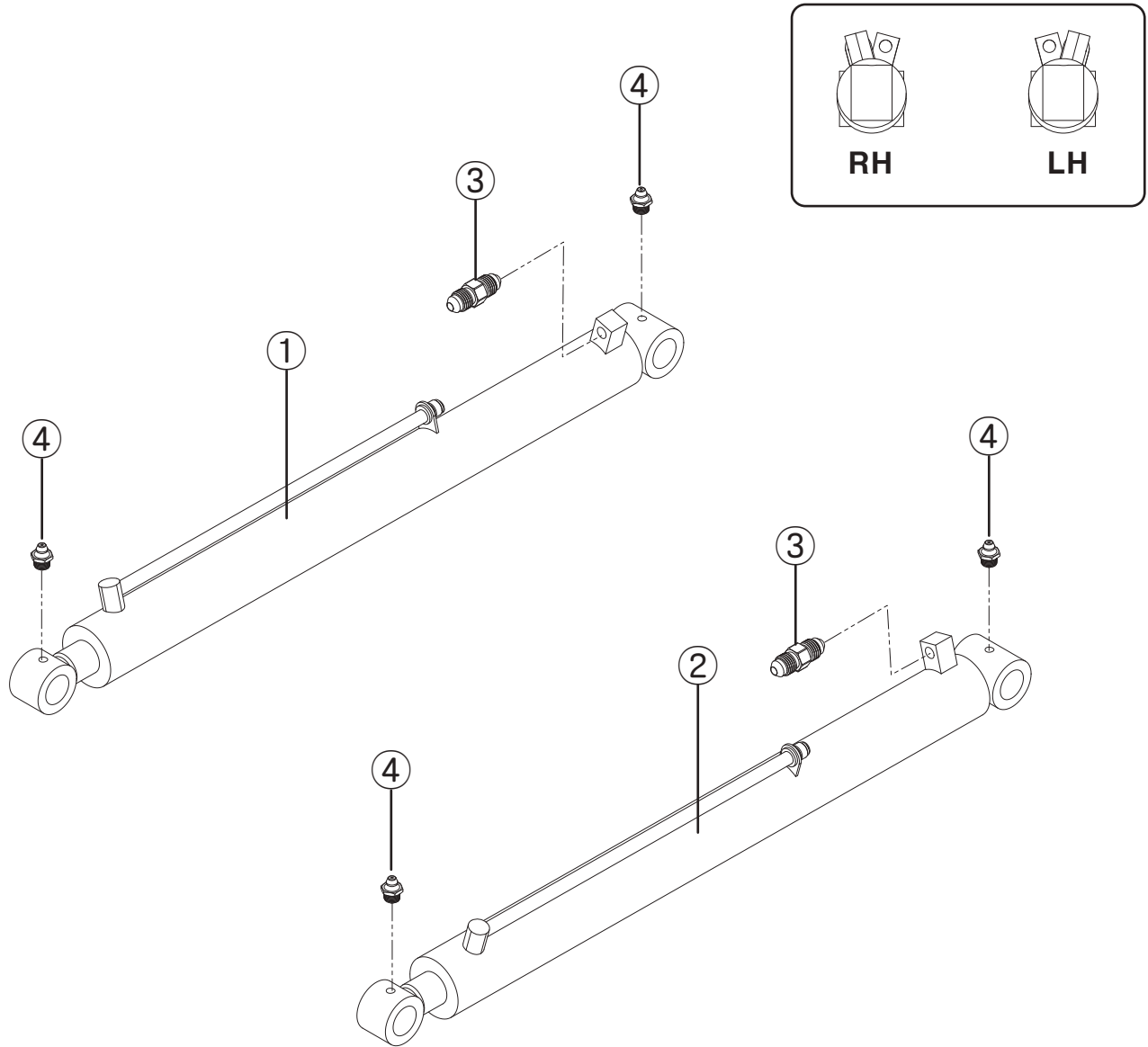
NO	PART NO.	DESCRIPTION	SPECIFICATION	Q'TY
1	6506	Plug, Oil	UNF 1 5/16	2
2	6523	Plug, Oil	UNF 9/16	4
3	6512	Plug, Oil	UNF 1 1/16	2
4				



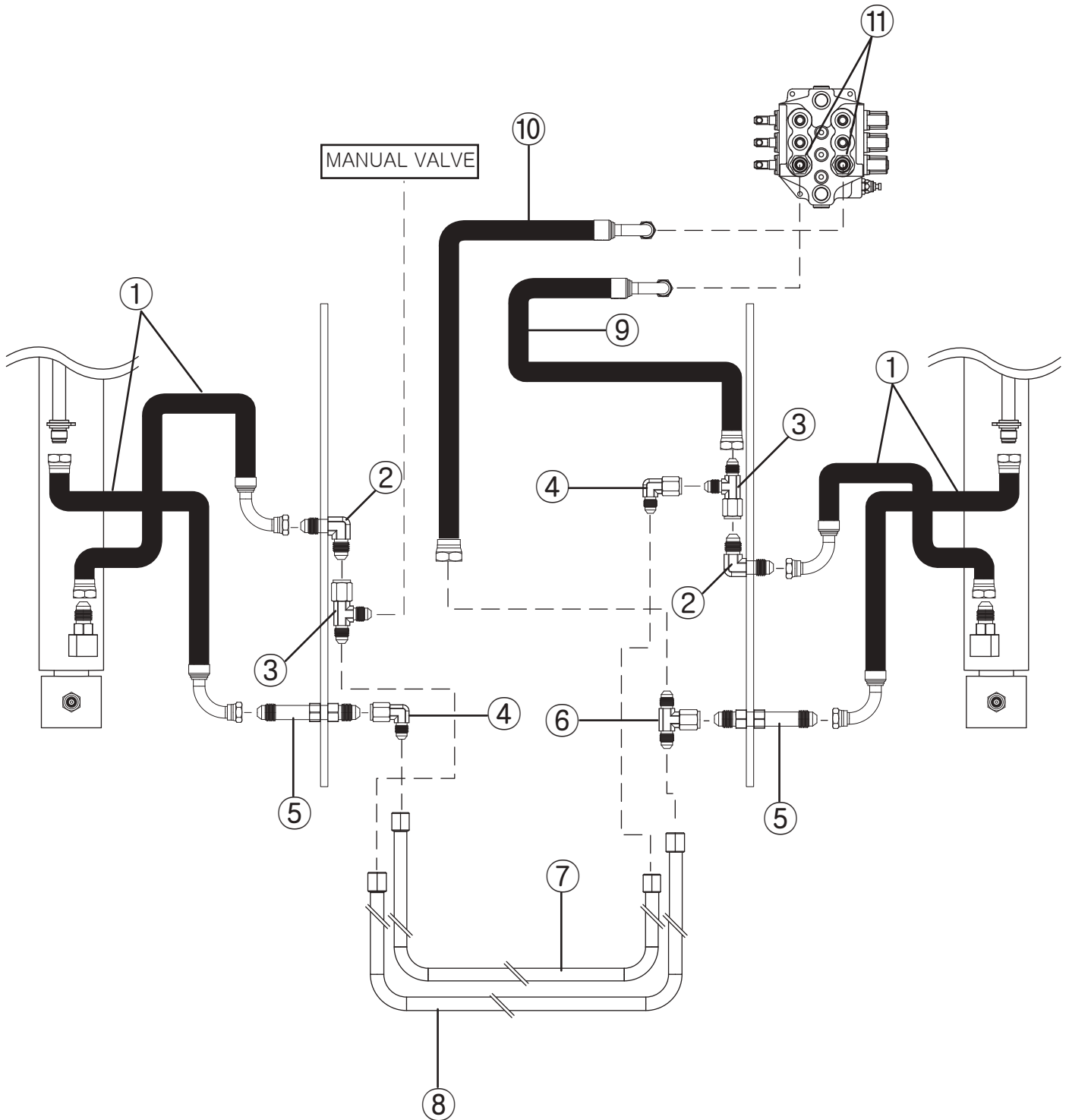
NO	PART NO.	DESCRIPTION	SPECIFICATION	Q'TY
1	1657501	Control Valve		1
2	1657502	Accumulator		1
3	6539	Fitting		1
4	6517	Fitting		1
5	6043	Hose Ass'y		1
6	1651407	Bracket, Accumulator		1
7	1651823	Nut, Accumulator	M28×P1.5	1
8	911083	Bolt, Hex	M8×P1.25×30L	1
9	940081	Washer, Lock	M8	2
10	930081	Washer, Flat	M8	2
11	921081	Nut, Hex	M8×P1.25	2



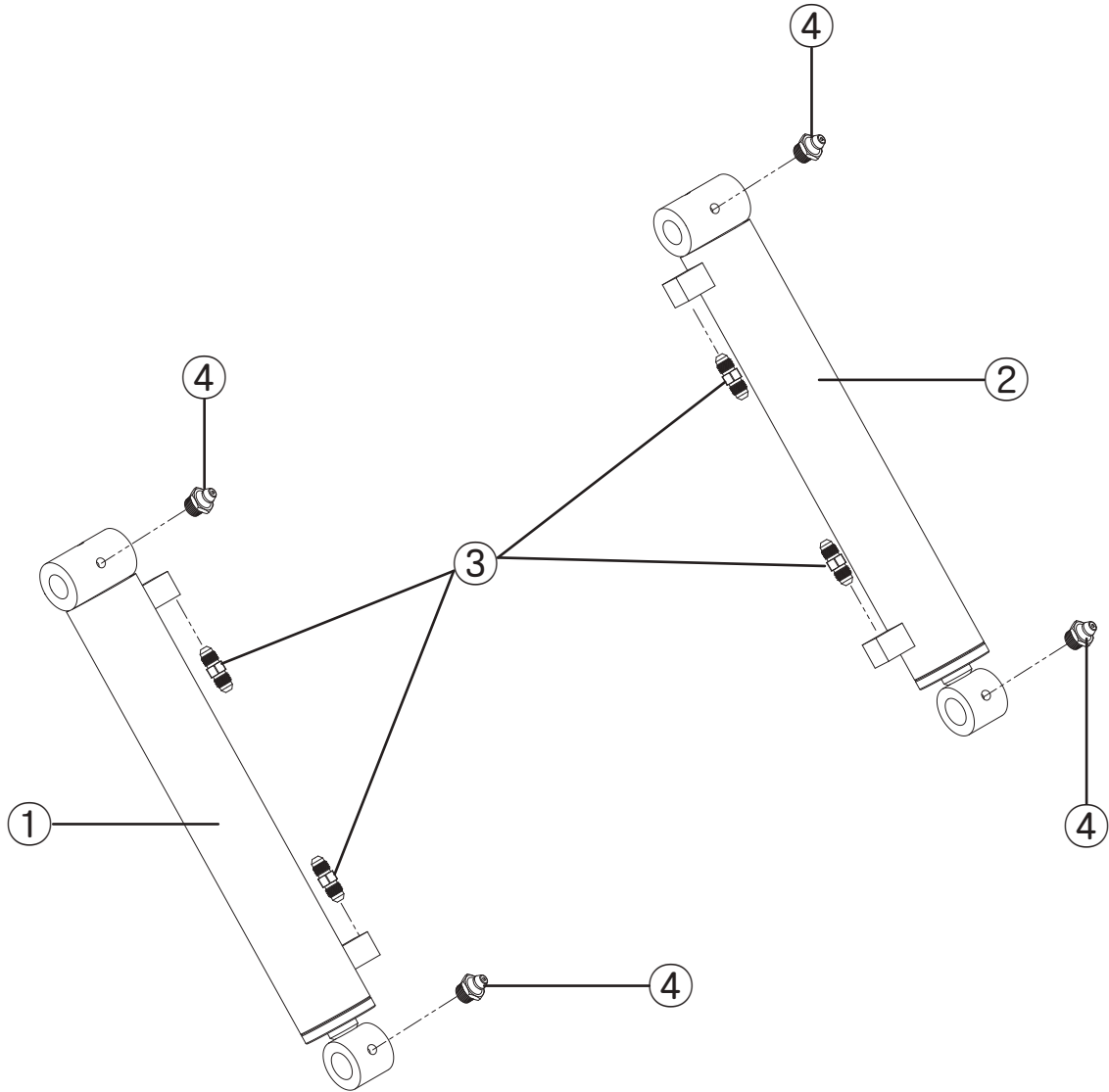
NO	PART NO.	DESCRIPTION	SPECIFICATION	Q'TY
1	6525	Quick-Coupler		1 kit
2	5024	Plug, Dust		1 kit
3	6530	Fitting		1
4	6904	Pipe		1
5	6903	Pipe		1
6	5025	Clamp		3
7	6032	Hose Ass'y		1
8	6033	Hose Ass'y		1
9	6528	Fitting		1
10	6529	Fitting		1
11	6526	Fitting		1
12	6905	Pipe		1
13	6906	Pipe		1
14	6030	Hose Ass'y		1
15	6031	Hose Ass'y		1
16	6526	Fitting		2



NO	PART NO.	DESCRIPTION	SPECIFICATION	Q'TY
1	1651503	Lift Cylinder, RH		1
2	1651504	Lift Cylinder, LH		1
3	6555	Fitting		2
4	5012	Grease Fitting		4



NO	PART NO.	DESCRIPTION	SPECIFICATION	Q'TY
1	6034	Hose Ass'y		4
2	5609	Fitting		2
3	6527	Fitting		2
4	6526	Fitting		2
5	6528	Fitting		2
6	6527	Fitting		1
7	6907	Pipe		1
8	6908	Pipe		1
9	6026	Hose Ass'y		1
10	6027	Hose Ass'y		1
11	6526	Fitting		2



NO	PART NO.	DESCRIPTION	SPECIFICATION	Q'TY
1	1651705	Tilt Cylinder, RH		1
2	1651706	Tilt Cylinder, LH		1
3	6555	Fitting		2
4	5012	Grease Fitting		2

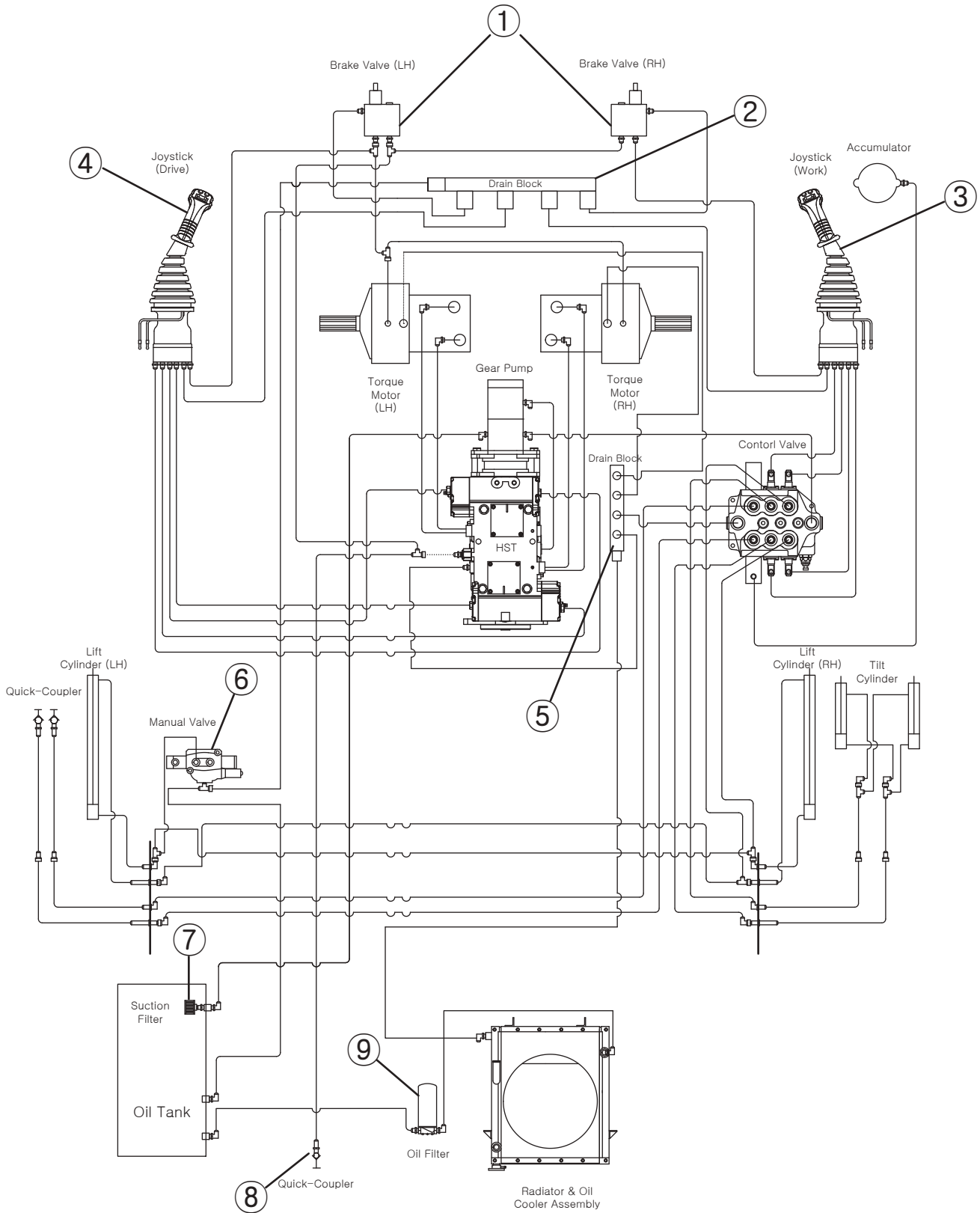
NO	PART NO.	DESCRIPTION	SPECIFICATION	Q'TY
1	6902	Pipe		1
2	6901	Pipe		1
3	6033	Hose Ass'y		1
4	6032	Hose Ass'y		1
5	6529	Fitting		1
6	6528	Fitting		1
7	6526	Fitting		1
8	6028	Hose Ass'y		1
9	6029	Hose Ass'y		1
10	6533	Fitting		2
11	6526	Fitting		2
12	6035	Hose Ass'y		2
13	6036	Hose Ass'y		2
14	6526	Fitting		2
15	5025	Clamp		3



HYDRAULIC SYSTEM

DL165 SKID STEER LOADER B SERIES

Hydraulic Circuit



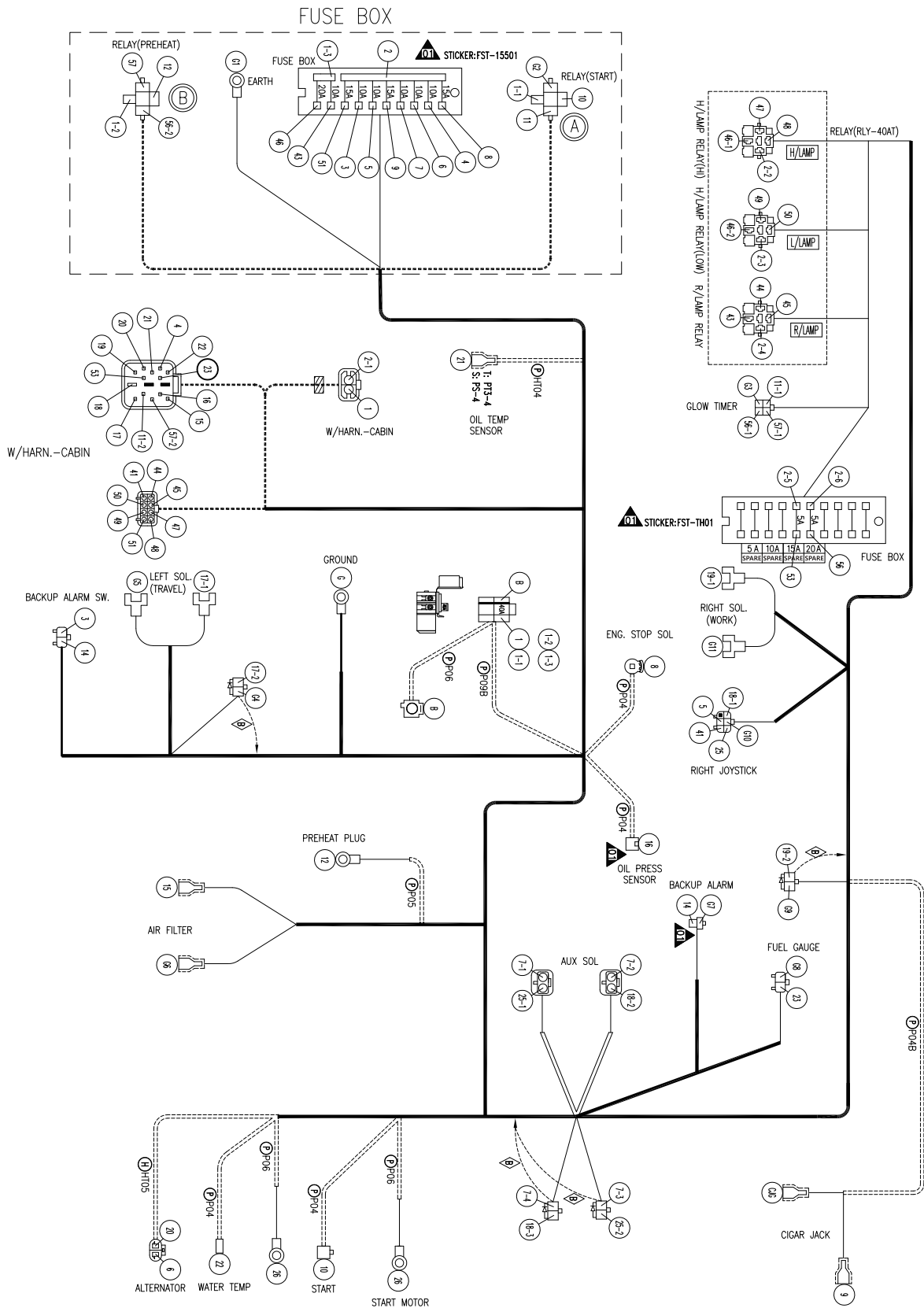
NO	PART NO.	DESCRIPTION	SPECIFICATION	Q'TY
1	1657508	Brake Vale		2
2	1755700	Drain Block		1
3	1657510	Joy Stick Ass'y, RH		1
4	1657509	Joy Stick Ass'y, LH		1
5	1755600	Drain Block		1
6	1657507	Manual Valve		1
7	1651718	Suction Filter		1
8	6520	Quick- Coupler		1
9	1651708	Oil Filter		1



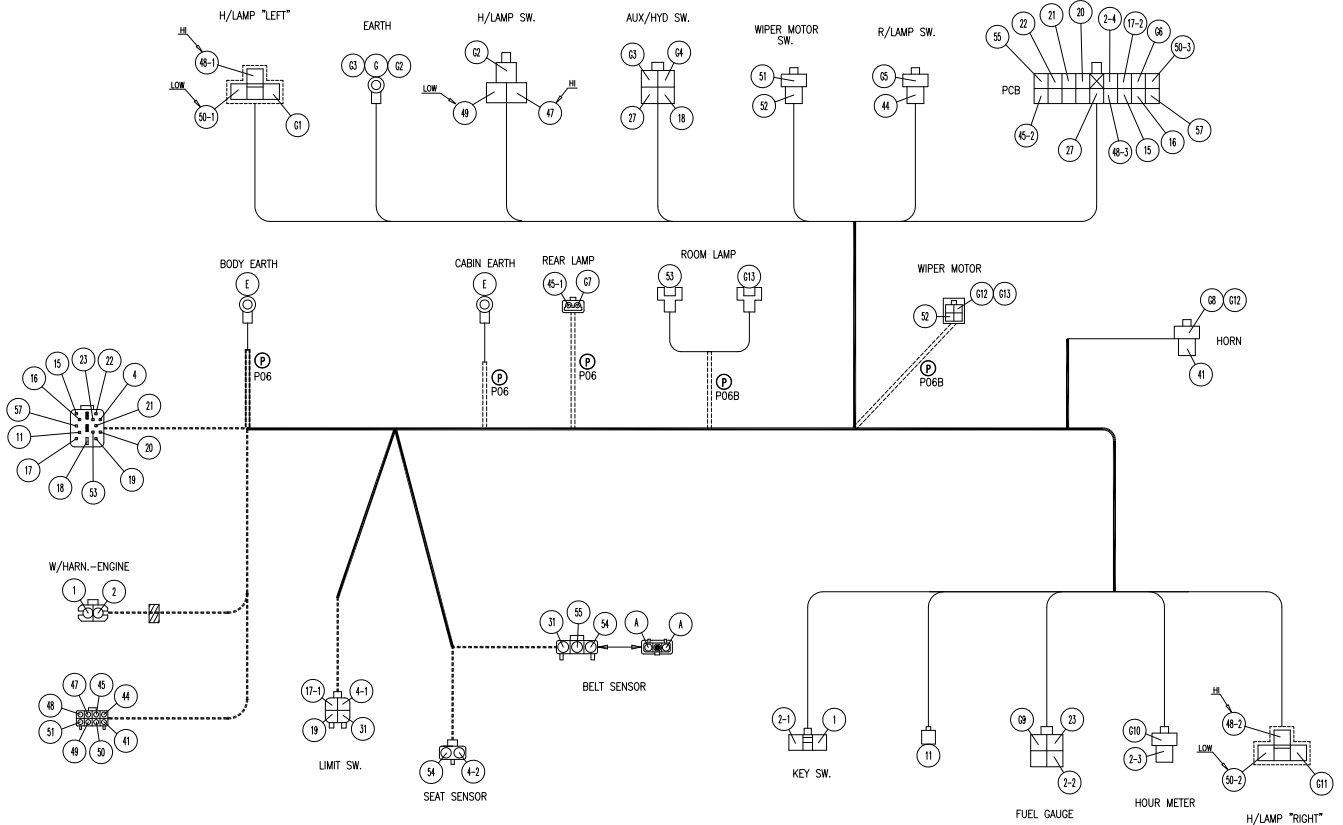
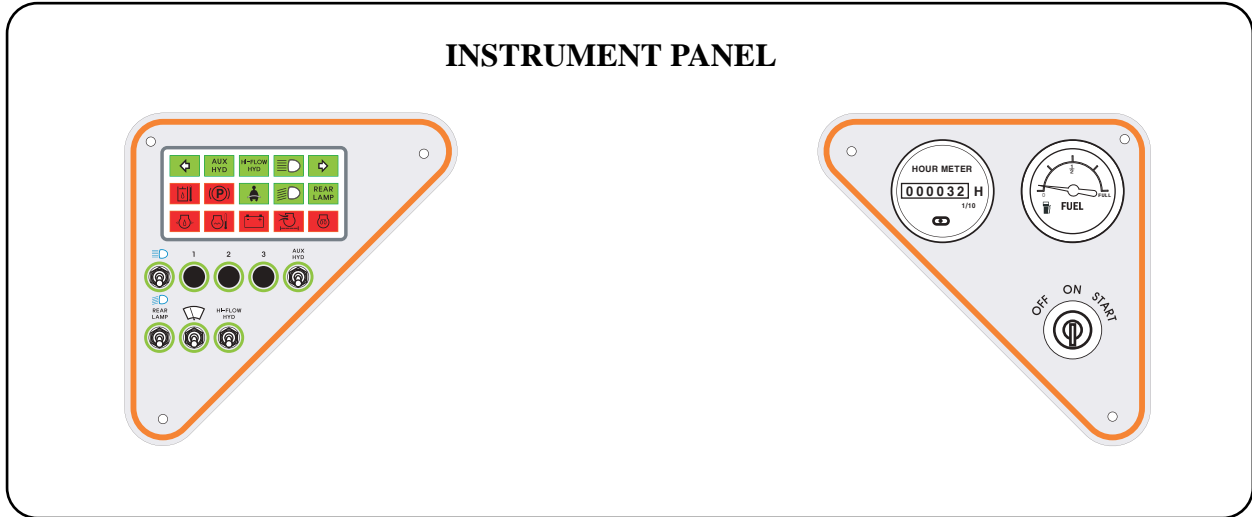
ELECTRICAL SYSTEM

DL165 SKID STEER LOADER B SERIES

Electrical Wiring, Engine



NO	PART NO.	DESCRIPTION	SPECIFICATION	Q'TY
1	1651601	Wiring Harness	ENGINE	1
2	1651602	Harness	BATTERY (+)	1
3	1651603	Harness	BATTERY (-)	1
4	1651604	Harness	GROUND	1
5	1651605	Battery	DF80L	1
6	1651607	Limit Switch, Back Up Alarm		1
7	1651609	Lighter-Cigar Ass'y		1
8	1651610	Socket-12V		1
9	1651611	Fuse 5A		
10	1651612	Fuse 10A		
11	1651613	Fuse 15A		
12	1651614	Fuse 20A		
13	1651615	Slow Blow Fuse 40A		1
14	1651616	Start Relay		1
15	1651617	Pre-Heater Relay		1
16	1651618	Relay, Front-Light High		1
17	1651619	Relay, Front-Light Low		1
18	1651620	Relay, Rear-Light		1
19	1651621	Harness	Back Up Alarm	1
20	1651622	Sensor, Water Temperature	2/1" 110° ON	1
21	1651623	Switch, Oil Pressure	90°	1



NO	PART NO.	DESCRIPTION	SPECIFICATION	Q'TY
1	1653607	Dash Panel Ass'y, LH		1
2	1653608	Dash Panel Ass'y, RH		1
3	1653609	1P, Toggle Switch	Panel (LH)	1
4	1653610	2P, Toggle Switch	Panel (LH)	4
5	1653611	Hour Meter	Panel (RH)	1
6	1653612	Fuel Gauge	Panel (RH)	1
7	1653613	Ignition Ass'y	Panel (RH)	1
8	1653614	Ignition Key		1
9	1653615	Wiring Harness	Cabin	1
10	1653616	Harness	Seat Sensor	1
11	1653617	Harness	Ignition	1

