


Albion

NEW

Chieftain



achieves new **HIGH** in performance and control

L-683a

**AUTOLIT**



Automobile - Truck - Motorcycle 1900 to Present  
ORIGINAL Sales Brochures, Manuals, Books, Posters,  
Catalogs, and MUCH More. World's largest selection!

*designed to*



**Robust  
long-life  
Chassis!**

Simple in design, amazingly strong yet reasonable in weight, the new 'Chalfain' is a magnificent example of modern engineering practice. Designed for real accessibility, it is a chassis which will give trouble-free running with maximum economy in operation and in maintenance.

TABLE OF WEIGHTS AND LOADINGS

| Model          | Wheelbase                  | Tyre Equipment      | Chassis and Cab Weight (Reg. Cool) |
|----------------|----------------------------|---------------------|------------------------------------|
| CH.3N Haulage  | 10 ft. 3 in.<br>(3.124 m.) | 8.25 — 20<br>12-ply | 61½ cwt.<br>(3,124 Kg.)            |
| CH.3L Haulage  | 12 ft. 0 in.<br>(3.658 m.) | 8.25 — 20<br>12-ply | 61 cwt.<br>(3,099 Kg.)             |
| CH.3XL Haulage | 13 ft. 6 in.<br>(4.12 m.)  | 8.25 — 20<br>12-ply | 62½ cwt.<br>(3,162 Kg.)            |
| CH.3T Tipper   | 8 ft. 6 in.<br>(2.591 m.)  | 8.25 — 20<br>12-ply | 61½ cwt.<br>(3,131 Kg.)            |

**AUTOLIT**




Automobile - Truck - Motorcycle 1900 to Present  
ORIGINAL Sales Brochures, Manuals, Books, Posters,  
Catalogs, and MUCH More. World's largest selection!

**Albion**

# BIG 4 CYL. DIESEL DERATED FOR LONG LIFE

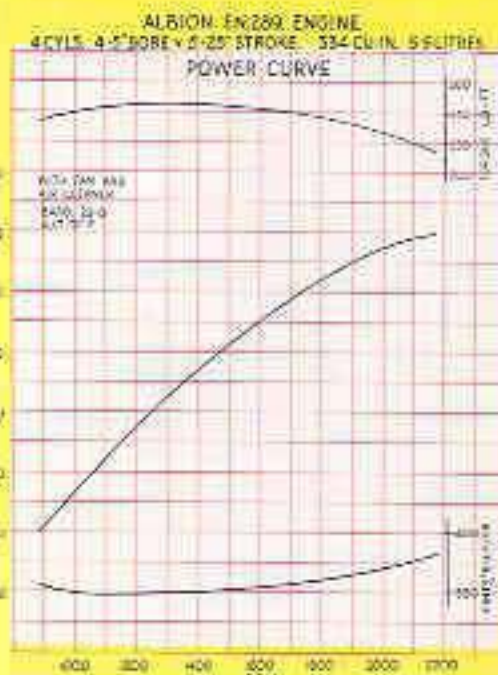
## THE KEY TO ECONOMY

Unique Albion design features are responsible for the remarkably constant torque and extraordinary low fuel consumption obtainable throughout the entire speed range.




## 90 B.H.P. 250 lb. ft. TORQUE

This Albion 5.5 litre direct-injection diesel is a tough, compact 4-cylinder unit with a tremendous power punch for its size. Tens of thousands of these engines have covered millions of miles under exacting service conditions throughout the world and earned the reputation of being the finest diesel power unit for medium capacity road transport.



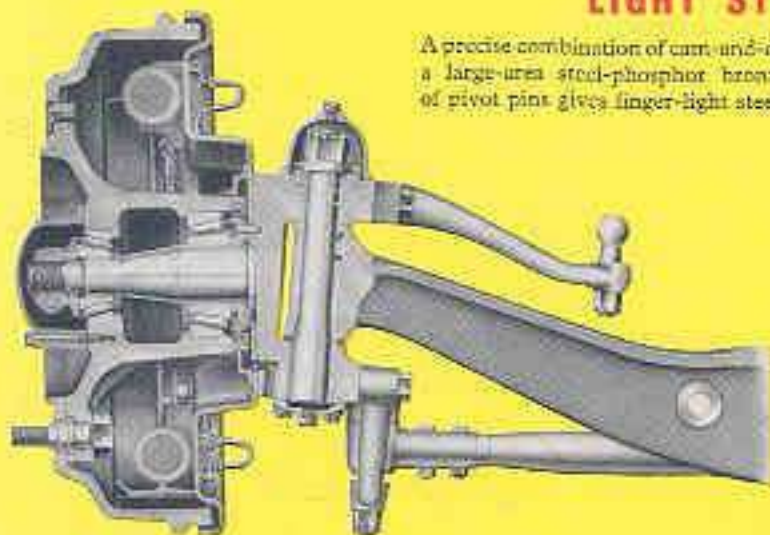
## RUGGED CRANKSHAFT

The heart of an oil engine is the crankshaft, and the Albion 5.5 litre engine is 'big-beared' in every sense of the word. A short massive and really rigid well-balanced shaft, it ensures long bearing life.



## LIGHT STEERING


A precise combination of cam and double-roller steering with a large-area steel-phosphor bronze thrust bearing at top of pivot pins gives finger-light steering.



## EASY RIDING

The springing is designed to give the most comfortable riding possible under all conditions.

Direct-acting hydraulic telescopic dampers are fitted to the front axle and control the suspension efficiently on bump and rebound.


**AUTOLIT**


Automobile - Truck - Motorcycle 1900 to Present  
ORIGINAL Sales Brochures, Manuals, Books, Posters,  
Catalogs, and MUCH More. World's largest selection!

Albion


# PRESSED-STEEL EASY ACCESS LUXURY CAB

## DESIGNED for COMFORT, SAFETY and DURABILITY

The cab is of entirely new and modern design with every feature essential to the vehicle of to-day. Particular emphasis has been placed on ease of entrance, visibility and driver comfort.

It is a pressed-steel welded assembly based on a rigid sub-frame of deep box-section pressings, combining strength and durability with pleasing lines and styling.

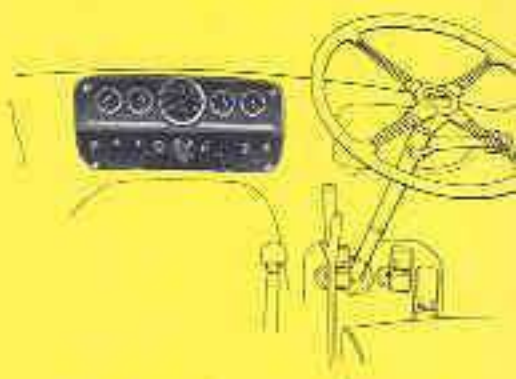
The instruments are grouped in a detachable panel with concealed illumination, mounted centrally in a fascia panel, and adjacent to the driver. Provision is made for the installation of a fresh air heater with de-mister, radio, windscreen washers and flashing indicators.



19"

Easy access to the cab is a great feature; one step from the kerb and you're in. The comfortable driver's seat is adjustable vertically and longitudinally.

6



The cab is three-point rubber mounted, the front mounting consisting of two fixings close together, acting as a single mounting. The two rear mountings are set widely apart at rear of cab.




**AUTOLIT**



Automobile - Truck - Motorcycle 1900 to Present  
ORIGINAL Sales Brochures, Manuals, Books, Posters,  
Catalogs, and MUCH More. World's largest selection!

# PANORAMIC VISION



- ★ Full curved windscreen with twin wipers, swivelling quarter lights and full drop winding windows, supplemented by a central rear window with curved quarter lights on each side, ensure perfect all-round visibility.
- ★ The radiator grille panel is detachable and when radiator is removed, the engine can be easily withdrawn through the aperture.
- ★ All the underside surfaces of cab and front wings are treated with weather-sealing.

## A TRIUMPH FROM EVERY ANGLE



The sturdy compact tipping chassis has the spare wheel ingeniously mounted between the axles.



7

**AUTOLIT**



Automobile - Truck - Motorcycle 1900 to Present  
ORIGINAL Sales Brochures, Manuals, Books, Posters,  
Catalogs, and MUCH More. World's largest selection!