



940

MUSTANG SKID STEER LOADER

PARTS MANUAL

Prior to serial #5476803

PART #000-34884

Revised January 1994

Revised September 2008

MUSTANG[®]
Mustang Manufacturing Company, Inc.
A GEHL Company

USE ONLY GENUINE *MUSTANG* REPAIR PARTS

If service and repairs are needed, see your *MUSTANG* dealer and always insist on GENUINE *MUSTANG* Parts, in order to receive the highest in quality and service. When ordering parts from your *MUSTANG* dealer or writing for further information, please include the following:

OWNER'S NAME _____

ADDRESS _____

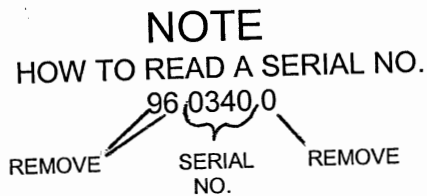
DEALER _____

ADDRESS _____

MODEL NUMBER _____

MACHINE SERIAL NUMBER _____

ENGINE SERIAL NUMBER _____



MUSTANG MANUFACTURING COMPANY, INC., reserves the right to make changes or add improvements to its products at any time without any obligation to make such changes to products manufactured previously. MUSTANG MANUFACTURING COMPANY, INC., or its dealers, accept no responsibility for variations which may be evident in actual products and the specifications, pictures and descriptions contained in this publication.

Printed in U.S.A.

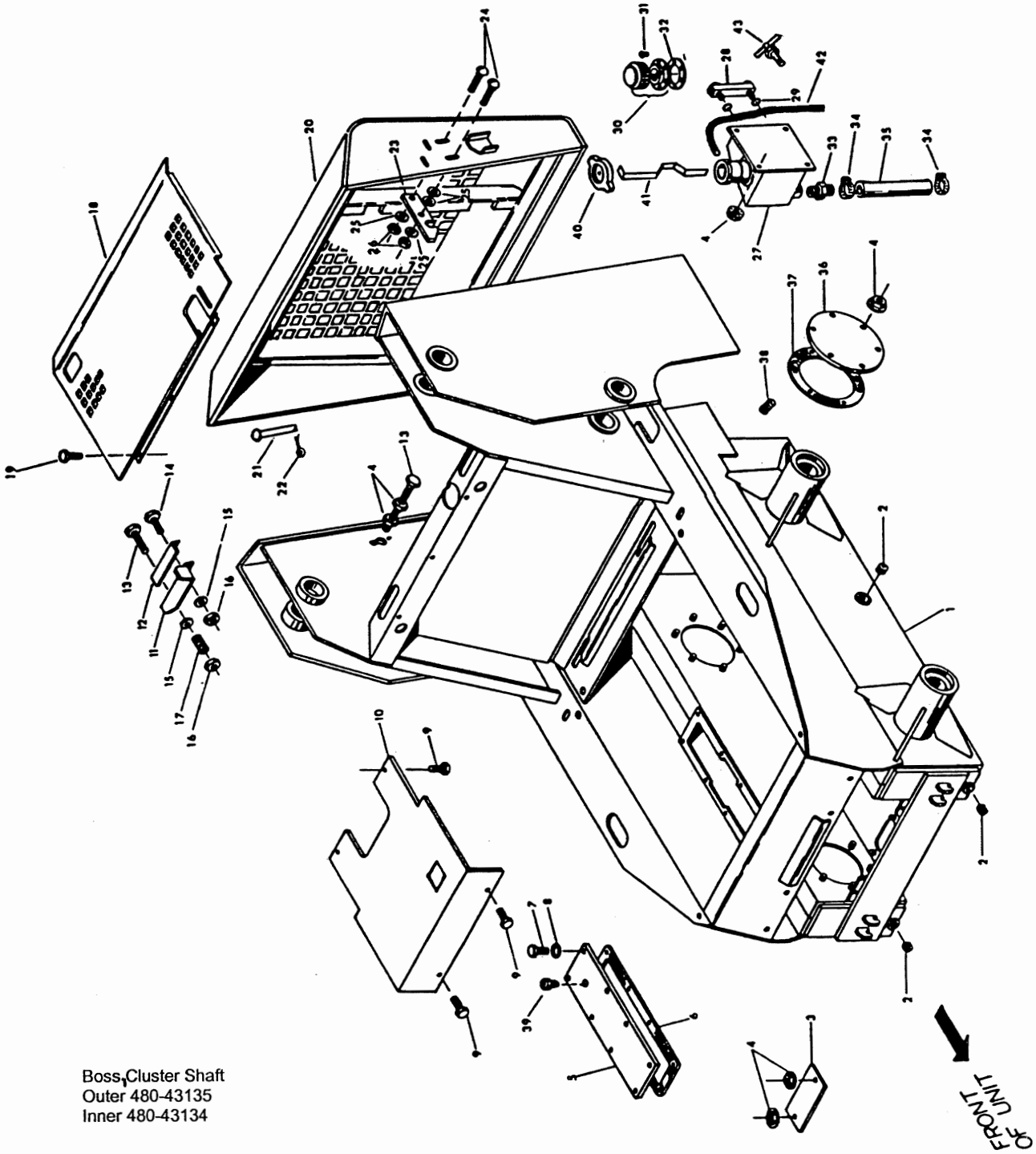
TABLE OF CONTENTS

DESCRIPTION	PAGE
Frame and Lift Arm Components	
Main Frame	4
Rear & Top Door	8
Lift Arm & Fast-A-Tach	10
R.O.P.S. — F.O.P.S.	12
Seat & Seatbelt Lockout	14
Drive system	
Axle Drive	16
Brakes	18
Steering Controls	22
T-Stick	24
Neutral Centering Device	26
Double Gear Pump	27
Hydrostatic Unit	28
Hydraulic Motors	30
Hydrostatic Plumbing	32
Charge, Cooler & Return Plumbing	38
Lift Arm Hydraulic System	
Hydraulic Controls	42
Auxiliary Circuit Plumbing	46
Tilt Circuit Plumbing	50
Lift Circuit Plumbing	54
Hydraulic Valve	58
Control Valve Assembly	60
Main Relief Assembly	61
Valve Section Lift	62
Valve Section Tilt	63
Valve Section Auxiliary	64
Self Leveling Valve	65
Self Level Valve Plumbing	66
Lift Cylinder	68
Tilt Cylinder	69
Electrical System	
Instrument Panel	70
Wiring Diagram	72
Engine Component Parts	
Fuel System	73
Engine Mount & Oil Cooler	74
Muffler, Air Cleaner & Sound Barrier	76
Engine & Engine Controls	78
Engine (Yanmar)	
Cylinder Block	80
Gear Housing	82
Flywheel Housing	84
Lub. Oil Sump	85
Bonnet (Valve Cover)	86
Cylinder Head	88
Manifold	90
Camshaft & Idle Gear	91
Crankshaft & Flywheel	92
Piston & Connecting Rod	94
Lub. Oil System	96
Cooling Water System	98
Thermostat	99
Cooling Water Line	100

TABLE OF CONTENTS *(continued)*

DESCRIPTION	PAGE
Engine (continued)	
Fuel Injection Pump.....	102
Fuel Injection Line.....	104
Fuel Line.....	106
Governor.....	108
Starting Motor (Component Parts).....	110
Generator (Component Parts).....	112
Gasket Set.....	114
Decals	
Safety, Operational and Styling Decals.....	116
Attachments	
Tires.....	118
Flasher Lights.....	119
Buckets.....	120
Pallet Fork.....	122
Utility Fork & Grapple.....	124
Cylinder For Utility Fork Grapple.....	126
Cylinder For Grapple Bucket.....	127
Grapple Bucket.....	128
Grapple Bucket with Cylinder Guards.....	129A
Adapter Plate.....	129C
3-Point Hitch Adapter.....	130
Scarifier.....	131
Rear Hitch.....	132
Single Point Lift.....	133
Cab Door and Side Windows.....	134
Windshield Wiper Motor and Washer.....	136
Cab Heater.....	138
Axle Seal Protector.....	140
Dome Light.....	141
Rear View Mirror.....	142
Rear Door Prop Rod.....	142
Horn.....	142
Beacon Light.....	144
Air Pre-cleaner.....	145
Reverse Alarm T-Bar.....	146
Reverse Alarm Twin Lever.....	148
Noise Reduction Kit.....	150
Numerical Parts Listing.....	153

MAIN FRAME (PRIOR TO SERIAL #9405758)



Boss, Cluster Shaft
Outer 480-43135
Inner 480-43134

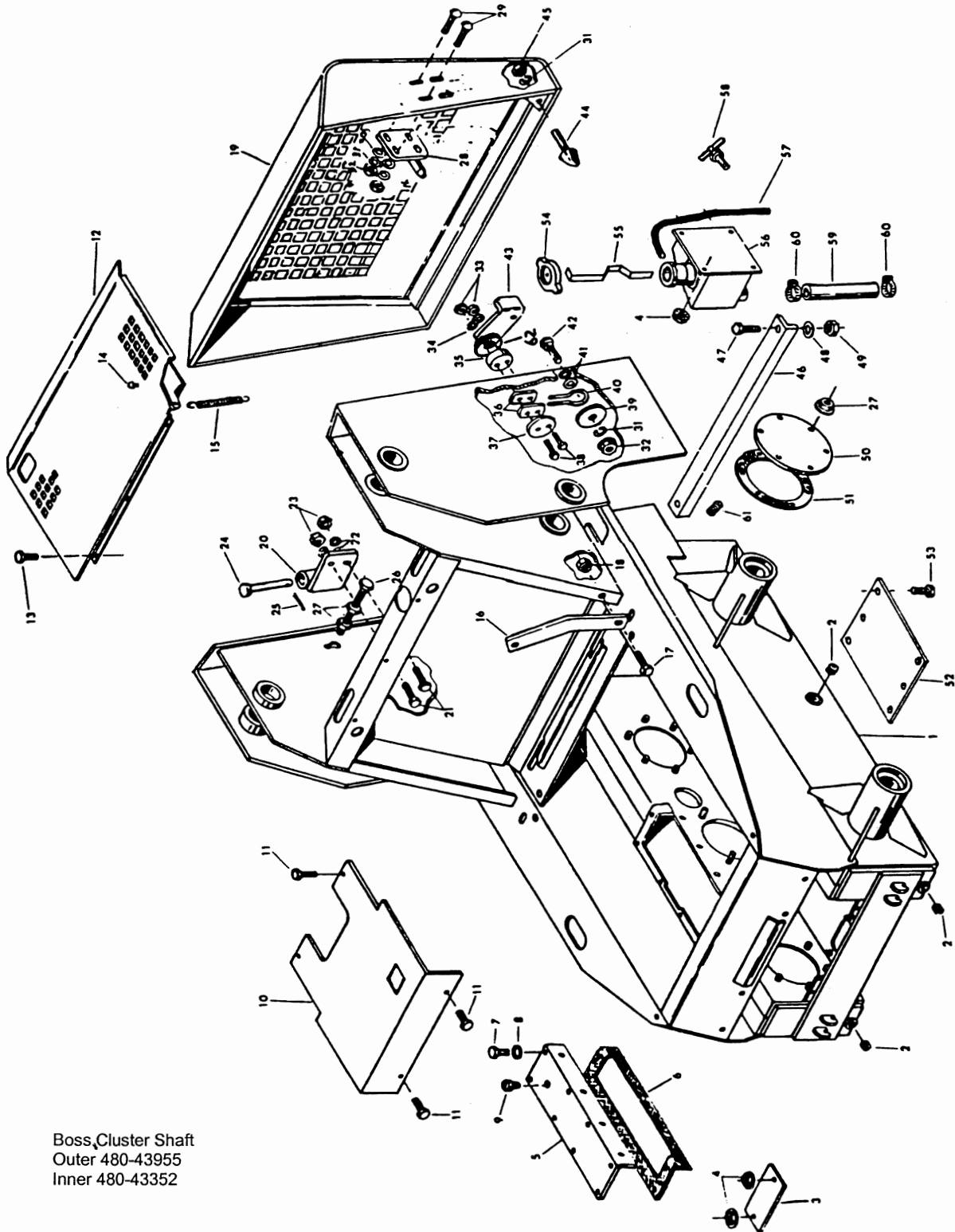
MAIN FRAME (PRIOR TO SERIAL #9405758)

REF	QTY	PART NO.	DESCRIPTION	START SERIAL NO.	PRIOR TO SERIAL NO
1	1	120-32835	Main Frame Weldment		
2	4	230-32501	Plug ¾ NPT		
3	1	330-33445	Cover, Floorboard, Cleanout		
4	34	210-19434	Nut Hex Whizlock 3/8 - 16 NC		
5	2	330-33440	Cover, Chain Case		
6	2	130-32196	Gasket, Chain Case		
7	16	310-18909	Screw, Cap 5/16 - 18 NC x 1		
8	16	400-18912	Washer Lock 5/16		
9	4	310-19475	Screw Cap Whizlock 3/8 - 16 NC x ¾		
10	1	330-33444	Floor Plate	8403255	8403244
		330-33460	Floor Plate		
11	1	330-33331	Door, Fuel Access		
12	1	160-32693	Plate, Friction		
13	3	310-11778	Screw, Cap 3/8 - 16 NC x 2		
14	1	310-19536	Screw, Cap 3/8 - 16 NC x 1		
15	2	400-18916	Washer, Flat 3/8		
16	2	210-11247	Nut, Hex Centerlock 3/8 - 16 NC		
17	1	380-19508	Spring, Compression		
18	1	330-33362	Top Door Weldment		
19	3	310-32485	Screw, Cap, Self Tapping 5/16 - 18 NC x ¾		
20	1	330-33449	Rear Door Weldment		
21	2	220-32536	Pin, Clevis ½ Diameter x 4½		
22	2	220-20554	Pin, Cotter 5/32 Diameter x 1		
23	1	420-34491	Catch, Door		
24	2	030-31517	Bolt, Carriage ½ - 13 NC x 1½		
25	4	400-10093	Washer, Flat ¾		
26	2	210-19530	Nut, Lock Wide Flange ¾ - 13 NC		
27	1	420-34890*	Hydraulic Oil Tank Weldment		
28	1	090-32360	Sight Gauge		9404576
29	2	350-17647	O-Ring		9404576
30	1	230-28737	Filler Breather		9404576
31	6	310-32322	Screw, No. 10 - 32 NF x ¾		
32	1	130-32113	Gasket		
33	1	230-32560	Beaded Insert 1½ NPT to 1½ Hose		
34	2	420-18139	Clamp, Hose		
35	1	170-34114	Hose, Tank to Reservoir		
36	4	330-33441	Cover, Axle Sprocket Access		
37	4	130-32197	Gasket, Axle Sprocket Access		
38	2	230-32387	Plug 1 NPT		
39	2	230-24034	Pressure Relief Valve		
40	1	420-34775	Pressure Cap	9404586	
41	1	420-34925	Dipstick	9404586	
42	1	420-34933	Hose	9404586	
43	1	230-21978	Drain Cock ¾ NPT		
		420-34926	Filler Neck Weldment (Used on converted oil tanks) (NOT SHOWN)		

* If a new header tank is ordered for units that do not have a dipstick, the following items must also be ordered, 420-26183, 420-34925, 420-34933, 230-21978.

NOTE: If you wish to add a dipstick to units prior to Serial No. 9404576, order kit No. 190-32693.

MAIN FRAME (STARTING SERIAL #9405759)

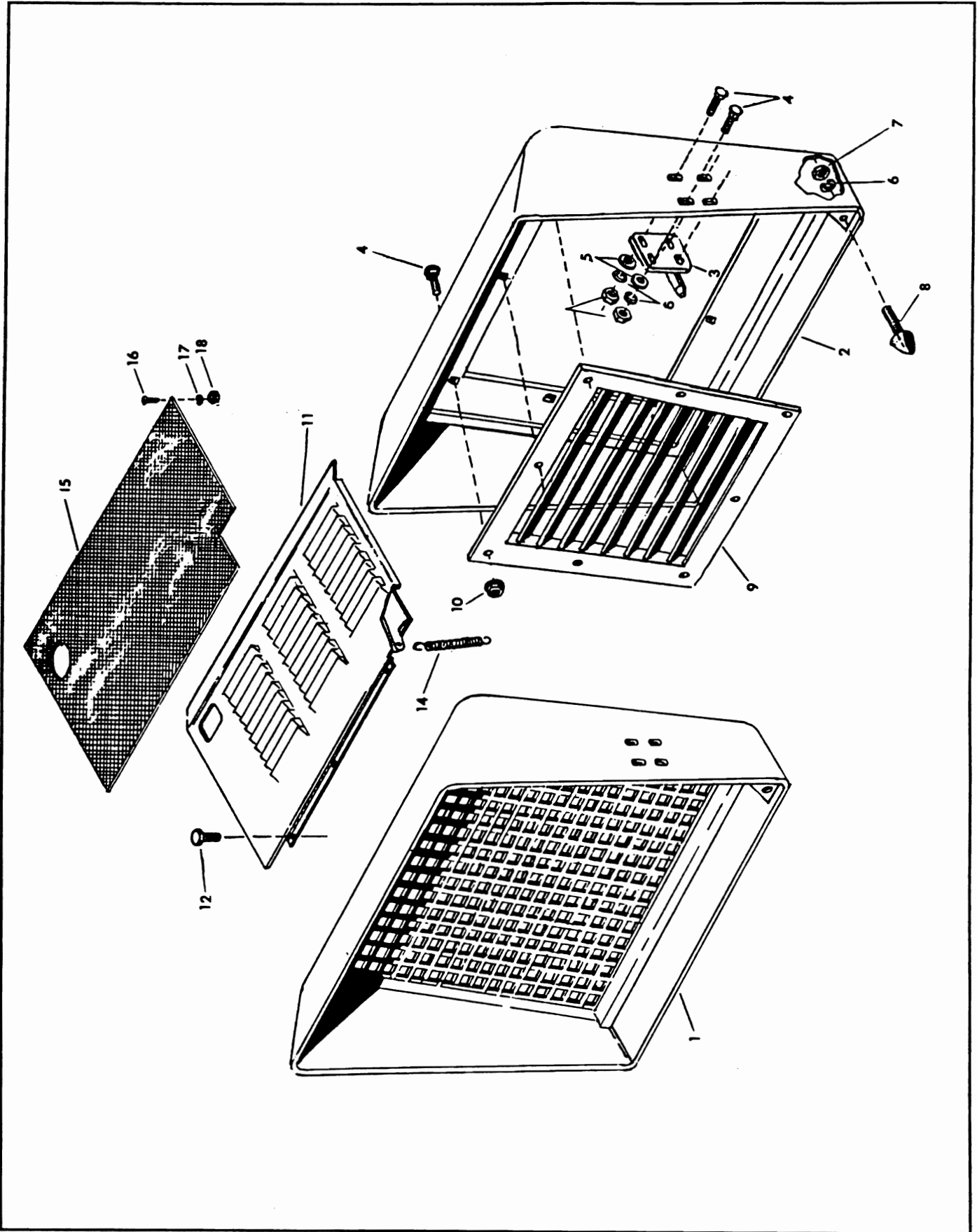


Boss, Cluster Shaft
Outer 480-43955
Inner 480-43352

MAIN FRAME (STARTING SERIAL #9405759)

REF	QTY	PART NUMBER	DESCRIPTION	START SERIAL #	PRIOR-SERIAL #
1	1	120-32842	Main Frame Weldment		
2	4	230-32501	Plug, 3/4 NPT		
3	1	330-33445	Cover, Floorboard, Cleanout		
4	6	210-19434	Nut Hex Whizlock 3/8 - 16NC		
5	1	330-33475	Chain Case Cover Weldment L.H.		
	1	330-33476	Chain Case Cover Weldment R.H.		
6	2	130-32200	Gasket, Chain Case Cover		
7	20	310-20247	Screw Cap 5/16 - 18NC x 3/4		
8	20	400-10799	Washer Flat 1/4		
9	2	230-32577	Breather		
10	1	330-33470	Floor Plate		0420002
		330-33518	Floor Plate T-Bar	0420003	
		330-33525	Floor Plate Twin Lever	1425008	
11	4	310-19475	Screw Cap Whizlock 3/8 - 16NC x 3/4		
12	1	330-33467	Top Door Weldment		
13	4	310-32485	Screw Cap, Self Tapping 5/16 - 18NC x 3/4		
14	1	420-33048	Bumper		
15	1	380-32296	Spring		
16	1	390-32720	Hook		
17	1	310-19474	Screw Cap Whizlock 5/16 - 18NC x 1		
18	1	210-10176	Nut Hex Center Lock 5/16 - 18NC		
19	1	330-33468	Rear Door Weldment		
20	2	040-33476	Rear Door Hinge Weldment		
21	4	030-31910	Bolt Carriage 1/2 - 13NC x 1 1/4		
22	4	400-20677	Washer Lock 1/2		
23	4	210-20678	Nut Hex 1/2 - 13NC		
24	2	220-32612	Pin, Clevis 1/2 Dia x 4 1/2		
25	2	220-20554	Pin, Cotter 5/32 Dia x 1		
26	2	310-11778	Screw Cap, 3/8 - 16NC x 2		
27	28	210-19434	Nut Hex, Whizlock 3/8 - 16NC		
28	1	220-32589	Catch Pin Weldment		
29	4	030-20318	Bolt Carriage 3/8 - 16NC x 1		
30	10	400-18916	Washer Flat 3/8		
31	7	400-18917	Washer Lock 3/8		
32	5	210-18915	Nut Hex 3/8 - 16NC		
33	2	210-10017	Nut Hex 1/4 - 20NC		
34	1	400-10019	Washer Lock 1/4		
35	1	400-32487	Spacer, Washer		
36	2	160-32753	Plate, Cam		
37	1	400-32488	Retainer, Washer		
38	2	310-31601	Screw Cap 1/4 - 20NC x 1 3/4		
39	1	480-22876	Disc		
40	1	380-32387	Spring		
41	2	400-32480	Washer, Special		
42	1	030-11870	Bolt Carriage 3/8 - 16NC x 1 1/2		
43	1	090-32373	Lever, Rear Door Latch		
44	2	420-13731	Bumper, Rubber		
45	2	210-11128	Nut Hex, 3/8 - 24NF		
46	1	330-33469	Counter Weight Weldment		9413506
47	2	310-10237	Screw Cap 1/2 - 13NC x 2 1/2		9413506
48	2	400-20676	Washer Flat 1/2		9403506
49	2	210-20693	Nut Hex Center Lock 1/2 - 13NC		9413506
50	4	330-33441	Cover, Axle Sprocket Access		
51	4	130-32197	Gasket		
52	1	330-33472	Cover, Lower Floor Plate		
53	6	310-19476	Screw Cap Whizlock 3/8 - 16NC x 1		
54	1	420-34775	Pressure Cap		
55	1	420-34925	Dipstick		
56	1	420-34890	Hydraulic Oil Tank Weldment Replaced by 420-35408, 420-35312 & 2 Each Items 63 & 64		4460331
		420-35408	Hydraulic Oil Tank Weldment	4460331	
57	1	420-34933	Hose, Fill Neck Drain		
58	1	230-21978	Drain Cock 1/4 NPT		4460331
59	1	170-34114	Hose		
60	2	420-18139	Clamp		
61	2	230-32387	Plug 1 NPT		
62	1	400-32486	Washer, Spacer Handle		
63	2	090-32398	Sight Gauge	4460331	
64	2	350-32530	O-Ring	4460331	

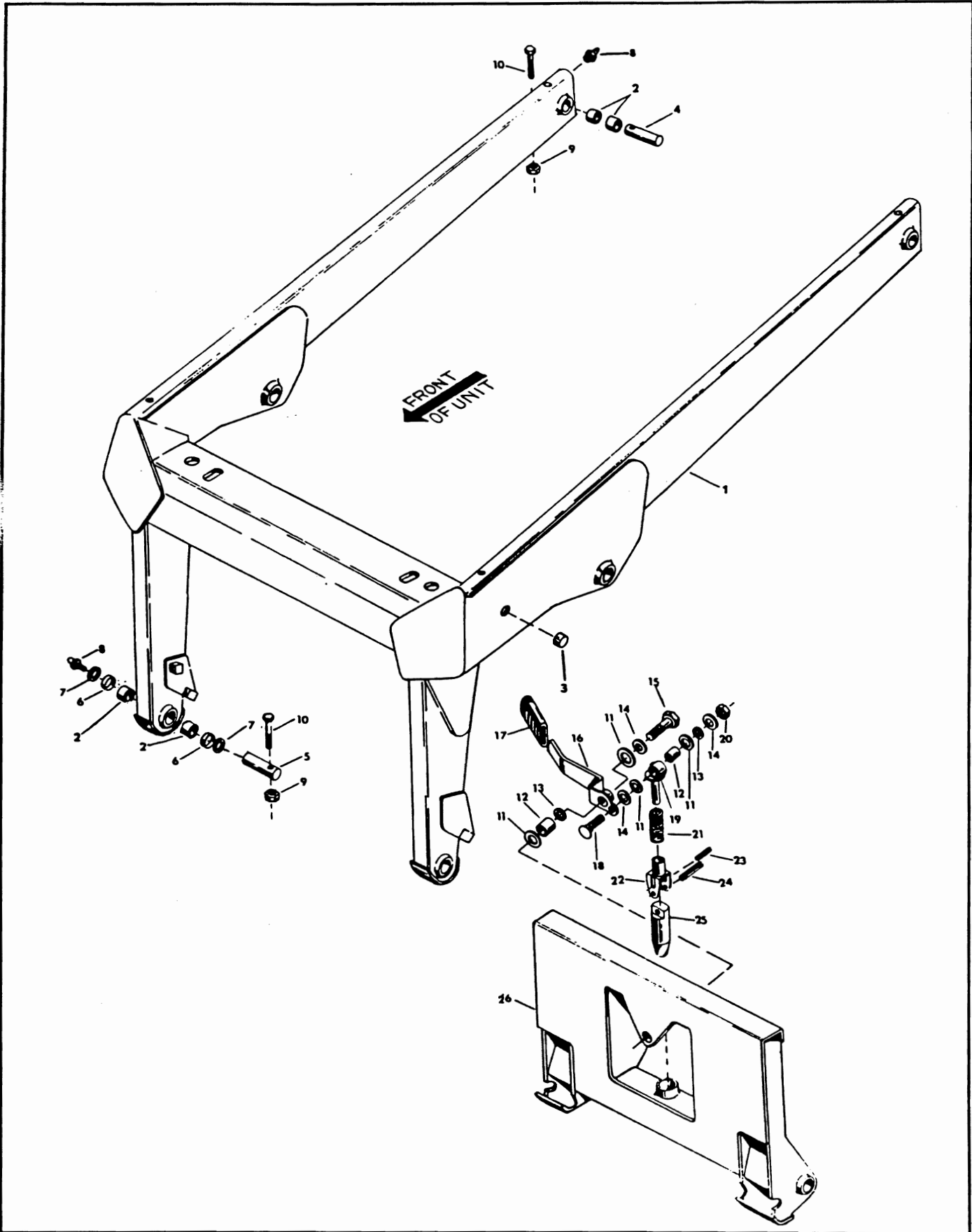
REAR & TOP DOOR (STARTING SERIAL #9405759)



**REAR & TOP DOOR
(STARTING SERIAL #9405759)**

REF	QTY	PART NUMBER	DESCRIPTION	START SERIAL#	PRIOR-SERIAL#
1	1	330-33468	Rear Door Weldment		9408161
2	1	330-33477	Rear Door Weldment	9408171	
3	1	220-32589	Catch Pin Weldment		
4	12	030-20318	Bolt Carriage 3/8-16NC x 1		
5	4	400-18916	Washer Flat 3/8		
6	4	400-18917	Washer Lock 3/8		
7	4	210-18915	Nut Hex 3/8 - 16 NC		
8	2	420-13731	Bumper, Rubber		
9	1	330-33493	Grill Weldment	9408171	
10	8	210-19434	Nut Hex Whizlock 3/8-16NC		
11	1	330-33467	Top Door Weldment		
12	4	310-32485	Screw Cap, Self-Tapping 5/16 - 18 NC x 3/4		
13	1	420-33048	Bumper		
14	1	380-32296	Spring		
15	1	330-33497	Screen, Top Door (Optional)		
16	12	310-11457	Screw Machine 1/4-20NC x 1/2		
17	12	400-10019	Washer Lock 1/4		
18	12	210-10017	Nut Hex 1/4 - 20 NC		


LIFT ARM AND FAST-A-TACH



LIFT ARM AND FAST-A-TACH

REF	QTY	PART NUMBER	DESCRIPTION
1	1	120-32826	Lift Arm Weldment
2	8	045-31420	Bushing, Oilite
3	2	420-34575	Plug, Hole
4	2	220-32532	Pin, Pivot (Lift Arm)
5	2	220-32397	Pin, Pivot (Fast-A-Tach)
6	4	335-32203	Seal, Pin
7	A/R	400-32412	Washer, Shim
8	4	420-18351	Zerk, Straight 1/8 NPT
9	4	210-11247	Nut, Hex, Center Lock 3/8 - 16NC
10	4	310-19539	Cap Screw 3/8 - 16NC x 2 1/2
	1	190-32679	F-A-T Latch Kit, Consists of Items 11-25
11	4	350-32502	Quad Ring
12	2	045-31440	Bushing, Oilite
13	A/R	400-21033	Washer, Shim
14	3	400-10610	Washer, Flat 7/16
15	1	310-11009	Cap Screw 1/2 - 13NC x 2
16	1	090-32352	Handle
17	1	420-18757	Handle Grip
18	1	030-19670	Bolt Carriage 1/2 - 13NC x 2 1/4
19	1	200-32586	Link Rod Weldment
20	1	210-20693	Nut, hex, Center Lock 1/2 - 13NC
21	1	380-32382	Spring
22	1	200-32587	Clevis Weldment
23	1	220-11086	Pin, Spring 1/4 Diameter x 1 1/2
24	1	220-19075	Pin, Spring 3/8 Diameter x 2
25	1	220-32586	Pin, Latch
26	1	120-32791	Fast-A-Tach Weldment

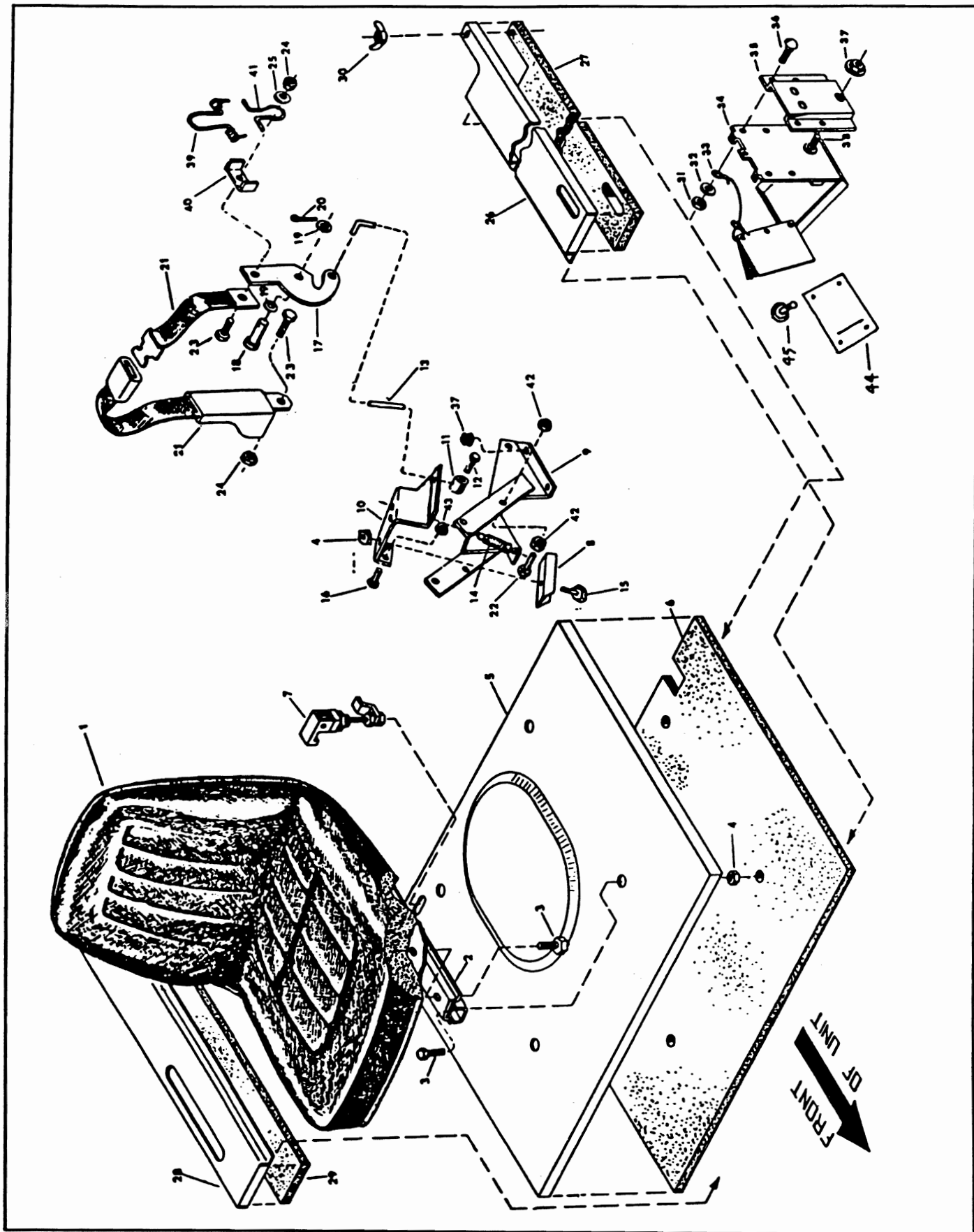
R.O.P.S. — F.O.P.S.



R.O.P.S. — F.O.P.S.

REF	QTY	PART NUMBER	DESCRIPTION	START SERIAL #	PRIOR-SERIAL #
1	1	190-32663	R.O.P.S. & F.O.P.S. Replacement Kit Consists of Items 2 - 34		
2	2	220-32583	Pin, Lift Arm Lock		
3	2	420-34470	Knob		
4	2	380-32358	Spring		
5	2	030-31911	Screw, Shoulder 3/8 - 16NC x 5 7/16		
6	2	420-34597	Cover Knob		
7	1	420-34792	Gasket, Top Window		
8	1	420-34791	Window, Top		
9	2	390-32717	Clip, Window		
10	10	310-21736	Screw, Machine & Truss Head '10 - 24NC x 1/2		
11	8	400-32471	Washer, Seal		
12	8	210-32030	Nut, Hex, Whizlock 10 - 24NC		
13	1	420-34476	Foam, Rear, Lower		
14	1	420-34474	Foam, Pad, Roof		
15	1	420-34475	Foam, Rear, Upper		
16	1	420-34478	Foam, Right Side		4463044
		420-35411	Foam, Right Side, Front	4463044	
		420-35412	Foam Right Side, Rear	4463044	
17	1	420-34477	Foam, Left Side		
18	1	420-34472	Edging, Strip		
19	1	420-34487	Wire Harness, Rear Lamp		
20	1	330-33417	Cover, Screen R.H.		
21	1	330-33418	Cover, Screen L.H.		
22	10	310-11457	Screw, Machine, Truss Head 1/4 - 20NC x 1/2		
23	10	210-19469	Nut, Hex, Whizlock 1/4 - 20NC		
24	2	310-10237	Cap Screw 1/2 - 13NC x 2 1/2 Grade 5		
25	6	420-30823	Rubber Mount		
26	2	400-30803	Washer, Special		
27	2	210-19532	Nut, Flanged, Centerlock 1/2 - 13NC		
28	2	310-13111	Cap Screw 1/2 - 13NC x 2 1/4, ROPS Mount Grade 5		
29	2	390-32718	Plate, Clamp		
30	2	210-20693	Nut, Hex, Centerlock 1/2 - 13NC		
31	2	310-11155	Cap Screw 5/8 - 11NC x 2 1/2 Grade 5		
32	4	210-20571	Nut, Hex, Whizlock 5/8 - 11NC		
33	4	310-11796	Cap Screw 1/2 - 13NC x 3/4		
34	1	Not Serviced	R.O.P.S. - F.O.P.S. Weldment (See Kit)		
35	1	330-33313	Shield, Harness		
36	2	210-32054	Nut, Timmerman 10-24		
37	1	420-34473	Rear Window		
38	1	420-34481	Seal, Rear Window		
39	1	420-34482	Locking Strip, Seal		
40	1	420-34483	Tab, Window Release		
41	3	420-34471	Bezel, Light		
42	3	420-33993	Lamp, Clear, Sealed Beam 4411-1		

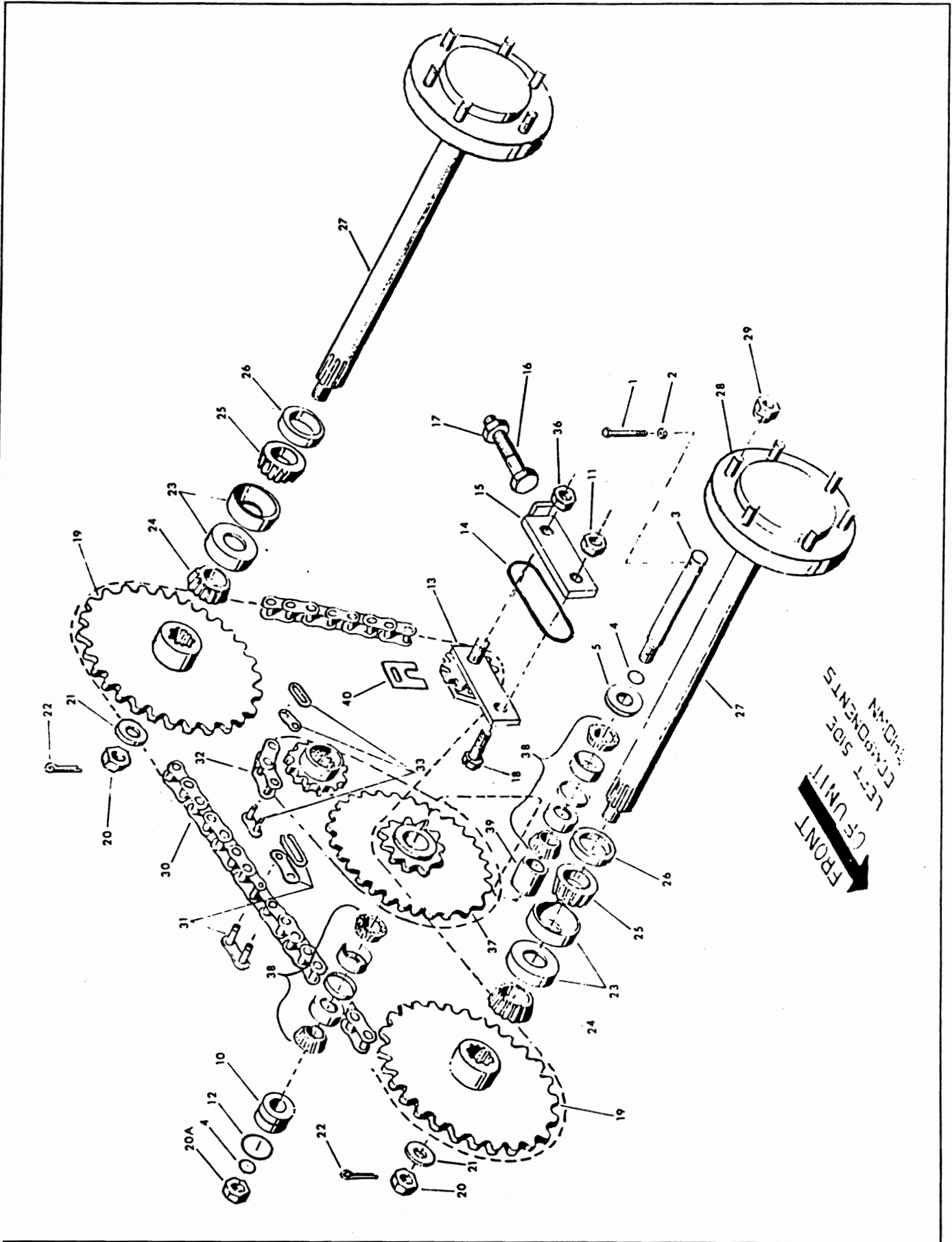
SEAT & SEATBELT LOCKOUT



SEAT & SEATBELT LOCKOUT

REF	QTY	PART NUMBER	DESCRIPTION	START SERIAL #	PRIOR-SERIAL #
1	1	420-34489	Seat, Standard		
	1	420-35742	Seat, Suspension		
2	1	420-33407	Seat Adjusting Slide Set		
3	8	310-10621	Screw, Cap, 5/16 - 18NC x 1/2		
4	10	210-19470	Nut, Hex, Whizlock 5/16 - 18NC		
5	1	120-32838	Seat Plate Weldment		
6	1	420-34783	Foam, Seat Plate		3450492
		420-35380	Foam, Seat Plate	3450502	
7	1	420-32853	Latch		
8	2	390-32671	Catch, Spool		1424997
9	1	040-33453	Control Valve Mtg Bracket Weldment		8403244
	1	040-33471	Control Valve Mtg Bracket Weldment	8403255	1424997
10	1	040-33469	Bracket Spool Catch Weldment		8403244
	1	040-33472	Bracket Spool Catch Weldment	8403255	1424997
11	1	200-32594	Stop, Spool Lock		1424997
12	1	310-10313	Screw, Set 1/4 - 20NC x 3/8		1424997
13	1	290-32505	Rod, Spool Lock		1424997
	1	290-32528	Spool Catch Rod Weldment	1425008	
	1	400-18911	Washer Flat 5/16	1425008	
	1	220-10095	Pin, Cotter 3/32 dia x 1	1425008	
14	1	380-32385	Spring		
15	4	030-25523	Bolt Carriage 5/16 - 18NC x 5/8		1424997
16	2	030-31827	Shoulder Screw 5/16 - 18NC		1424997
17	1	200-32523	Pivot Seat Belt		4463044
	1	200-32643	Pivot Seat Belt	4463044	
18	1	220-21516	Pin, Clevis 1/2 dia x 1 3/8		
19	2	400-19727	Washer 1/2 I.D.		
20	1	220-10065	Pin, Cotter 1/8 dia x 1		
21	1	420-34737	Seat Belt Assembly		4463044
	1	420-35413	Seat Belt Assembly	4463044	
21	1	420-35416	Seat Belt, For Suspension Seat	4463044	
22	1	310-11115	Screw, Cap 1/4 - 20NC x 1 1/4		1424997
23	2	310-11147	Screw, Cap 7/16 - 20NF x 1		
24	2	210-32091	Nut, Center Lock 7/16 - 20NF		
25	1	400-10610	Washer, Flat 7/16		
26	1	330-33412	Panel Control L.H.		1424997
		330-33508	Panel Control L.H.	1425008	
27	1	420-34781	Foam, Control Panel L.H.		1424997
		420-34983	Foam, Control Panel L.H.	1425008	3450492
		420-35381	Foam, Control Panel L.H.	3450502	
28	1	330-33413	Panel, Control R.H.		
29	1	420-34782	Foam, Control Panel R.H.		3450492
		420-35382	Foam, Control Panel R.H.	3450502	
30	2	210-13241	Nut, Wing 1/4 - 20NC		
31	4	210-19469	Nut Hex Whizlock 1/4 - 20NC		0419002
32	4	400-10799	Washer Flat 1/4		0419002
33	1	050-29352	Tether, Manual		
34	1	420-34837	Manual Holder		0419002
35	1	040-33449	Bracket, Manual Holder		0419002
36	4	030-31848	Bolt Carriage 1/4 - 20NC x 5/8		0419002
37	7	210-19434	Nut, Hex, Whizlock 3/8 - 16NC		
38	3	030-21664	Bolt Carriage 3/8 - 16NC x 3/4		0419002
39	1	380-32383	Spring, Torsion		4463044
40	1	390-32725	Retainer		4463044
41	1	390-32726	Arbor		4463044
42	2	210-10017	Nut, Hex 1/4 - 20NC		1424997
43	2	210-10176	Nut, Hex, Centerlock 5/16 - 18NC		1424997
44	1	420-34972	Book Holder	0419012	4463044
44	1	420-35410	Box, Manual Holder	4463044	
		030-31848	Bolt Carriage 1/4 - 20NC x 5/8	4463044	
		210-32147	Nut Special 1/4 - 20NC	4463044	
45	8	420-34980	Rivet Half, Plastic	0419012	4463044

AXLE DRIVE



AXLE DRIVE

REF	QTY	PART NUMBER	DESCRIPTION	START SERIAL #	PRIOR-SERIAL #
1	2	310-32420	Screw Cap 5/16 - 18NC x 2 1/2		3444547
		310-32593	Screw Cap 3/8 - 16NC x 2 1/2	3444547	
2	2	210-10176	Nut Hex, Centerlock 5/16 - 18NC		3444547
		210-11247	Nut Hex, Centerlock 3/8 - 16NC	3444547	
3	2	320-32635	Shaft, Cluster 7.70 Long		9405758
		320-32642	Shaft, Cluster 8.75 Long	9405759	3444547
		320-32653	Shaft, Cluster 8.82 Long	3444547	3453956
		320-32661	Shaft, Cluster 8.82 Long	3453956	
4	4	350-32240	O-Ring, 13/16 I.D.		
5	A/R	400-32478	Washer, Shim 18GA		
	A/R	400-32477	Washer, Shim 14GA		
	A/R	400-32504	Washer, Shim 16GA		
6	4	See Pg 17A	Bearing cone		142809N
7	4	See Pg 17A	Bearing Cup		142809N
8	2	See Pg 17A	Cluster Sprocket Weldment		
9	2	See Pg 17B	Shim, 10GA Thick		
10	2	045-31441	Sleeve, Bearing Clamp		
11	4	210-32115	Nut Hex 1 - 14NS Grade 8		
12	2	350-32506	O-Ring 1 13/16 O.D.		
13	2	See Pg 17B	Idler Arm Assembly		
14	2	350-32484	O-Ring		
15	2	240-32051	Idler Arm Weldment, Outside		
16	4	310-20073	Screw Cap Special 5/8 - 11NC x 3		
17	4	210-10753	Nut Hex Jam 5/8 - 11NC		
18	2	310-32567	Screw, Cap 1 - 14NS x 3		
19	4	370-32036	Axle Sprocket Weldment 80-36		
20	4	210-21159	Nut, Hex, Slotted 7/8 - 14NF		
20A	2	210-32145	Nut Hex Nylon Insert 7/8 - 14NF	3453956	
21	4	400-32491	Washer, Special		
22	4	220-21482	Pin, Cotter 5/32 dia x 1 1/2		
23	8	010-20742	Bearing Cup		
24	4	010-20741	Bearing Cone		
25	4	010-20741	Bearing Cone		
26	4	335-20740	Seal		
27	4	320-32636	Axle and Lug Bolt Assembly		
28	24	030-20745	Lug Bolt		
29	24	210-20746	Lug Nut		
30	2	080-32234	Roller Chain Assembly w/Connector 80 HK		
31	2	080-32180	Connecting Link #80 HK		
32	1	080-32253	Roller Chain Assembly w/Connector L.H. 60 HK		9405758
		080-32253	Roller Chain Assembly w/Connector R.H. 60 HK	9405759	
	1	080-32254	Roller Chain Assembly w/Connector R.H. 60 HK		9405758
		080-32254	Roller Chain Assembly w/Connector L.H. 60 HK	9405759	
33	2	080-32252	Connecting Link #60HK		
34	2	See Pg 17B	Shim		
35	2	See Pg 17B	Shim		
36	2	210-10781	Nut, Hex Jam 1 - 14NS	9405759	
37	2	See Pg 17A	Cluster Sprocket Weldment		
38	2	See Pg 17A	Bearing Set (Match Set, Do Not Interchange)		
39	2	See Pg 17A	Spacer		
40	1	See Pg 17B	Shim Kit		

CLUSTER SPROCKET ENDING SERIAL #9405758

REF	QTY	PART NUMBER	DESCRIPTION	
6	4	010-15455	Bearing Cone	
7	4	010-15456	Bearing Cup	
8	2	370-32149	Sprocket Weldment 60-45, 80-12 Replaced by Kit 190-32742	

STARTING SERIAL #9405759, ENDING SERIAL #142809N NOT SERVICED — Must Order Replacement Parts Shown at Starting Serial #3453956, Reference Service Bulletin 940-20

REF	QTY	PART NUMBER	DESCRIPTION	
6	4	010-15455	Bearing Cone	
7	4	010-15456	Bearing Cup	
8	2	370-32156	Cluster Sprocket Weldment 60-45, 80-12	

STARTING SERIAL #142810N, ENDING SERIAL #3453956 If ordering components for this design, please update your loader per cluster sprocket changes starting serial #3453956

REF	QTY	PART NUMBER	DESCRIPTION	
37	2	370-32169	Cluster Sprocket Weldment	
38	2	010-32387	Bearing Set (Matched Set, Do Not Interchange)	
39	2	Not Serviced	Spacer Set, Reference Service Bulletin #940-20	

STARTING SERIAL #3453956

REF	QTY	PART NUMBER	DESCRIPTION	
37	2	370-32169	Cluster Sprocket Weldment	
38	4	010-32387	Bearing Set (Matched Set, Do Not Interchange)	
39	2	360-32585	Spacer	

IDLER ARM ENDING SERIAL #9405758

REF	QTY	PART NUMBER	DESCRIPTION	
9	A/R	360-32549	Shim, 10GA Thick	
13	2	240-32055	Idler Arm Assembly	
34	A/R	360-32553	Shim 16GA Thick	
		360-32573	Shim 12GA	
		360-32574	Shim 14GA	
35	A/R	360-32555	Shim .229 Thick	

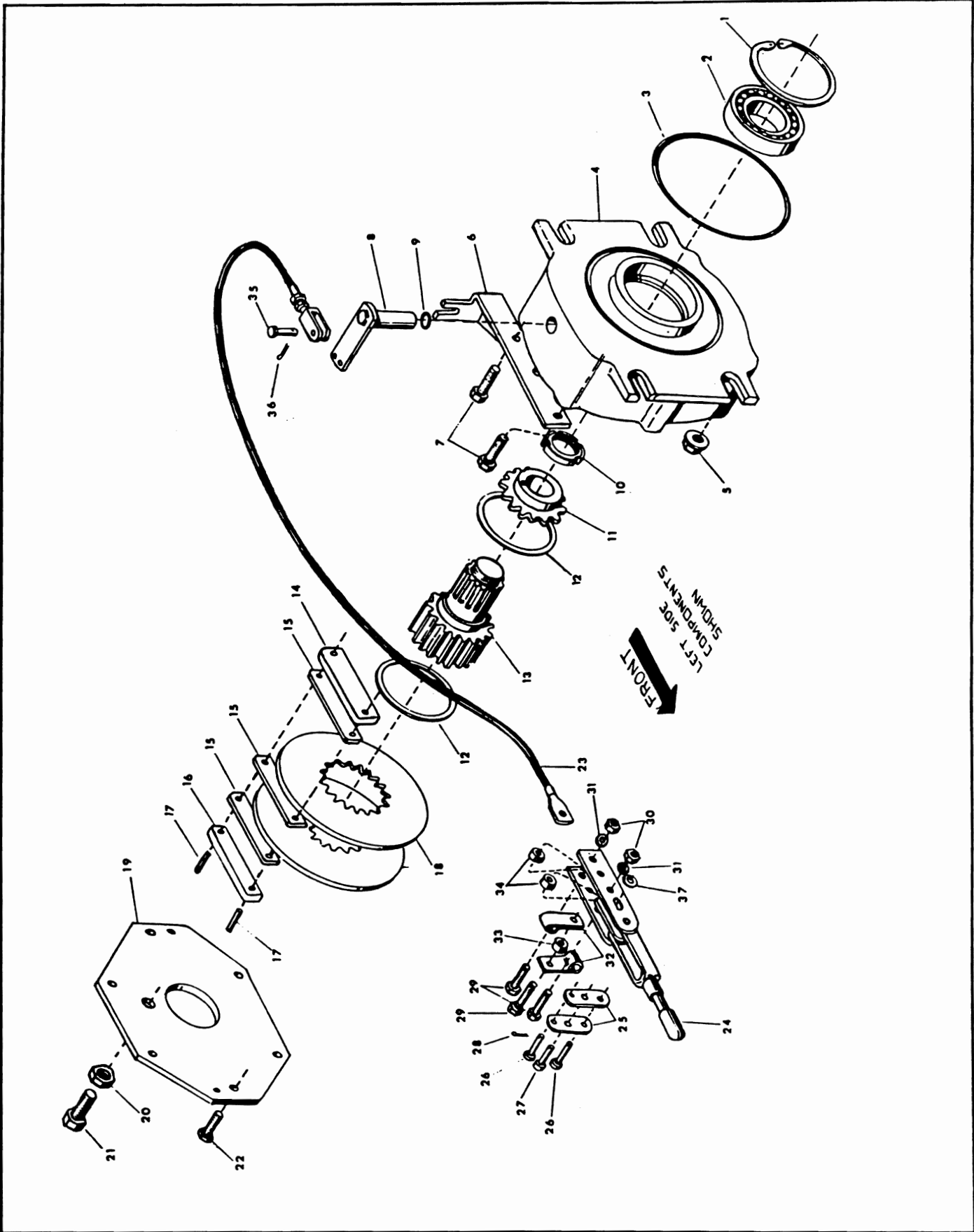
STARTING SERIAL #9405759, ENDING SERIAL #4457990 NOT SERVICED — Must Order Replacement Parts Shown at Starting Serial #445800N, Reference Service Bulletin 940-21

REF	QTY	PART NUMBER	DESCRIPTION	
9	A/R	360-32549	Shim 10GA Thick	
13	2	240-32080	Idler Arm Assembly	
34	A/R	360-32553	Shim 16GA Thick	
	A/R	360-32573	Shim 12GA Thick	
	A/R	360-32574	Shim 14GA Thick	
35	A/R	360-32555	Shim .229 Thick	

STARTING SERIAL #445800N

REF	QTY	PART NUMBER	DESCRIPTION	
13	2	240-32095	Idler Arm Assembly	
40	1	190-32805	Shim Kit Idler Sprocket Consist of : (1) 360-32587 16GA (2) 360-32588 18GA (3) 360-32589 20GA	

BRAKES (PRIOR TO SERIAL #9405758)



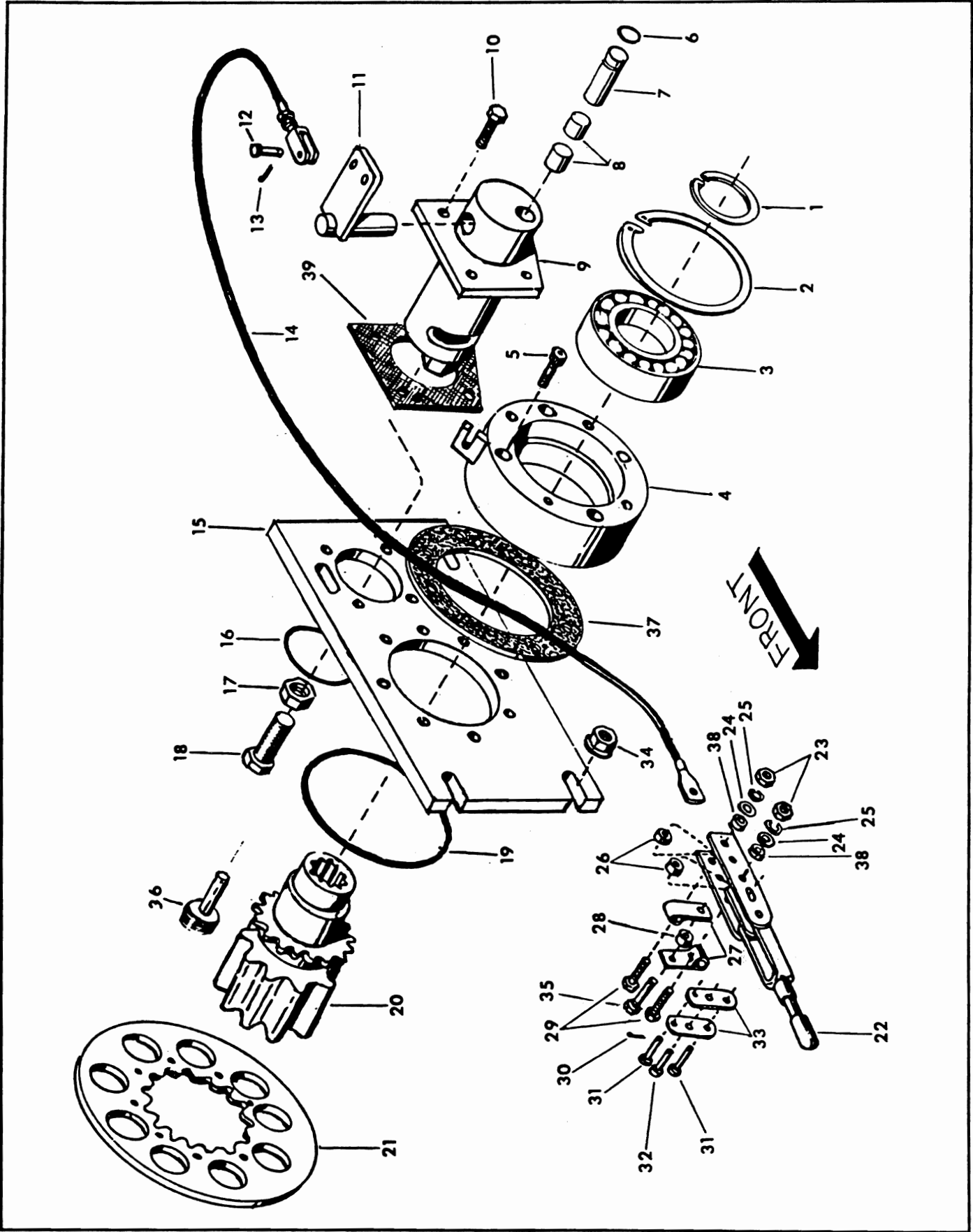
BRAKES

(PRIOR TO SERIAL #9405758)

REF	QTY	PART NO.	DESCRIPTION
1	2	350-32505	Snap Ring
2	2	010-32405	Bearing Ball
3	2	350-32484	O-Ring 6 I.D.
4	2	160-32734	Brake Housing
5	4	210-32113	Nut Hex Flanged ½ - 13 NC
6	1	040-33455	Brake Cable Anchor Bracket Weldment L.H.
		040-33456 *	Brake Cable Anchor Bracket Weldment R.H.
7	4	310-19477	Screw Cap Whizlock 3/8 - 16 NC x 1¼
8	2	090-32361	Brake Cam Weldment
9	2	350-32229	O-Ring 1 I.D.
10	2	210-32130	Nut Special
11	2	370-32148	Sprocket Motor 60 - C - 14
12	4	350-32306	Snap Ring
13	2	320-32634	Input Drive Shaft
14	2	200-32591	Bar, Thin
15	6	160-32736	Pad, Brake
16	2	200-32590	Bar, Thick
17	4	220-21457	Pin Roll, ¼ Diameter x 2¼
18	4	160-32737	Disc, Brake
19	2	160-32735	Brake Housing Cover Weldment
20	2	210-10753	Nut Hex Jam 5/8 - 11 NC
21	2	310-32438	Screw Cap, Special 5/8 - 11 NC x 2
22	8	310-19476	Screw Cap Whizlock 3/8 - 16 NC x 1
23	1	050-29354	Brake Cable Assembly Long 63"
	1	050-29353	Brake Cable Assembly Short 55"
24	1	090-32359	Lever, Brake, includes items 25, 26, 27, 28, 32, 33, 34 & 37
25	4	Not Serviced	Link, comes with item 24
26	4	Not Serviced	Pin Clevis, comes with item 24
27	2	Not Serviced	Pin Clevis, comes with item 24
28	6	220-19836	Pin, Cotter, 1/16 Diameter x ¾
29	6	310-19593	Screw, Cap 5/16 - 18 NC x 1¼
30	6	210-18910	Nut Hex 5/16 - 18 NC
31	8	400-18912	Washer Lock 5/16
32	4	Not Serviced	Clip, comes with item 24
33	2	Not Serviced	Spacer, comes with item 24
34	4	Not Serviced	Spacer, comes with item 24
35	2	220-11823	Pin Clevis 3/8 Diameter x 1 1/16
36	2	220-10095	Pin, Cotter, 3/32 Diameter x 1
37	2	400-18911	Washer, Flat 5/16

* Please check before ordering, some units use two left hand brackets.

BRAKES (STARTING SERIAL #9405759)

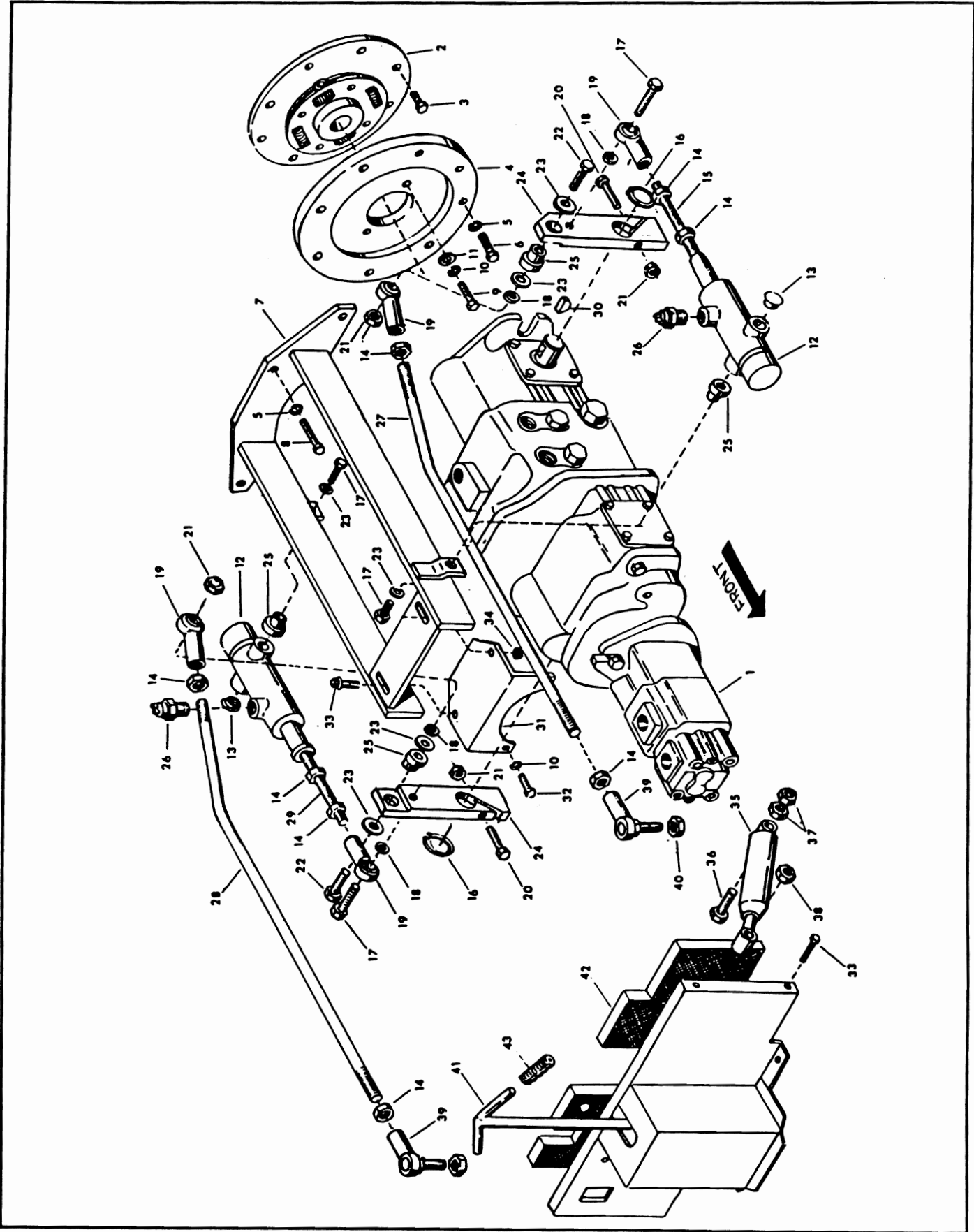


BRAKES

(STARTING SERIAL #9405759)

REF	QTY	PART NUMBER	DESCRIPTION
1	2	350-32511	Snap Ring
2	2	350-32505	Snap Ring
3	2	010-32405	Bearing Ball
4	2	160-32751	Motor Mount Weldment
5	8	310-32566	Screw Cap Socket Head 1/2-13NC x 1 1/4
6	2	350-32240	O-Ring
7	2	200-32598	Follower, Brake Cam
8	4	090-32310	Puck, Brake
9	2	090-32370	Brake Caliper Weldment
10	8	310-19475	Screw Cap Whizlock 3/8-16NC x 3/4
11	1	090-32369	Brake Cam Weldment
12	2	220-11823	Pin, Clevis 3/8 dia x 1 1/16
13	2	220-10095	Pin, Cotter 3/32 dia x 1
14	1	050-29354	Brake Cable Assembly R.H.
	1	050-29353	Brake Cable Assembly L.H.
15	2	040-33475	Motor and Brake Mount Weldment
16	2	335-11589	O-Ring
17	2	210-14888	Nut Hex Jam 3/4-10NC
18	2	310-20171	Screw Cap 3/4-10NC x 1 1/2
19	2	350-32484	O-Ring
20	2	370-32158	Sprocket, Motor 60-C-14
21	2	160-32750	Brake Disc Assembly
22	1	090-32359	Lever, Brake
23	3	210-18910	Nut Hex 5/16-18NC
24	2	400-18911	Washer Flat 5/16
25	3	400-18912	Washer Lock 5/16
26	2	Not Serviced	Spacer, Comes with item 22
27	2	Not Serviced	Clip, comes with item 22
28	1	Not Serviced	Spacer, comes with item 22
29	3	310-28049	Screw Cap 5/16-18NC x 2 1/4
30	3	220-19836	Pin, Cotter 1/16 dia x 3/4
31	2	Not Serviced	Pin, Clevis, comes with item 22
32	1	Not Serviced	Pin, Clevis, comes with item 22
33	2	Not Serviced	Link, comes with item 22
34	4	210-32113	Nut Hex Flanged 1/2-13NC
35	1	310-19593	Screw Cap 5/16-18NC x 1 3/4
36	2	230-32579	Plug, Brake Disc Retainer
37	2	130-32205	Gasket
38	2	360-13871	Spacer
39	2	130-32207	Gasket

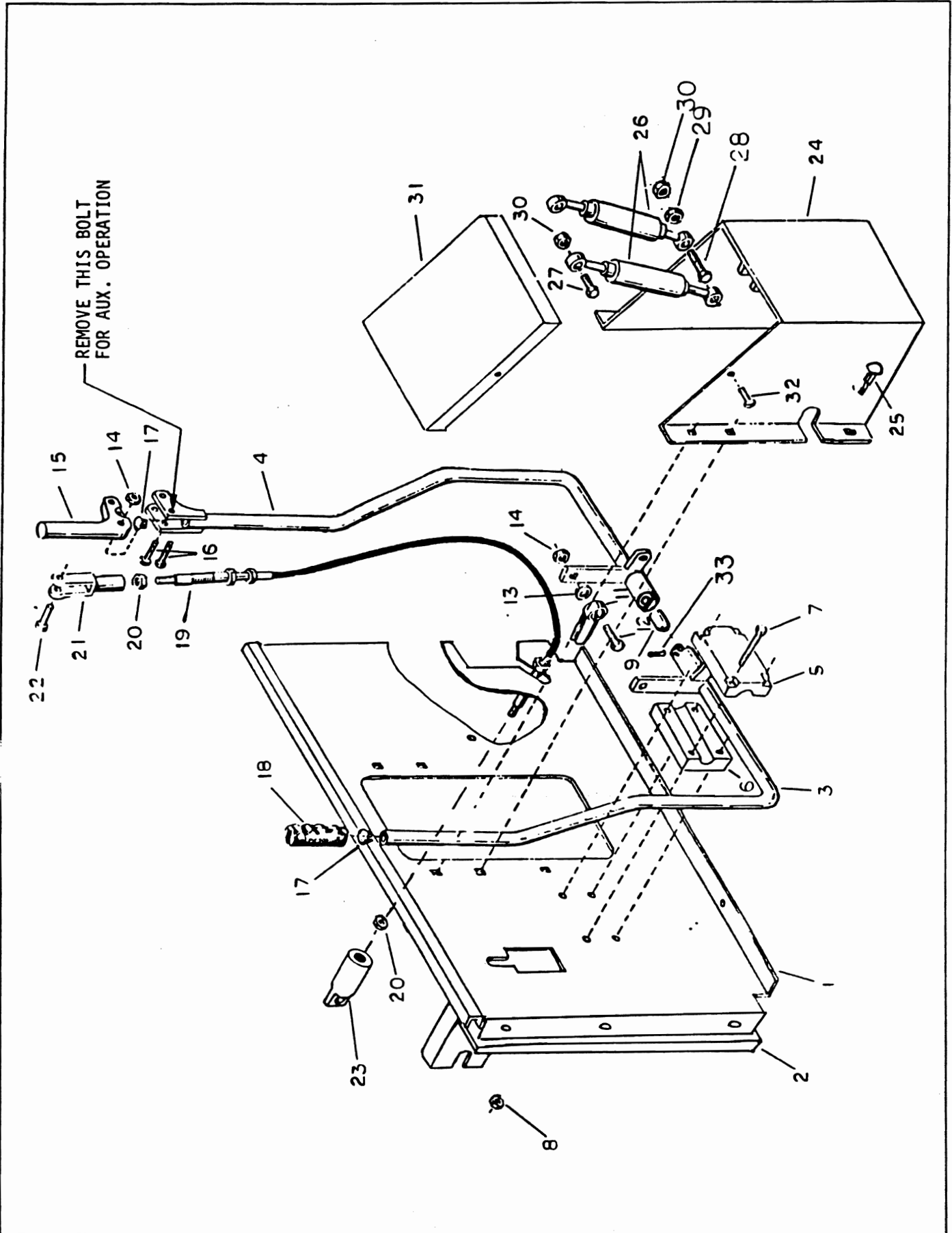
STEERING CONTROLS



STEERING CONTROLS

REF	QTY	PART NUMBER	DESCRIPTION	START SERIAL #	PRIOR-SERIAL #
1	1	170-34152	Hydrostatic Pump Assembly		8403244
1	1	170-34112	Hydrostatic Pump Assembly	8403255	4461943
		170-34455	Hydrostatic Pump Assembly	4461943	
2	1	250-32577	Flexible Drive Plate		
3	8	310-32470	Screw Cap M8 - 1.25 x 12		
4	1	160-32740	Pump Mounting Plate		
5	8	400-10548	Washer, Lock 7/16		
6	4	310-32478	Screw Cap M10 - 1.50 x 25		
7	1	120-32837	Hydro Mount Weldment		
8	4	310-32469	Screw Cap M10 - 1.50 x 40		
9	2	310-19543	Screw Cap 1/2 - 13NC x 1 1/2		
10	2	400-20677	Washer, Lock 1/2		
11	2	400-20676	Washer, Flat 1/2		
12	2	See Breakdown	Neutral Start & Centering Assembly		
13	2	420-33492	Caplug		
14	8	210-11128	Nut Hex 3/8 - 24NF		
15	1	290-32234	Rod, Neutral Centering		
16	2	350-21286	Snap Ring		
17	4	310-26422	Screw Cap 3/8 - 16NC x 1 1/4		
18	2	400-13676	Washer Special 3/8 I.D.		
19	4	200-32245	Rod End, Female		
20	2	310-20812	Screw Cap 3/8 - 16NC x 2 1/4		
21	4	210-11247	Nut Hex, Center Lock 3/8 - 16NC		
22	2	310-11778	Screw Cap 3/8 - 16NC x 2		
23	6	400-20715	Washer Flat 1 1/4 O.D.		
24	2	240-32070	Arm, Pump		0420002
		240-32079	Arm, Pump	0420003	
25	4	420-33388	Rubber Mount		
26	2	090-32040	Neutral Switch		
27	1	290-32504	Steering Rod Weldment L.H.		0420002
28	1	290-32508	Steering Rod Weldment R.H.		0420002
29	1	290-32376	Rod, Neutral Centering		
30	2	180-17865	Key Woodruff 1/4 x 3/4		
31	1	040-33458	Bracket, Pump Mount Front		
32	2	310-25580	Screw Cap 1/2 - 13NC x 1		
33	6	310-19476	Screw Cap Whizlock 3/8 - 16NC x 1		
34	6	210-19434	Nut Hex Whizlock 3/8 - 16NC		
35	1	170-32923	Shock Absorber		0420002
36	1	310-25558	Screw Cap 7/16 - 14NC x 2 1/4		0420002
37	2	210-10935	Nut Hex 7/16 - 14NC		0420002
38	1	210-18718	Nut Hex Center Lock 7/16 - 14NC		0420002
39	2	200-32396	Rod End Female with Stud		
40	2	210-15190	Nut Hex Center Lock 3/8 - 24NF		
41	1	090-32363	T-Stick Weldment		9405758
		090-32372	T-Stick Weldment	9405759	0420002
42	1	420-34905	Foam, Kick Plate		9405758
		420-34929	Foam, Kick Plate	9405759	0420002
43	2	420-32359	Grip, Handle		

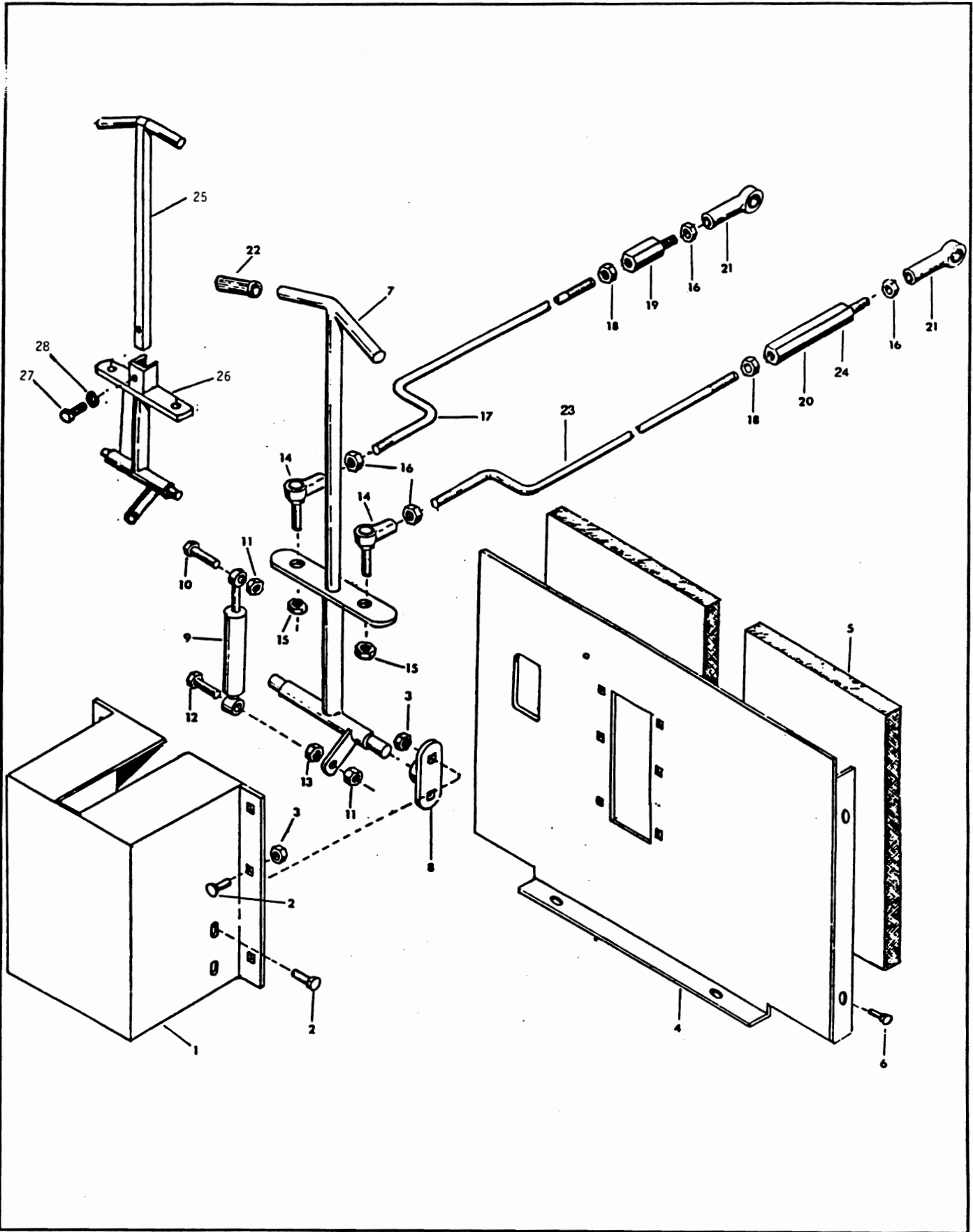
TWIN LEVER STEERING



TWIN LEVER STEERING

REF	QTY	PART NUMBER	DESCRIPTION	START SERIAL #	PRIOR-SERIAL #
1	1	330-33522	Kick Plate Weldment		
2	1	420-35379	Acoustic Foam		
3	1	090-32399	Twin Steering Lever Weldment R.H.		
4	1	090-32400	Twin Steering Lever Weldment L.H.		
5	2	040-33501	Mounting Block, Outer		
6	2	040-33500	Mounting Block, Inner		
7	8	310-28049	Screw Cap 5/16 - 18NC x 2 1/4		
	8	400-18911	Washer, Flat 5/16		
	8	400-18912	Washer, Lock 5/16		
8	8	210-18910	Nut Hex 5/16 - 18NC		
9	1	045-31342	Bushing, Oilite		
11	2	200-32245	Rod End, Female		
12	2	310-23127	Screw Cap 3/8 - 16NC x 1 1/2		
13	2	400-13676	Washer, Special		
14	4	210-11247	Nut Hex Center Lock 3/8 - 16NC		
15	1	090-32393	Handle, Auxiliary Control		
16	2	310-19538	Screw Cap 3/8 - 16NC x 1 3/4		
17	2	420-34575	Plug		
18	2	420-35219	Grip		
19	1	090-32395	Cable, Auxiliary Control		
20	2	210-10684	Nut Hex #10 - 32NF		
21	1	200-32287	Yoke		
22	1	220-16148	Pin, Clevis 1/4 Dia x 3/4		
23	1	200-32620	End, Cable, Mounts to Valve		
24	1	330-33526	Twin Lever Wrapper Weldment		
25	6	030-18655	Bolt Carriage 5/16 - 18NC x 3/4		
	6	210-19470	Nut Hex Whizlock 5/16 - 18NC		
26	2	170-32923	Shock Absorber		
27	2	310-13979	Screw Cap 7/16 - 14NC x 1 3/4		
28	2	310-25558	Screw Cap 7/16 - 14NC x 2 1/4		
29	2	210-10935	Nut Hex 7/16 - 14NC		
30	4	210-18718	Nut Hex Centerlock 7/16 - 14NC		
31	1	330-33521	Cover, Wrapper		
32	2	310-19614	Screw, Self Tapping 1/4 - 20NC x 1/2		
33	2	310-32583	Set Screw Allen Head 1/4 - 20NC x 3/4		
	1	420-35065	Decal, Steering Controls, (Not Shown)		

T-STICK (STARTING SERIAL #0420003)



T-STICK (STARTING SERIAL #0420003)

REF	QTY	PART NUMBER	DESCRIPTION	START SERIAL #	PRIOR-SERIAL #
1	1	330-33514	T-Stick Wrapper Weldment		
2	10	030-18655	Bolt Carriage 5/16-18NC x 3/4		
3	10	210-19470	Nut Hex Whizlock 5.16-18NC		
4	1	330-33513	Kick Plate Weldment		1424997
		330-33517	Kick Plate Weldment	1425008	
5	1	420-34929	Foam, Kick Plate		1424997
		420-35025	Foam, Kick Plate	1425008	3450492
		420-35379	Foam, Kick Plate	3450502	
6	4	310-19476	Screw Cap Whizlock 3/8-16NC x 1		
7	1	090-32386	T-Stick Weldment		2441862
8	2	200-32614	T-Stick Pivot Weldment		
9	1	170-32923	Shock Absorber		
10	1	310-13979	Screw Cap 7/16-14NC x 1 3/4		
11	2	210-18718	Nut Hex Centerlock 7/16-14NC		
12	1	310-25558	Screw Cap 7/16-14NC x 2 1/4		
13	1	210-10935	Nut Hex 7/16-14NC		
14	2	200-32396	Rod End Female with Stud		
15	2	210-15190	Nut Hex Centerlock 3/8-24NF		
16	4	210-11128	Nut Hex 3/8-24NF		
17	2	290-32522	Steering Rod Weldment		1434365
	1	290-32522	Steering Rod Weldment } Used on Dual Lever Also	1434506	
18	2	210-32134	Nut Hex 3/8-24NF L.H. Thread		
19	1	200-32615	Turnbuckle, Short		
20	1	200-32616	Turnbuckle, Long		1434365
21	2	200-32245	Rod End, Female		
22	2	420-35348	Grip, Handle		
23	1	290-32530	Steering Rod Used on Dual Lever Also	1434506	
24	1	200-32615	Turnbuckle, Short	1434506	
25	1	090-32427	T-Stick Handle Weldment	2441862	
26	1	090-32409	T-Stick Support Weldment	2441862	
27	1	310-18800	Screw Cap 3/8-24 NF x 1 1/4	2441862	
28	1	400-18917	Washer Lock 3/8	2441862	

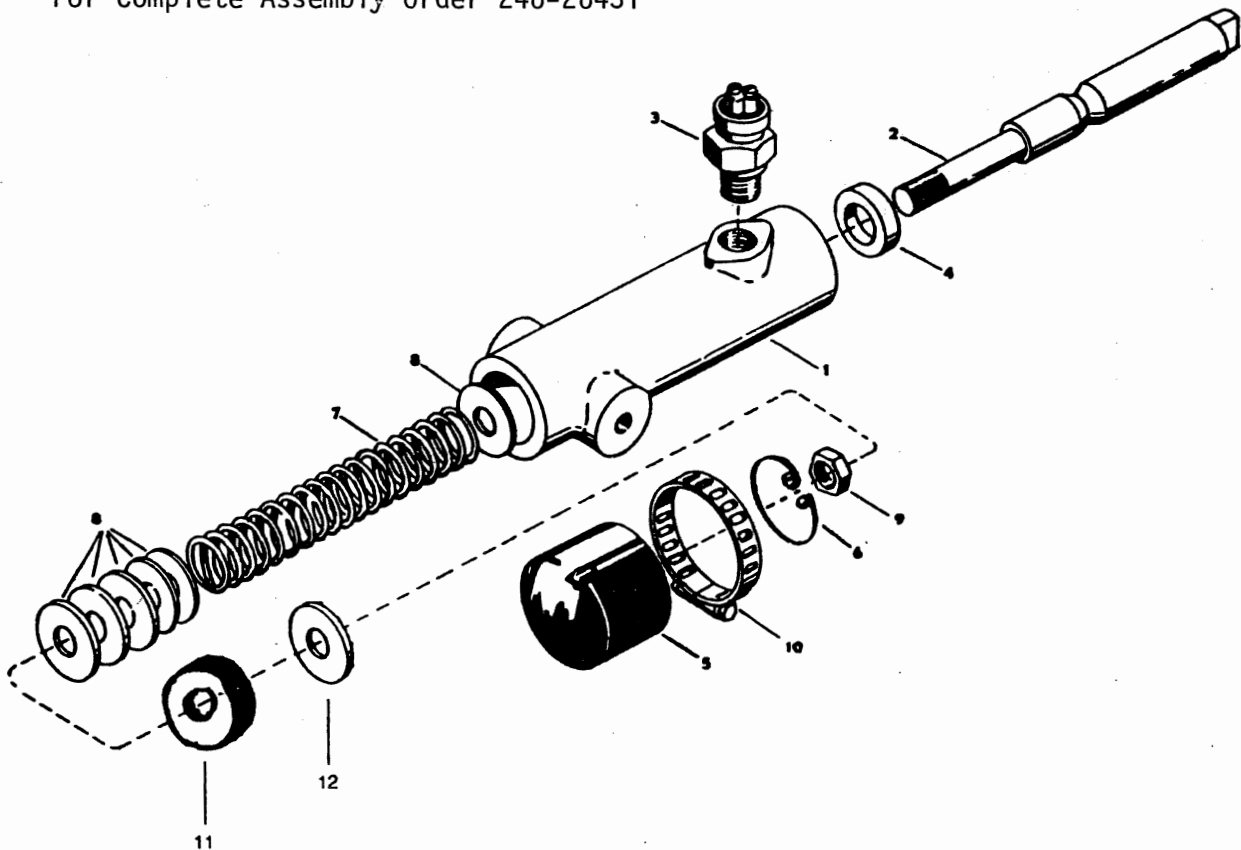
NEUTRAL CENTERING DEVICE

REF	QTY.	PART NUMBER	DESCRIPTION	START SERIAL#	PRIOR-SERIAL#
1	1	160-32386	Centering Housing		
2	1	290-32322	Rod		
3	1	090-32040	Neutral Switch		
4	1	335-32187	Seal,Wiper Rod		
5	1	420-33451	Dust Cap		
6	1	350-32523	Snap Ring		
7	1	380-32366	Spring		9405758
	1	380-32390	Spring (See Note)	9405759	
8	6	400-18916	Washer, Flat 3/8 (2 used with Item 11)		
9	1	210-32112	Lock Nut 3/8 - 24NF		
10	1	420-18138	Hose Clamp		
11	1	360-13871	Spacer	9405759	0416699
12	1	400-32496	Washer - Special		

NOTE: Use Special Washer (item 12), between Nut (item 9) and Spring, in place of Item 8.

NOTE: When installing new spring, remove item 11 and use 2 of item 8 (one on each end of spring).

For Complete Assembly Order 246-26431



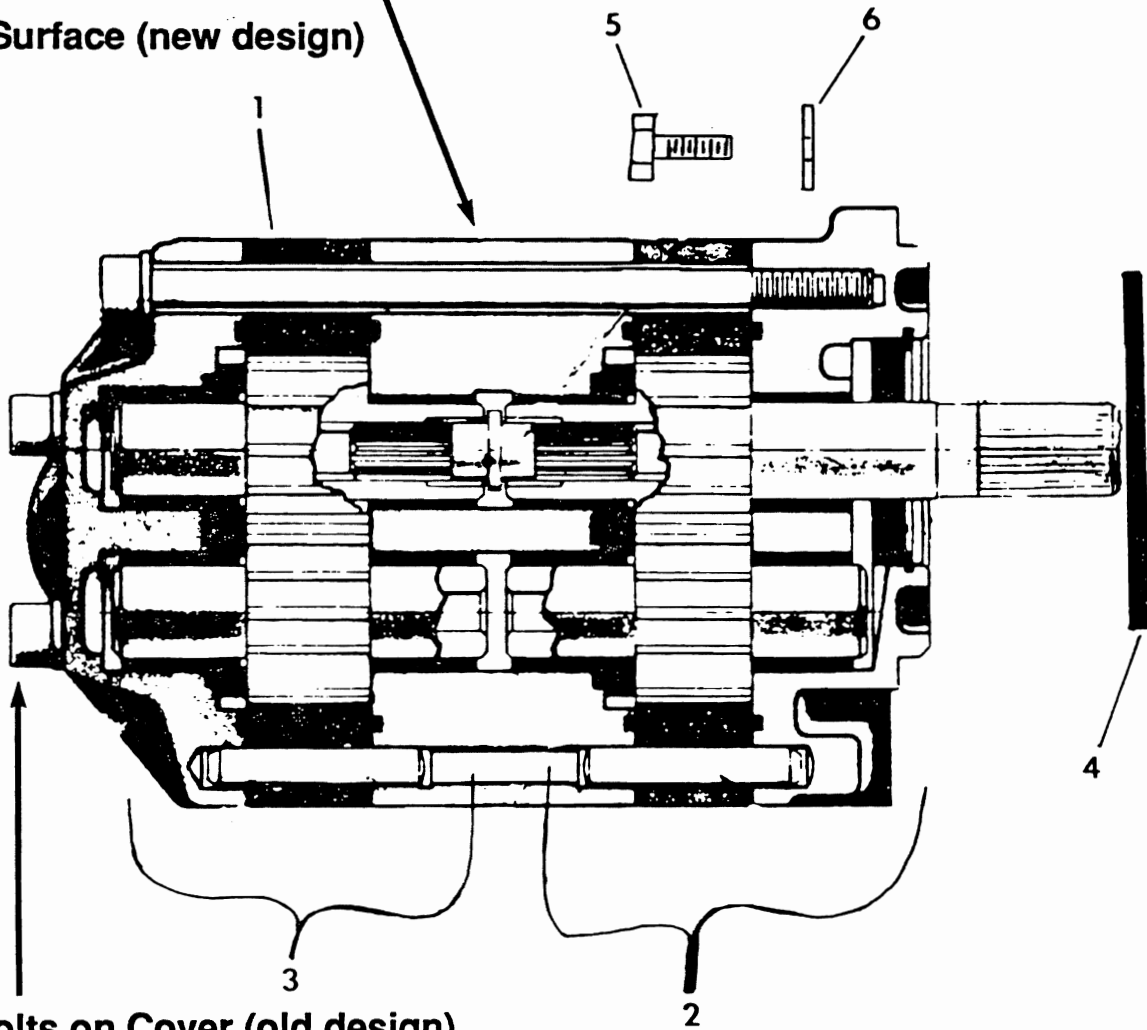
DOUBLE GEAR PUMP

REF	QTY	PART NUMBER	DESCRIPTION	START SERIAL #	END SERIAL #
1	1	170-34149	Double Gear Pump		8403255
	1	170-34142	Double Gear Pump, Old Design Replaced by 170-34458	8403255	4461943
	1	170-34458	Double Gear Pump, New Design (See Note)	4461943	
		190-32811	Seal Kit, New Design	4461943	
2	1	190-32687	Seal Kit, Front Section, Old Design		4461943
3	1	190-32688	Seal Kit, Rear Section, Old Design		4461943
4	1	350-32499	O-Ring (not included with item 1)		
5	2	310-32465	Screw Cap 3/8 - 16NC x 1		
6	2	400-13676	Washer Flat, 3/8 I.D.		

NOTE: When ordering new seal kits, check to see if you have an old or new design gear pump.

Raised Ports (old design)

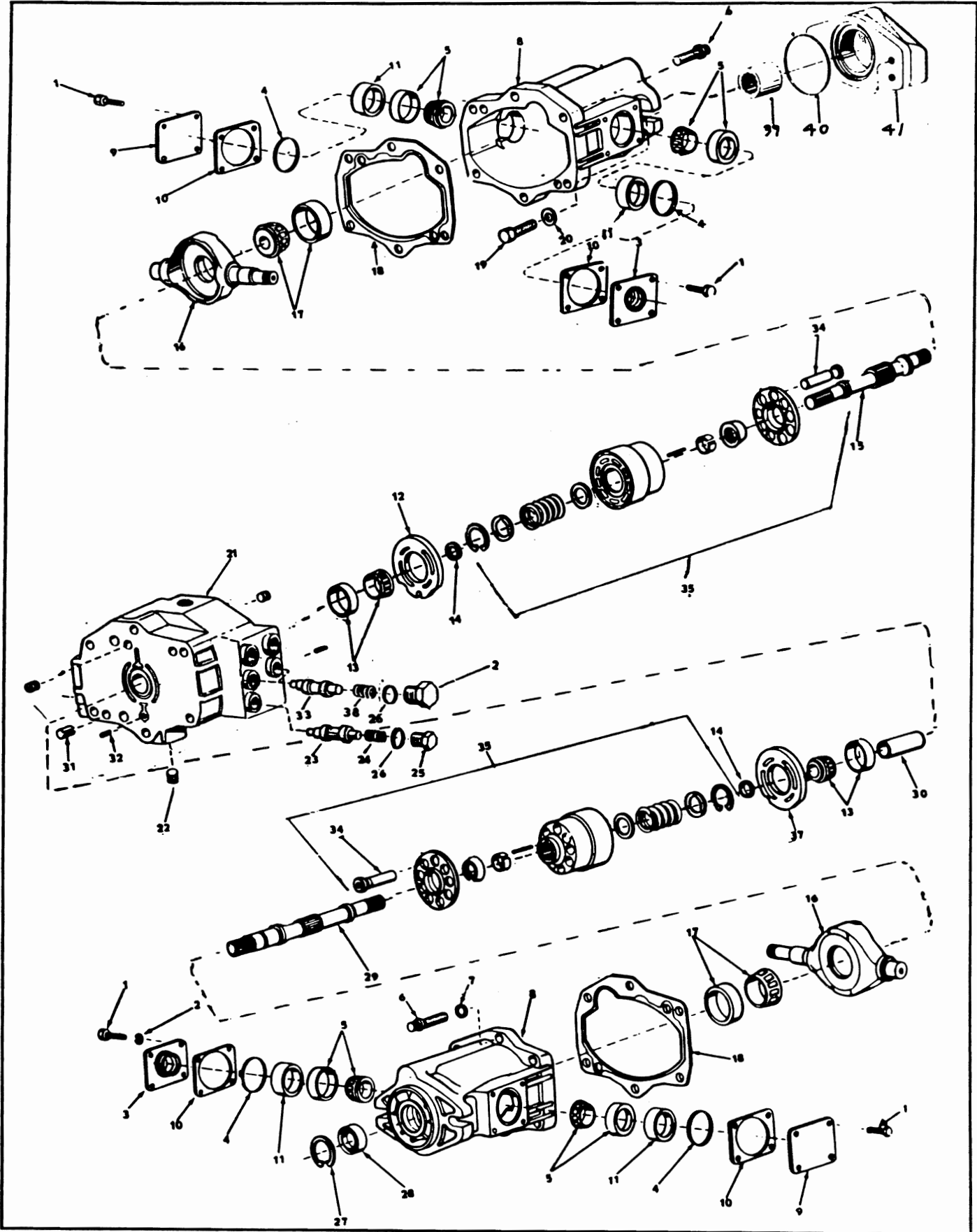
Flat Surface (new design)



(8) Bolts on Cover (old design)

(4) Bolts on Cover (new design)

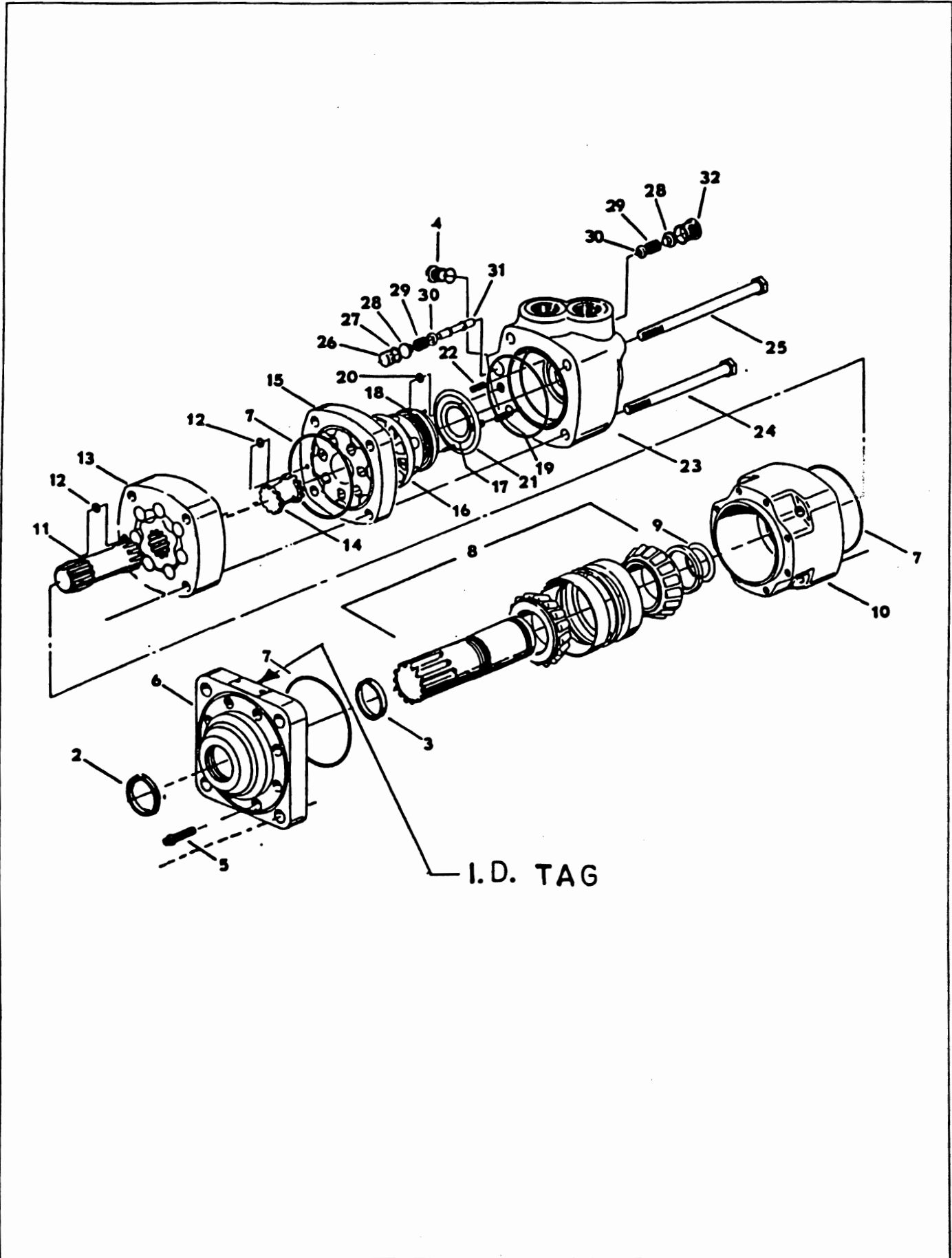
HYDROSTATIC UNIT



HYDROSTATIC UNIT

REF	QTY	PART NUMBER	DESCRIPTION	START SERIAL #	END SERIAL #
	1	170-34152	Hydro Assembly w/Double Gear Pump		8403244
	1	170-34112	Hydro Assembly w/Double Gear Pump	8403255	4461933
		170-34455	Hydro Assembly w/Double Gear Pump	4461943	
1	16	310-12069	Hex Head Screw, 1/4 - 20NC x 1/2		
2	4	230-32530	Plug		
3	2	160-32397	Pintle Cover with Seal		
4	4	350-32372	O-Ring		
5	4	010-32311	Bearing, Cone and Cup		
6	12	310-32417	Screw		
8	2	160-32399	Housing		
9	2	160-32398	Cover		
10	4	190-32463	Shim Kit		
11	4	360-32423	Pintle Bearing Spacer		
12	1	160-32689	Wafer Plate		
13	2	010-32312	Bearing, Cone and Cup		
14	2	190-32464	Bearing Spacer Kit		
15	1	320-32640	Intermediate Shaft		
16	2	250-32383	Yoke		
17	2	010-32313	Bearing, Cone and Cup		
18	2	130-32155	Gasket		
19	2	310-21382	Hex Head Screw		
20	2	400-10093	Washer		
21	1	160-32401	Valve Block		
22	3	230-27193	Plug		
23	1	170-33022	Poppet		
24	1	380-32384	Spring (color coded)		
25	1	230-32546	Plug		
26	5	350-32288	O-Ring		
27	1	350-32373	Retaining Ring		
28	1	335-32190	Seal Shaft		
29	1	320-32425	Shaft		
30	1	100-32117	Coupling		
31	4	220-32470	Pin		
32	2	220-32405	Pin, Dowel		
33	4	170-34085	Replenishing Check and Relief Valve (4500 psi)		
34	1	190-32468	Piston and Shoe Kit (9 pistons)		
35	1	190-32466	Rotating Group Kit		
36	1	190-32465	Seal Kit (consists of items 4, 18 and 26)		
37	1	160-32690	Wafer Plate		
38	4	380-32317	Spring		
39	1	100-32144	Coupling, Gear Pump		
40	1	335-32227	O-Ring		
41	1	170-34084	Gear Pump Adapter		

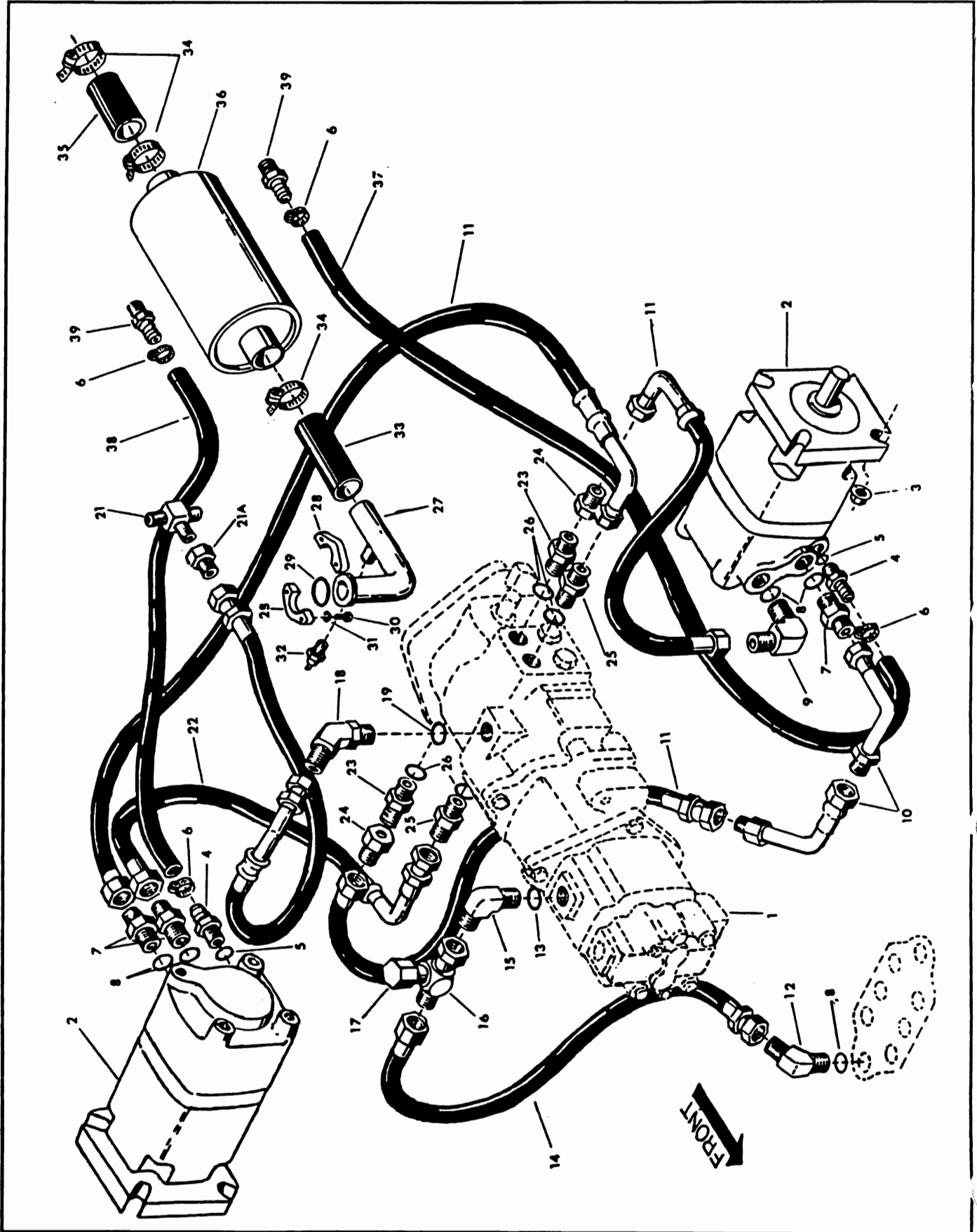
HYDRAULIC MOTORS



HYDRAULIC MOTORS

REF	QTY	PART NUMBER	DESCRIPTION
	1	250-32586	Motor Complete I.D. Dash -006, Replaces 250-32576, Dash -004
1	1	190-32733	Seal Repair Kit Motor I.D. Dash -004
		190-32603	Seal Repair Kit Motor I.D. Dash -006
2	1	See Kit	Dust Seal
3	1	See Kit	Shaft Seal
4	1	230-32513	Plug Assembly
5	8	310-32526	Screw Cap Motor I.D. Dash -004
	8	310-32597	Screw Cap Motor I.D. Dash -006
6	1	160-32743	Retainer Front Motor I.D. Dash -004
	1	160-32804	Retainer Front Motor I.D. Dash -006
7		See Kit	Seal
8	1	320-32641	Shaft Assembly Consists of Shaft, Bearing, Spacer and Retaining Ring, Motor I.D. Dash -004
	1	320-32657	Shaft Assembly Consists of Shaft, Bearing, Spacer and Retaining Ring, Motor I.D. Dash -006
9		See Kit	Seal, Shaft Face
10	1	160-32744	Housing, Bearing, Motor I.D. Dash -004
	1	160-32803	Housing, Bearing, Motor I.D. Dash -006
11	1	320-32606	Drive, Main
12	2	See Kit	Seal
13	1	140-32243	Gerotor Assembly, Consists of Ring, Star and Roller
14	1	320-32596	Drive, Valve
15	1	160-32667	Plate Valve
16	1	170-33892	Valve
17		See Kit	Seal Inner
18	1	170-33891	Balancing Ring Assembly, Consists of Ring and Dowel Pins
19		See Kit	Seal
20		See Kit	Seal
21		See Kit	Seal Outer
22	2	380-32325	Spring, Compression
23	1	160-32672	Valve Housing
24	3	310-32543	Bolt 5 1/4" Long
25	1	310-32527	Bolt 5 1/2" Long
26	1	230-32512	Plug
27	1	350-32443	Seal, Included in Seal Kit Also
28	2	360-32521	Sleeve, Dash Pot
29	2	380-32343	Spring
30	2	170-33655	Poppet
31	1	170-33654	Piston
32	1	230-32477	Plug Assembly

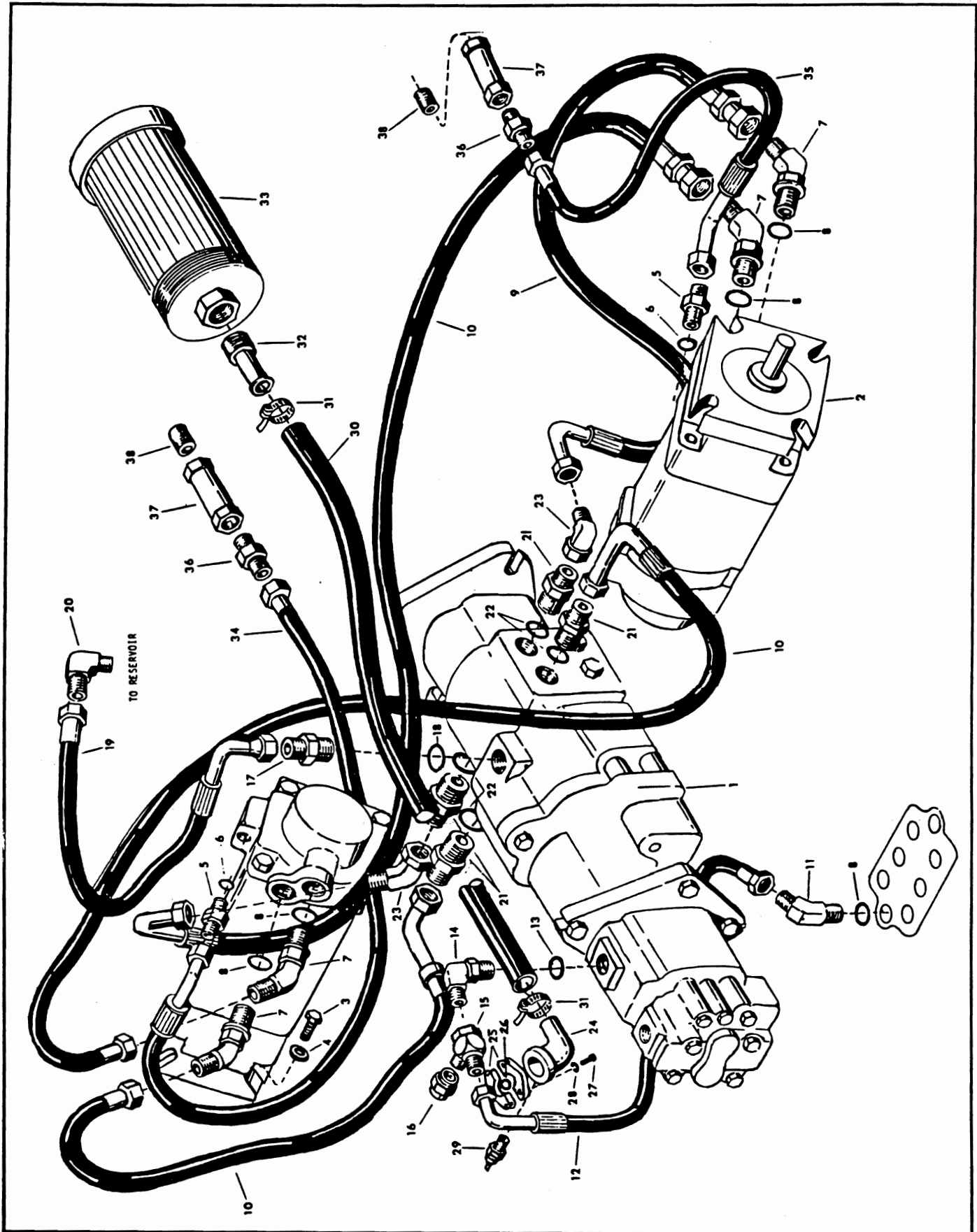
HYDROSTATIC PLUMBING (PRIOR TO SERIAL #9405758)



HYDROSTATIC PLUMBING (PRIOR TO SERIAL #9405758)

REF	QTY	PART NO.	DESCRIPTION
1	1	170-34112	Hydrostatic Pump Assembly
2	2	250-32586	Hydraulic Motor Assembly
3	8	210-32113	Nut Hex Flanged ½ - 13 NC
4	2	230-32506	Beaded Insert 9/16 SAE to 3/8 Hose Orificed
5	2	350-32422	O-Ring 9/16
6	4	420-21748	Clamp, Hose
7	3	230-18125	Straight Connector 1 1/16 JIC to 7/8 SAE
8	5	350-32424	O-Ring 7/8
9	1	230-29393	Adjustable Elbow 90 Degrees 1 1/16 JIC to 7/8 SAE
10	2	230-32556	Elbow 90 Degrees 1 1/16 JIC male to 1 1/16 JIC Swivel female
11	3	170-34115	Hydraulic Hose and Tube Assembly
12	1	230-32212	Adjustable Elbow 45 Degrees 7/8 SAE to 7/8 JIC
13	1	350-32423	O-Ring ¾
14	1	170-34121	Hydraulic Hose and Tube Assembly
15	1	230-32219	Adjustable Elbow 90 Degrees ¾ SAE to 7/8 JIC
16	1	230-32255	Swivel Female Run Tee 7/8 JIC
17	1	230-20610	Cap Nut 7/8 JIC
18	1	230-32192	Adjustable Elbow 45 Degrees 1 1/16 SAE to 1 1/16 JIC
	1	230-32561	Straight Connector 1 1/16 SAE to ¾ JIC, Used Starting with Serial No. 8402003
19	1	350-27267	O-Ring 1 1/16
20	1	170-34116	Hydraulic Hose and Tube Assembly
		170-34123	Hydraulic Hose and Tube Assembly, Used Starting with Serial No. 8402003
21	1	230-32272	Male Run Tee 1 1/16 JIC to ¾ NPT
21A	1	230-32568	Adaptor Straight 1 1/16 JIC to 7/8 JIC, Used Starting with Serial No. 8402003
22	1	170-32952	Hydraulic Hose and Tube Assembly
23	2	230-32189	Straight Connector 1 5/16 SAE to 1 5/16 JIC
24	2	230-32557	Flare Swivel Reducer 1 1/16 JIC to 1 5/16 JIC
25	2	230-32354	Straight Connector 1 5/16 SAE to 1 1/16 JIC
26	4	350-32426	O-Ring 1 5/16
27	1	170-34120	Suction Tube Assembly
28	2	230-32558	Split Flange Half 1½
29	1	350-21132	O-Ring 1½
30	4	310-11496	Screw Cap 7/16 - 14 NC x 1½
31	4	400-10548	Washer Lock 7/16
32	1	090-32164	Temperature Switch
33	1	170-33857	Hose Suction
34	4	420-18139	Clamp, Hose 2½
35	1	170-34119	Hose Suction
36	1	170-34025	Strainer, Inline
37	1	420-33341	Hose, Case Drain
38	1	170-33504	Hose, Case Drain
39	2	420-34594	Tube Case Drain

HYDROSTATIC PLUMBING (START SERIAL #9405759 - END SERIAL #1424997)

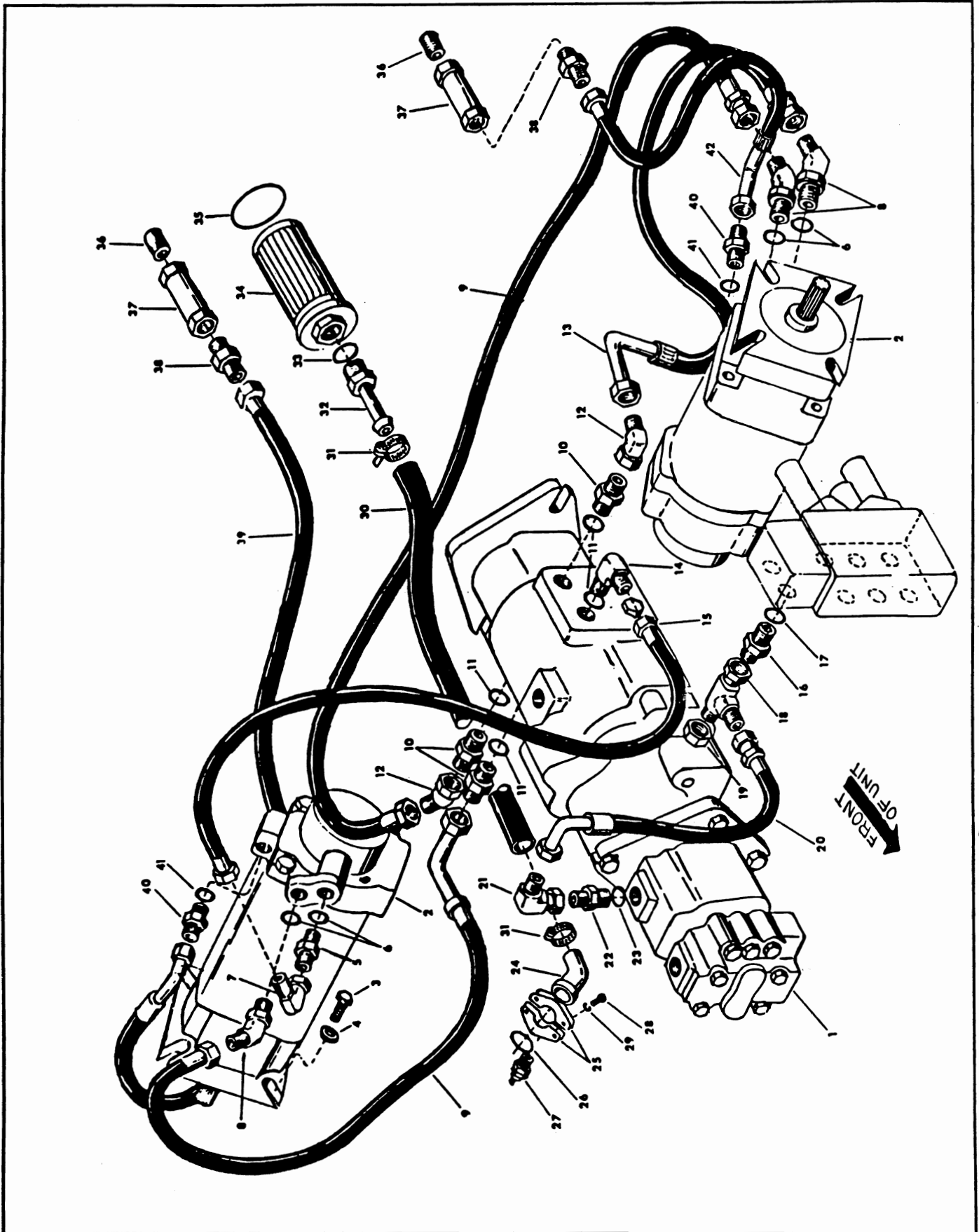


HYDROSTATIC PLUMBING

(START SERIAL #9405759 - END SERIAL #1424997)

REF	QTY	PART NO.	DESCRIPTION
1	1	170-34112	Hydrostatic Pump Assembly
2	2	250-32586	Hydraulic Motor Assembly
3	8	310-20675	Screw Cap ½ - 13 NC x 2¼
4	8	400-28850	Washer Special
5	2	230-19166	Connector Straight 9/16 SAE to 9/16 JIC
6	2	350-32422	O-Ring 9/16
7	4	230-32511	Adjustable Elbow 45 Deg. 1 1/16 JIC to 7/8 SAE
8	5	350-32424	O-Ring 7/8
9	1	170-34115	Hydraulic Hose and Tube Assembly
10	3	170-34162	Hydraulic Hose and Tube Assembly
11	1	230-32212	Adjustable Elbow 45 Deg. 7/8 SAE to 7/8 JIC
12	1	170-34163	Hydraulic Hose and Tube Assembly
13	1	350-32423	O-Ring ¾
14	1	230-32219	Adjustable Elbow 90 Deg. ¾ SAE to 7/8 JIC
15	1	230-32255	Swivel Female Run Tee 7/8 JIC
16	1	230-20610	Cap Nut 7/8 JIC
17	1	230-32561	Straight Connector 1 1/16 SAE to ¾ JIC
18	1	350-27267	O-Ring 1 1/16
19	1	170-34123	Hydraulic Hose and Tube Assembly
20	1	230-32261	Adaptor Elbow 45 Deg. 7/8 JIC to ¾ NPT
21	4	230-32354	Straight Connector 1 5/16 SAE to 1 1/16 JIC
22	4	350-32426	O-Ring 1 5/16
23	2	230-32578	Elbow 45 Deg. 1 1/16 JIC male to 1 1/16 Swivel female
24	1	170-34159	Suction Tube Assembly
25	2	230-32558	Split Flange Half 1 1/4
26	1	350-21132	O-Ring 1 1/2
27	4	310-11496	Screw Cap 7/16 - 14 NC x 1¼
28	4	400-10548	Washer Lock 7/16
29	1	090-32164	Temperature Switch
30	1	170-34164	Hose, Suction
31	2	420-18139	Clamp, Hose 2½
32	1	230-32575	Adapter 1½ NPT - 1½ Hose
33	1	170-34154	Strainer, in tank
34	1	170-34166	Hydraulic Hose and Tube Assembly
35	1	170-34167	Hydraulic Hose and Tube Assembly
36	2	230-18889	Adapter 9/16 JIC to 3/8 NPT
37	2	170-34165	Check Valve 3/8 NPT
38	2	230-32237	Nipple Close, 3/8 NPT

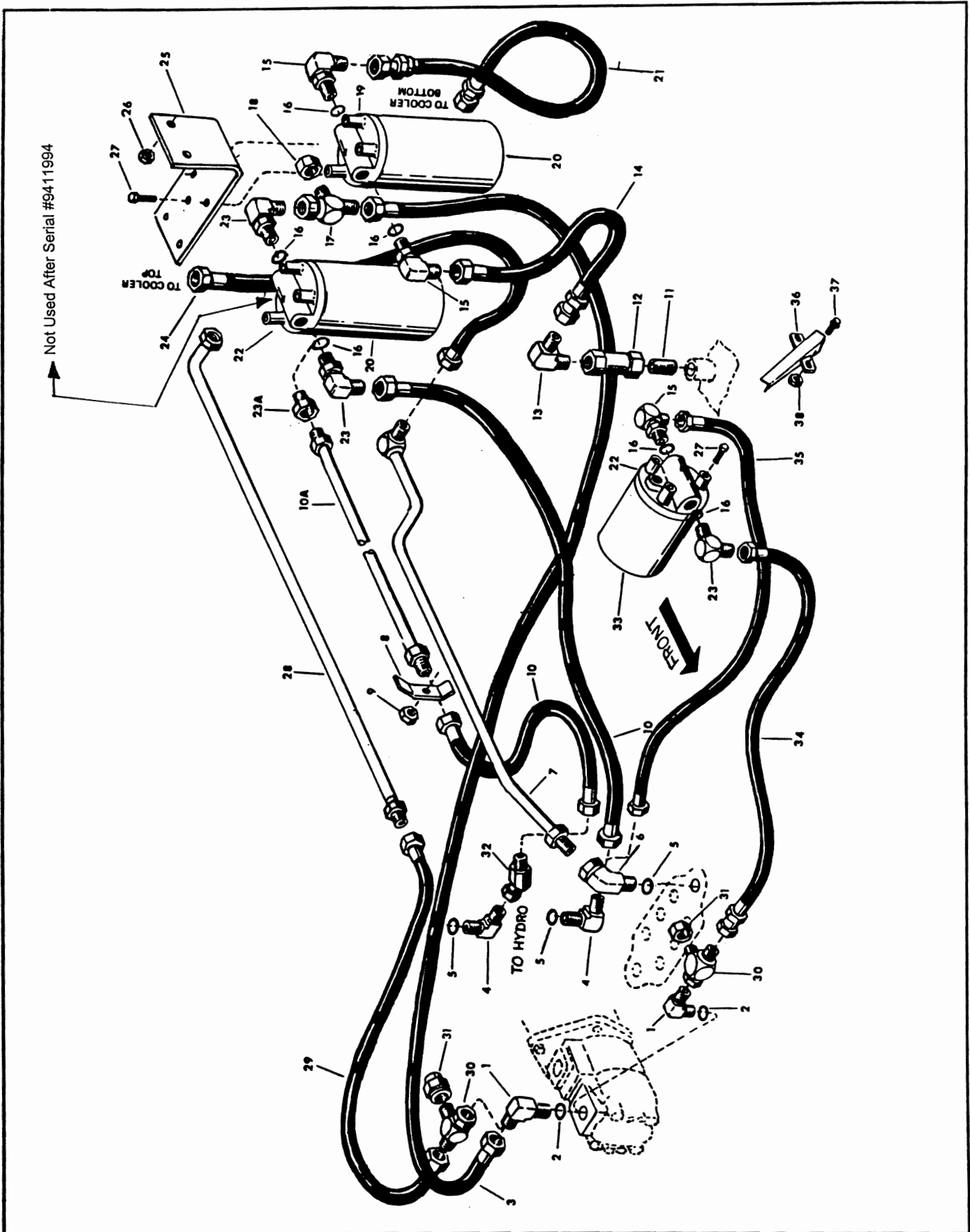
HYDROSTATIC PLUMBING (STARTING SERIAL #1425008)



HYDROSTATIC PLUMBING (STARTING SERIAL #1425008)

REF	QTY	PART NUMBER	DESCRIPTION	START SERIAL #	PRIOR-SERIAL #
1	1	170-34112	Hydrostatic Pump Assembly	4461943	4461943
		170-34455	Hydrostatic Pump Assembly		
2	2	250-32586	Hydraulic Motor Assembly		
3	8	310-20675	Screw Cap 1/2 - 13NC x 2 3/4		
4	8	400-28850	Washer, Special		
5	1	230-18125	Straight Connector 1 1/16 JIC - 7/8 SAE		
6	4	350-32424	O-Ring 7/8		
7	1	230-32502	Swivel Adapter Elbow 90 deg. 1 1/16 JIC		
8	3	230-32511	Adjustable Elbow 45 deg. 1 1/16 JIC - 7/8 SAE		
9	2	170-34162	Hydraulic Hose and Tube Assembly		
10	3	230-32354	Straight Connector 1 5/16 SAE - 1 1/16 JIC		
11	4	350-32426	O-Ring 1 5/16		
12	2	230-32578	Elbow 45 deg. 1 1/16 JIC		
13	1	170-34115	Hydraulic Hose and Tube Assembly		
14	1	230-32280	Adjustable Elbow 90 deg. 1 5/16 SAE - 1 1/16 JIC		
15	1	170-33792	Hydraulic Hose Assembly		
16	1	230-32266	Straight Connector 1 1/16 SAE - 7/8 JIC		
17	1	350-27267	O-Ring 1 1/16		
18	1	230-32255	Swivel Female Run Tee 7/8 JIC		
19	1	230-20610	Cap Nut 7/8 JIC		
20	1	170-34163	Hydraulic Hose and Tube Assembly		
21	1	230-32300	Swivel Elbow 90 deg. 7/8 JIC		
22	1	230-32571	Straight Connector 3/4 SAE - 7/8 JIC, 1/2 I.D.		
23	1	350-32423	O-Ring 3/4		
24	1	170-34159	Suction Tube Assembly		
25	2	230-32558	Split Flange Half 1 1/4		
26	1	350-21132	O-Ring 1 1/2		
27	1	090-32164	Temperature Switch		
28	4	310-11496	Screw Cap 7/16 - 14NC x 1 1/4		
29	4	400-10548	Washer Lock 7/16		
30	1	170-34196	Hose, Suction		
31	2	420-34803	Clamp Hose 2 1/2		
32	1	230-32593	Adapter 1 7/8 SAE - 1 1/2 Hose		
33	1	350-32428	O-Ring 1 7/8		
34	1	170-34255	Strainer		
35	1	350-32499	O-Ring		
36	2	230-32237	Nipple Close 3/8 NPT		
37	2	170-34165	Check Valve 3/8 NPT		
38	2	230-18889	Adapter 9/16 JIC to 3/8 NPT		
39	1	170-34166	Hydraulic Hose and Tube Assembly		
40	2	230-19166	Connector Straight 9/16 SAE - 9/16 JIC		
41	2	350-32422	O-Ring 9/16		
42	1	170-34167	Hydraulic Hose and Tube Assembly		

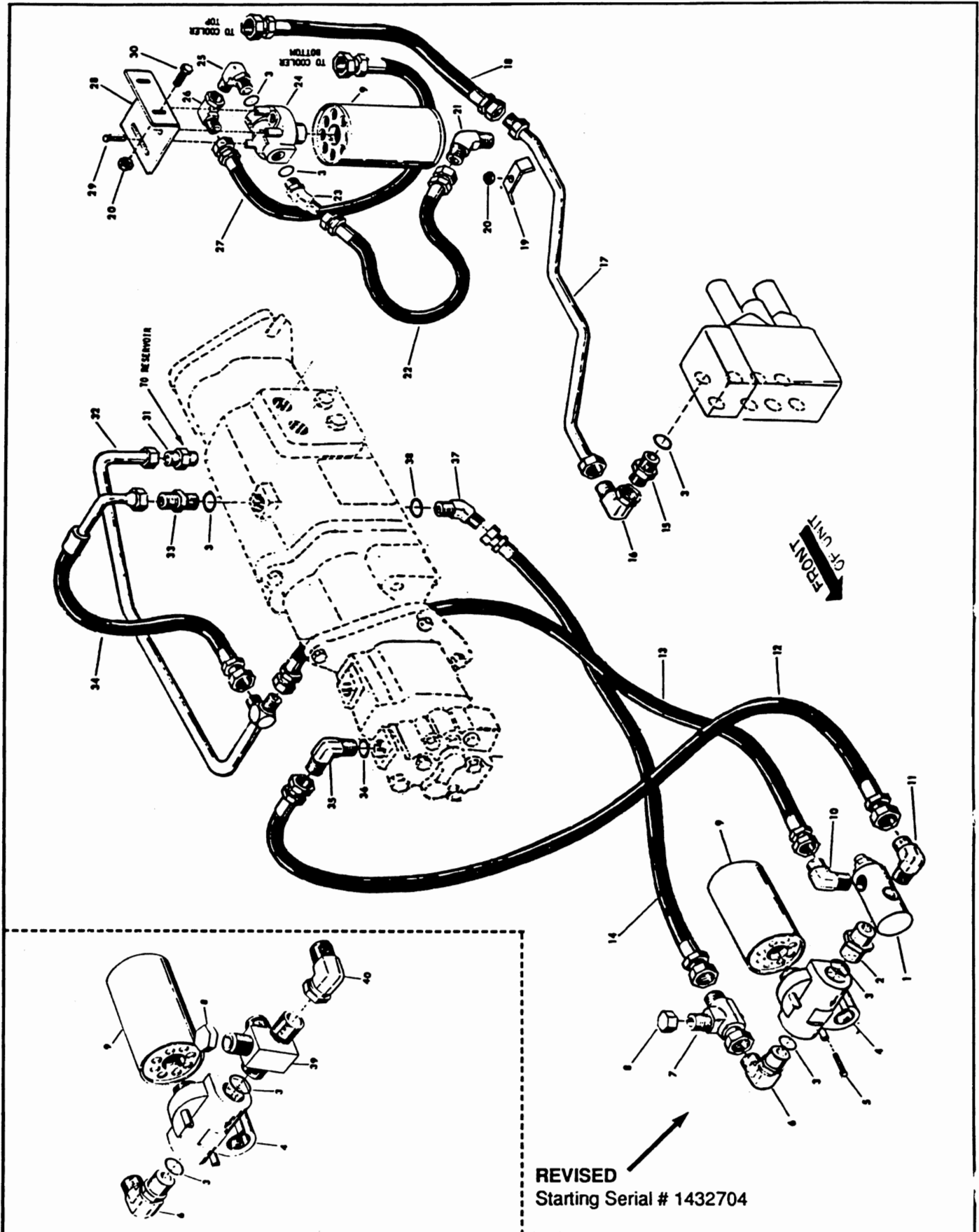
CHARGE, COOLER & RETURN PLUMBING (PRIOR TO SERIAL #1424997)



CHARGE, COOLER & RETURN PLUMBING (PRIOR TO SERIAL #1424997)

REF	QTY	PART NUMBER	DESCRIPTION	START SERIAL#	PRIOR-SERIAL#
1	1	230-32219	Adj.El.90 deg.3/4SAE-7/8JIC		
2	1	350-32423	O-Ring 3/4		
3	1	170-32221	Hydraulic Hose Assembly		9405758
4	1	230-20607	Adj.El.90deg.7/8SAE-7/8JIC		9408491
		230-29393	Adj.El.90 deg.7/8SAE-1 1/16JIC	9408602	
5	2	350-32424	O-Ring 7/8		
6	1	230-32511	Adj.El.45 deg.7/8SAE-1 1/16JIC		9405758
		230-18125	Conn. Str. 7/8SAE-1 1/16 JIC	9405759	
7	1	170-34122	Hydraulic Line Assembly		9405758
		170-34158	Hydraulic Line Assembly	9405759	
8	2	390-29164	Clamp, Tubing		
9	2	210-19434	Nut Hex Whizlock 3/8-16 NC		
10	1	170-34118	Hydraulic Hose & Tube Assembly		9405758
		170-32947	Hydraulic Hose Assembly	9405759	9408491
		170-33358	Hydraulic Hose Assembly	9408602	9411994
10A	1	170-34156	Hydraulic Line Assy 5/8 O.D.	9405759	9408491
		170-34199	Hydraulic Line Assy 3/4 O.D.	9408602	9411994
11	1	230-18821	Nipple, Close 3/4 NPT		9405758
12	1	170-32370	Check Valve		9405758
13	1	230-16714	Adap.El.90deg.3/4NPT-1 1/16JIC		
		230-16717	Adap. Str. 3/4NPT- 1 1/16JIC. Used on some units before Serial #9405759.		
14	1	170-32187	Hydraulic Hose Assembly		
15	2	230-18316	Adj.El.90 deg.1 1/16 SAE-1 1/16JIC		
16	4	350-27267	O-Ring 1 1/16		
17	1	230-32255	Swivel Female Run Tee 7/8 JIC		9405758
18	1	230-20610	Cap Nut 7/8 JIC		9405758
19	1	170-33996	Base, Filter (w/Bypass Valve)		
20	2	170-33635	Filter, Element		
21	1	170-33357	Hydraulic Hose Assembly		
22	1	170-33797	Base, Filter (w/o Bypass Valve)		
23	2	230-32317	Adj.El.90 deg.7/8JIC-1 1/16SAE		
23A	1	230-32266	Conn. Str. 7/8JIC- 1 1/16 SAE	9405759	9408491
		230-18318	Conn. Str. 1 1/16JIC- 1 1/16SAE	9408602	9411994
24	1	170-34117	Hydraulic Hose Assembly		9413846
		170-34194	Hydraulic Hose Assembly	0414107	
25	1	040-33454	Bracket Mounting Oil Filter		9411994
		040-33400	Bracket Mounting Oil Filter	9412405	
26	2	210-19434	Nut Hex Whizlock 3/8 - 16 NC		
27	6	310-19473	Screw Cap 5/16-18NC x 3/4		
28	1	170-34155	Hydraulic Line Assembly	9405759	9411994
29	1	170-32947	Hydraulic Hose Assembly	9405759	9411994
30	1	230-32255	Swivel Female Run Tee 7/8 JIC	9405759	
31	1	230-20610	Cap Nut 7/8 JIC	9405759	
32	1	230-32578	Elbow Swivel 45 Deg. 1 1/16 JIC	9408602	9411994
33	1	170-34223	Element Filter	9412405	
34	1	170-29410	Hydraulic Hose Assembly	9412405	
35	1	170-29412	Hydraulic Hose Assembly	9412405	
36	1	330-33433	Trough, Drip	9412405	
37	2	310-19834	Screw Cap 1/4-20NC x 3/4	9412405	
38	2	210-19469	Nut Hex Whizlock 1/4-20 NC	9412405	

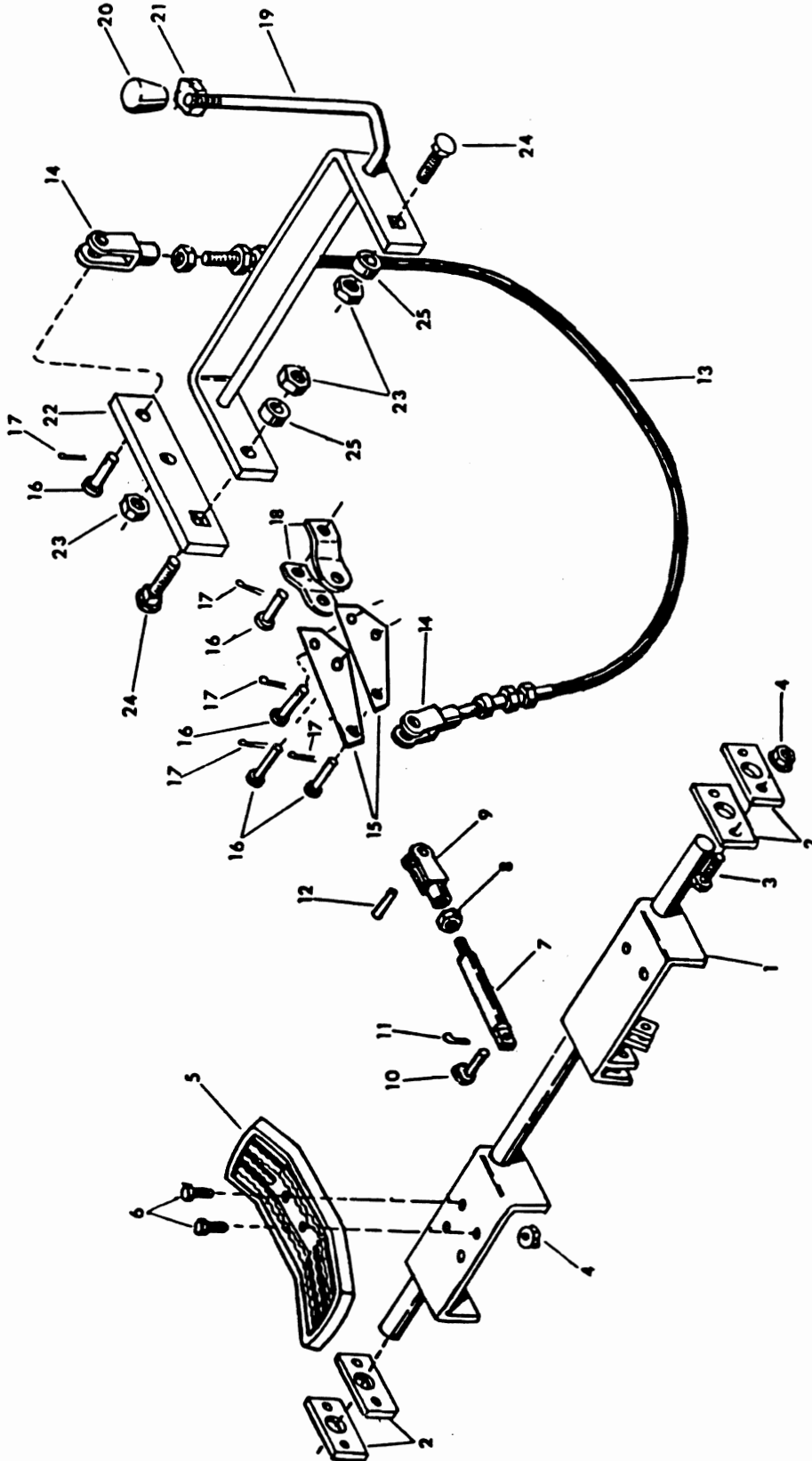
CHARGE, COOLER & RETURN PLUMBING (STARTING SERIAL #1425008)



CHARGE, COOLER & RETURN PLUMBING (STARTING SERIAL #1425008)

REF	QTY	PART NUMBER	DESCRIPTION	START SERIAL #	PRIOR-SERIAL #
1	1	170-34248	Relief Valve		1432704
2	1	230-21853	Adapter Straight 1 1/16 SAE-3/4 NPT		1432704
3	6	350-27267	O-Ring 1 1/16		
4	1	170-33797	Base Filter		
5	3	310-19474	Screw Cap Whiz Lock 5/16 - 18 NC x 1		
6	1	230-32317	Adjustable Elbow 90 deg. 1 1/16 SAE-7/8 JIC		
7	1	230-32255	Swivel Female Run Tee 7/8 JIC		1432704
8	1	230-20610	Cap Nut 7/8 JIC		
9	2	170-33635	Filter Element		
10	1	230-27255	Adapter Elbow 90 deg. 7/8 JIC-1/2 NPT		
11	1	230-32215	Adapter Elbow 90 deg. 7/8 JIC-3/4 NPT		1432704
12	1	170-34148	Hydraulic Hose Assembly		
13	1	170-34254	Hydraulic Hose Assembly		
14	1	170-33412	Hydraulic Hose Assembly		
15	1	230-18318	Straight Connector 1 1/16 SAE-1 1/16 JIC		
16	1	230-32502	Swivel Adapter Elbow 90 deg. 1 1/16 JIC		
17	1	170-34256	Hydraulic Line Assembly		3450422
	1	170-34441	Hydraulic Hose Assembly	3450502	
18	1	170-34117	Hydraulic Hose Assembly		3450422
19	1	390-29164	Clamp		3450422
	2	390-32768	Clamp	3450502	
20	1	210-19434	Nut Hex Whizlock 3/8-16 NC		
21	1	230-32532	Adapter Elbow 45 deg. 3/4 NPT-1 1/16 JIC		
22	1	170-32187	Hydraulic Hose Assembly		
23	1	230-32192	Adjustable Elbow 45 deg. 1 1/16 SAE-1 1/16 JIC		
24	1	170-33996	Base Filter w/by pass		
25	1	230-18316	Adjustable Elbow 90 deg. 1 1/16 SAE-1 1/16 JIC		
26	1	230-32502	Swivel Adapter Elbow 90 deg. 1 1/16 JIC		
27	1	170-33357	Hydraulic Hose Assembly		
28	1	040-33400	Bracket, Filter Mount		
29	3	310-19473	Screw Cap Whizlock 5/16-18 NC x 3/4		
30	2	310-19476	Screw Cap Whizlock 3/8-16 NC x 1		
31	1	230-16717	Adapter, Straight 1 1/16 JIC-3/4 NPT		
32	1	170-34253	Hydraulic Line Assembly		
33	1	230-32561	Straight Connector 1 1/16 SAE-3/4 JIC		
34	1	170-34252	Hydraulic Hose and Tube Assembly		
35	1	230-32219	Adjustable Elbow 90 deg. 3/4 SAE-7/8 JIC		
36	1	350-32423	O-Ring 3/4		
37	1	230-32212	Adjustable Elbow 45 deg. 7/8 SAE-7/8 JIC		
38	1	350-32424	O-Ring 7/8		
39	1	170-34293	Bypass Relief Valve	1432704	
40	1	230-32300	Swivel Elbow 90 deg. 7/8 JIC	1432704	

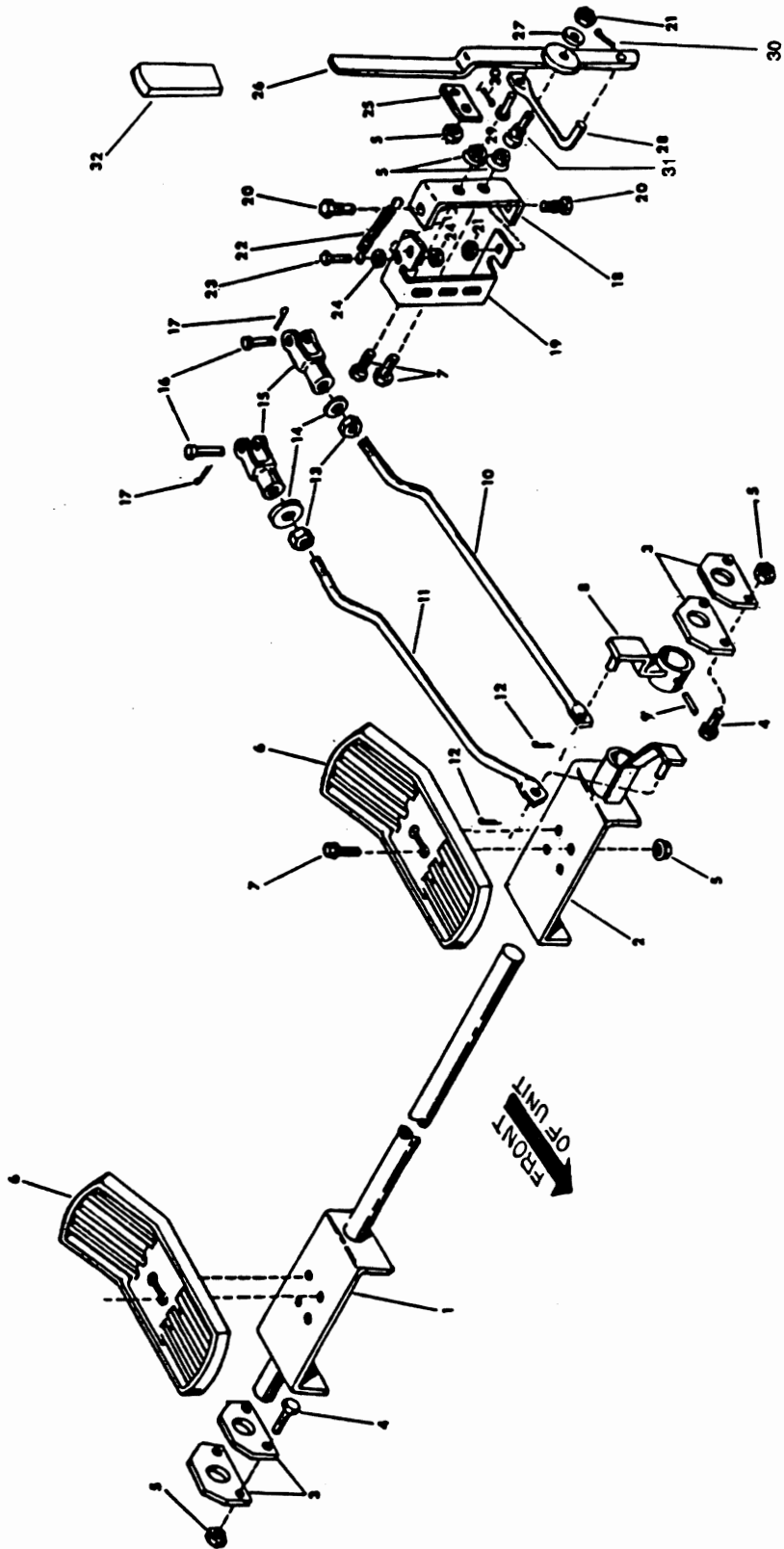
HYDRAULIC CONTROLS (PRIOR TO SERIAL #1424997)



HYDRAULIC CONTROLS (PRIOR TO SERIAL #1424997)

REF	QTY	PART NO.	DESCRIPTION	START SERIAL NO.	PRIOR TO SERIAL NO.
1	1	090-32362	Pedal Control Weldment		8403244
		090-32368	Pedal Control Weldment	8403255	
2	4	200-32597	Pivot, Pedal		
3	4	310-19477	Screw, Cap Whizlock 3/8 - 16 NC x 1 1/4		
4	8	210-19434	Nut, Hex, Whizlock 3/8 - 16 NC		
5	2	090-30303	Foot Pedal		
6	4	310-19476	Screw Cap Whizlock 3/8 - 16 NC x 1		
7	2	200-32593	Rod, Valve Control		
8	2	210-11128	Nut Hex 3/8 - 24 NF		
9	2	250-17425	Yoke		
10	2	220-11823	Pin, Clevis 3/8 Dia x 1 1/16		
11	2	220-10095	Pin, Cotter 3/32 Diameter x 1		
12	2	220-11086	Pin Roll, 1/4 Diameter x 1 1/2		
13	1	090-32358	Cable, Auxiliary		
14	2	200-32287	Yoke		
15	2	240-32071	Arm		
16	5	220-28739	Pin, Clevis 1/4 Diameter x 1		
17	5	220-19836	Pin, Cotter 1/16 Diameter x 3/4		
18	2	200-32595	Link, Auxiliary Valve to Arm		
19	1	090-32354	Auxiliary Lever Weldment		9405758
		090-32371	Auxiliary Lever Weldment	9405759	
20	1	420-34114	Knob		
21	1	210-18915	Nut Hex 3/8 - 16 NC		
22	1	240-32072	Arm, Auxiliary		9405758
		240-32073	Arm, Auxiliary	9405759	
23	3	210-11247	Nut Hex Centerlock 3/8 - 16 NC		
24	2	030-18479	Bolt, Carriage 3/8 - 16 NC x 1 1/4		
25	2	045-31419	Bushing, Oilite		

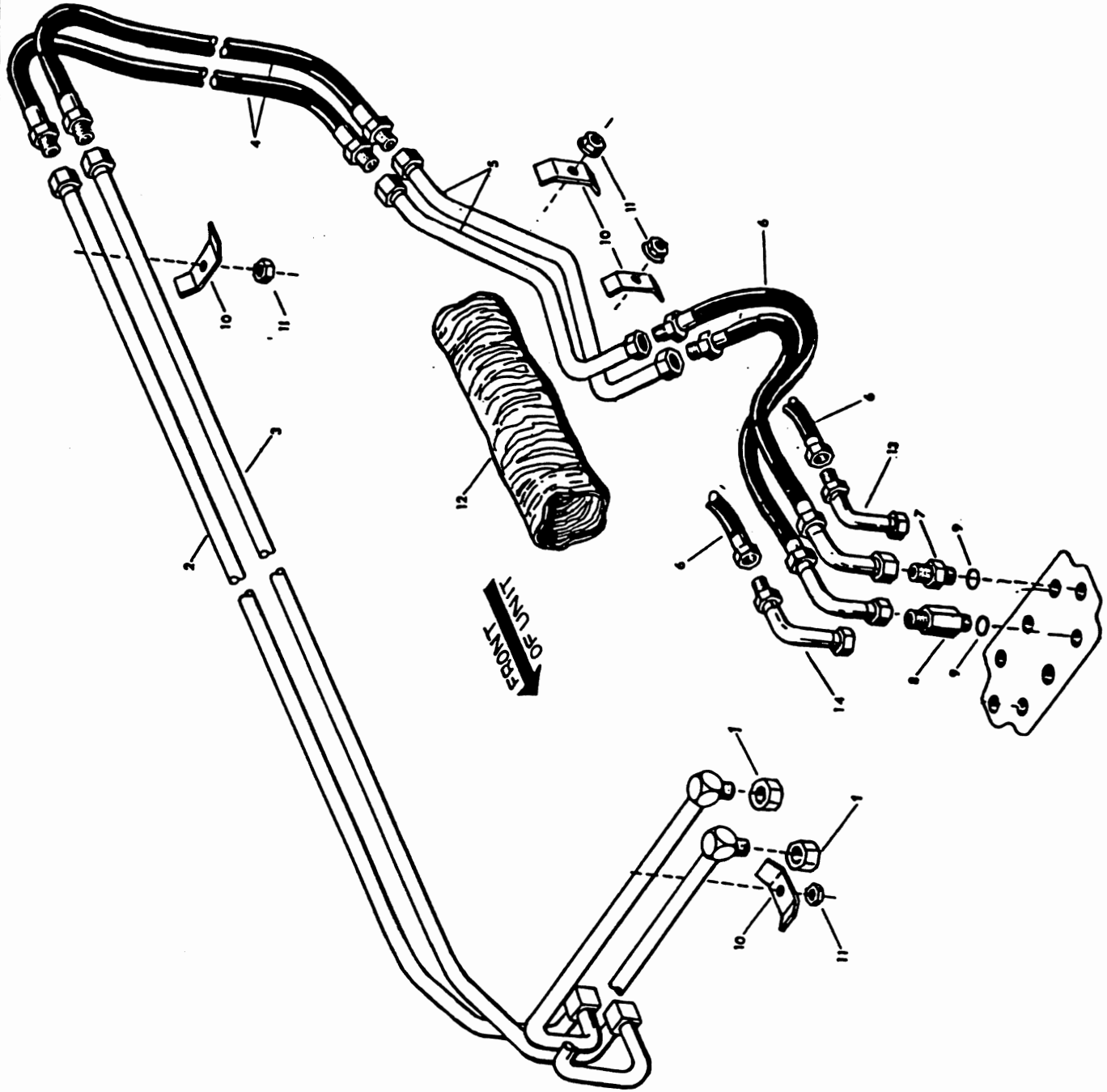
HYDRAULIC CONTROLS (STARTING SERIAL #1425008)



HYDRAULIC CONTROLS (STARTING SERIAL #1425008)

REF	QTY	PART NUMBER	DESCRIPTION	START SERIAL #	PRIOR-SERIAL #
1	1	090-32387	Foot Pedal Shaft Weldment		
2	1	090-32388	Lift Pedal Pivot Weldment		
3	4	200-32619	Pivot, Pedal Shaft		
4	4	310-19477	Screw Cap Whizlock 3/8-16 NC x 1 1/4		
5	11	210-19434	Nut Hex Whizlock 3/8-16 NC		
6	2	090-30303	Foot Pedal		
7	6	310-19476	Screw Cap Whizlock 3/8-16 NC x 1		
8	1	090-32389	Tilt Pedal Arm Weldment		
9	1	220-11086	Pin Roll 1/4 Dia. x 1 1/2		
10	1	290-32526	Rod, Control, Tilt		
11	1	290-32525	Rod, Control, Lift		
12	2	220-10095	Pin Cotter 3/32 dia. x 1		
13	2	210-11128	Nut Hex 3/8-24 NF		
14	2	400-32490	Washer Special		
15	2	250-18782	Clevis		
16	2	220-32596	Pin Clevis 5/16 dia. x 1 3/16		
17	2	220-19902	Pin Cotter 1/8 dia. x 3/4		
18	1	040-33498	Bracket, Spool Catch		
19	1	390-32735	Spool Catch		
20	2	030-31827	Bolt Shoulder		
21	2	210-10176	Nut Hex Centerlock 5/16-18 NC		
22	1	380-32385	Spring		2435497
		380-19053	Spring	2435497	
23	1	310-11115	Screw Cap 1/4-20 NC x 1 1/4		
24	2	210-10017	Nut Hex 1/4-20 NC		
25	1	040-33499	Anchor, Spring		2435497
26	1	090-32390	Lever, Auxiliary		
27	1	400-32338	Washer Wave		
28	1	290-32527	Link Auxiliary		
29	1	220-28739	Pin Clevis 1/4 dia. x 1		
30	1	220-19836	Pin Cotter 1/16 dia. x 3/4		
31	1	030-31918	Bolt Shoulder		
32	1	420-34900	Grip		

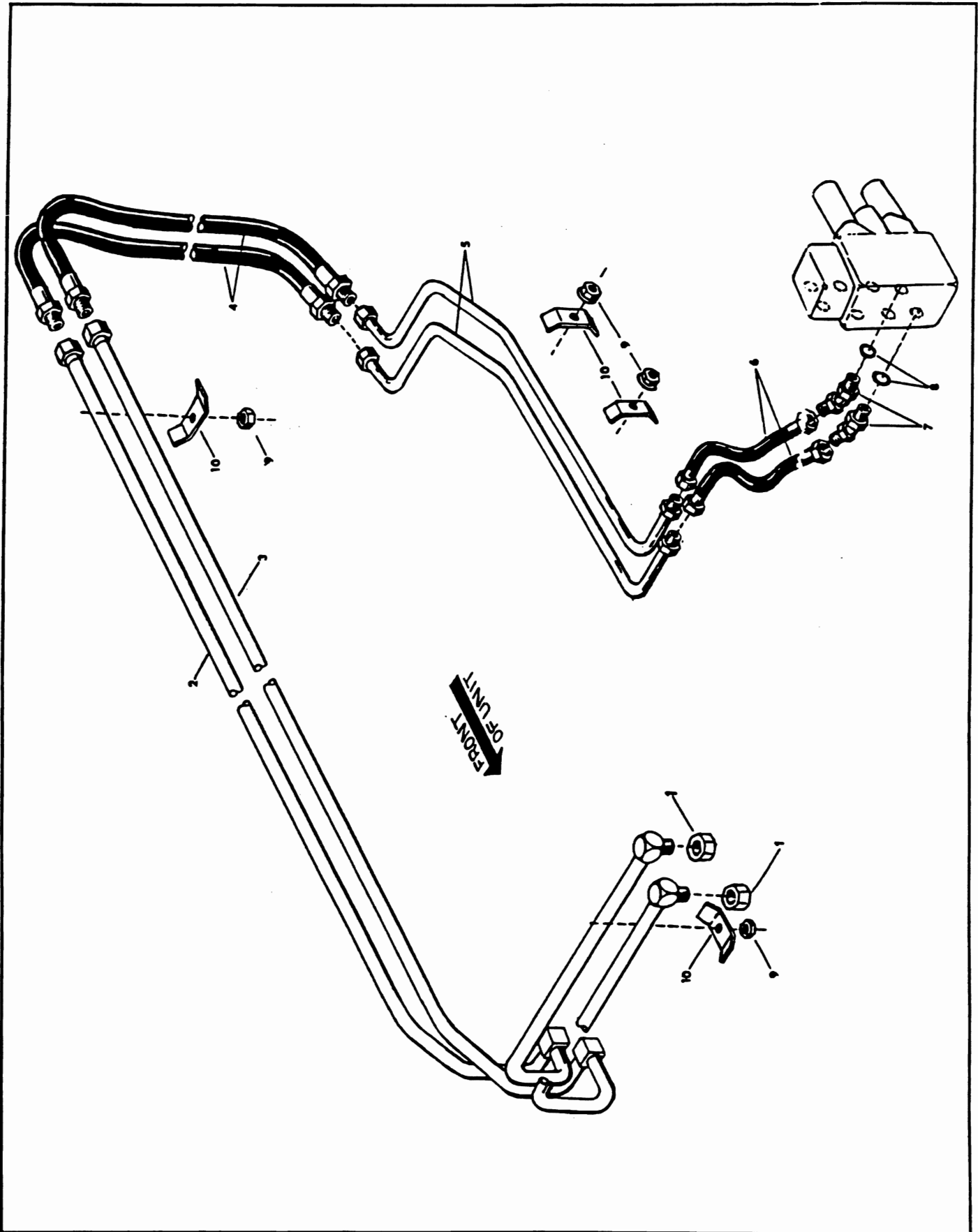
AUXILIARY CIRCUIT PLUMBING (PRIOR TO SERIAL #1424997)



AUXILIARY CIRCUIT PLUMBING (PRIOR TO SERIAL #1424997)

REF	QTY	PART NO.	DESCRIPTION	START SERIAL NO.	PRIOR TO SERIAL NO.
1	2	230-32297	Pipe Cap ½ NPT		
2	1	170-33883	Hydraulic Line Assembly (Outer)		
3	1	170-33882	Hydraulic Line Assembly (Inner)		
4	2	170-33884	Hydraulic Hose Assembly		
5	2	170-34126	Hydraulic Line Assembly		
6	2	170-34123	Hydraulic Hose and Tube Assembly		8403244
	2	170-34148	Hydraulic Hose Assembly	8403255	
7	1	230-18317	Straight Connector ¾ SAE - ¾ JIC		8403244
	2	230-30569	Straight Connector ¾ SAE - 7/8 JIC	8403255	
8	1	230-32559	Straight Connector Long ¾ SAE - ¾ JIC		8403244
9	2	350-32423	O-Ring ¾		
10	5	390-15909	Clip		
11	4	210-11247	Nut Hex, Centerlock 3/8 - 16 NC		
12	1	420-34891	Sleeve, Nylon		8403244
13	1	230-32572	Flare Swivel Elbow 90 DEG. 7/8 JIC	8403255	
14	1	170-31283	Hydraulic Line Assembly	8403255	

AUXILIARY CIRCUIT PLUMBING (STARTING SERIAL #1425008)



AUXILIARY CIRCUIT PLUMBING (STARTING SERIAL #1425008)

REF	QTY	PART NO.	DESCRIPTION
1	2	230-32297	Pipe Cap 1/2 NPT
2	1	170-33883	Hydraulic Line Assembly (Outer)
3	1	170-33882	Hydraulic Line Assembly (Inner)
4	2	170-34266	Hydraulic Hose Assembly
5	2	170-34265	Hydraulic Line Assembly
6	2	170-33357	Hydraulic Hose Assembly
7	2	230-32511	Adjustable Elbow 45 deg. 7/8 SAE-1 1/16 JIC
8	2	350-32424	O-Ring 7/8
9	6	210-11247	Nut Hex Centerlock 3/8-16 NC
10	6	390-15909	Clip

NOTE: Hydraulic Quick Coupler 1/2 NPT

100-21064 Coupler Complete 1 Male 1 Female

100-21263 Coupler Half Male

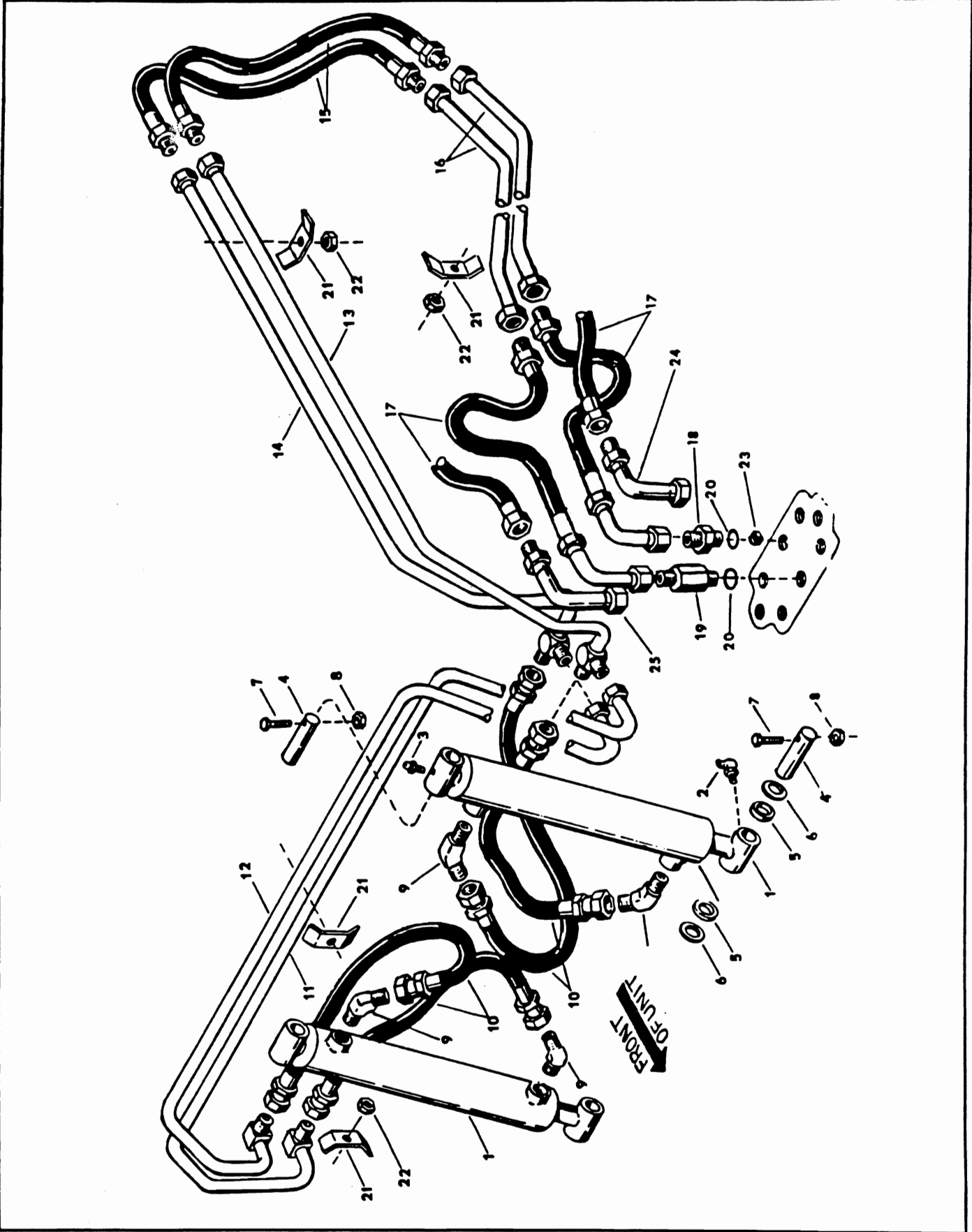
100-21264 Coupler Half Female

170-17029 Coupler Plug

170-17078 Coupler Cap

Optional
(Not Shown)

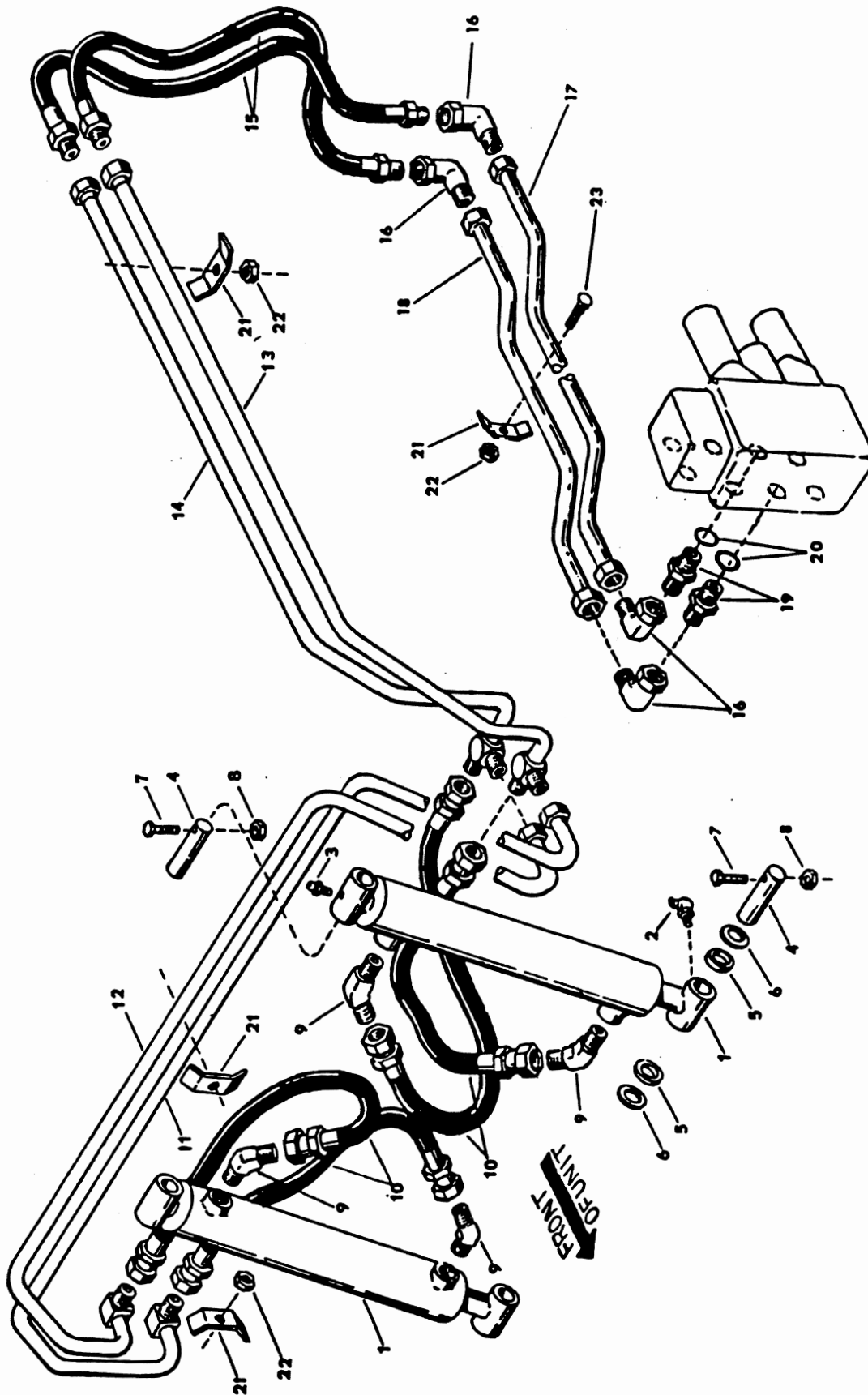
TILT CIRCUIT PLUMBING (PRIOR TO SERIAL #1424997)



TILT CIRCUIT PLUMBING (PRIOR TO SERIAL #1424997)

REF	QTY	PART NO.	DESCRIPTION	START SERIAL NO.	PRIOR TO SERIAL NO.
1	2	170-33872	Hydraulic Cylinder Assembly (Tilt)		
2	2	420-16024	Zerk, 90 Deg., 1/8 NPT		
3	2	420-18352	Zerk, 30 Deg., 1/8 NPT		
4	4	220-32630	Pivot Pin		
5	4	335-32203	Seal		
6	8	400-32412	Washer (shim)		
7	4	310-19539	Cap Screw 3/8 - 16 NC x 2½		
8	4	210-11247	Hex Nut, Center Lock 3/8 - 16 NC		
9	4	230-16718	Adaptor, 45 Deg. 3/8 NPT - ¾ JIC		
10	4	170-32939	Hydraulic Hose Assembly		
11	1	170-34092	Hydraulic Line Assembly (cyl. rod end)		
12	1	170-34091	Hydraulic Line Assembly (cyl. rod end)		
13	1	170-33881	Hydraulic Line Assembly (Outer)		
14	1	170-33880	Hydraulic Line Assembly (Inner)		
15	2	170-33884	Hydraulic Hose Assembly		
16	2	170-34124	Hydraulic Line Assembly		
17	2	170-34123	Hydraulic Hose and Tube Assembly		8403244
	2	170-34148	Hydraulic Hose Assembly	8403255	
18	1	230-18317	Straight Connector ¾ SAE - ¾ JIC		8403244
	2	230-30569	Straight Connector ¾ SAE - 7/8 JIC	8403255	
19	1	230-32559	Straight Connector Long ¾ SAE - ¾ JIC		8403244
20	2	350-32423	O-Ring ¾		
21	6	390-15909	Clip		
22	6	210-11247	Hex, Nut, Centerlock 3/8 - 16 NC		
23	1	170-33861	Orifice Plate		8403244
24	1	230-32572	Flare Swivel Elbow 90 Deg. 7/8 JIC	8403255	
25	1	170-31283	Hydraulic Line Assembly	8403255	

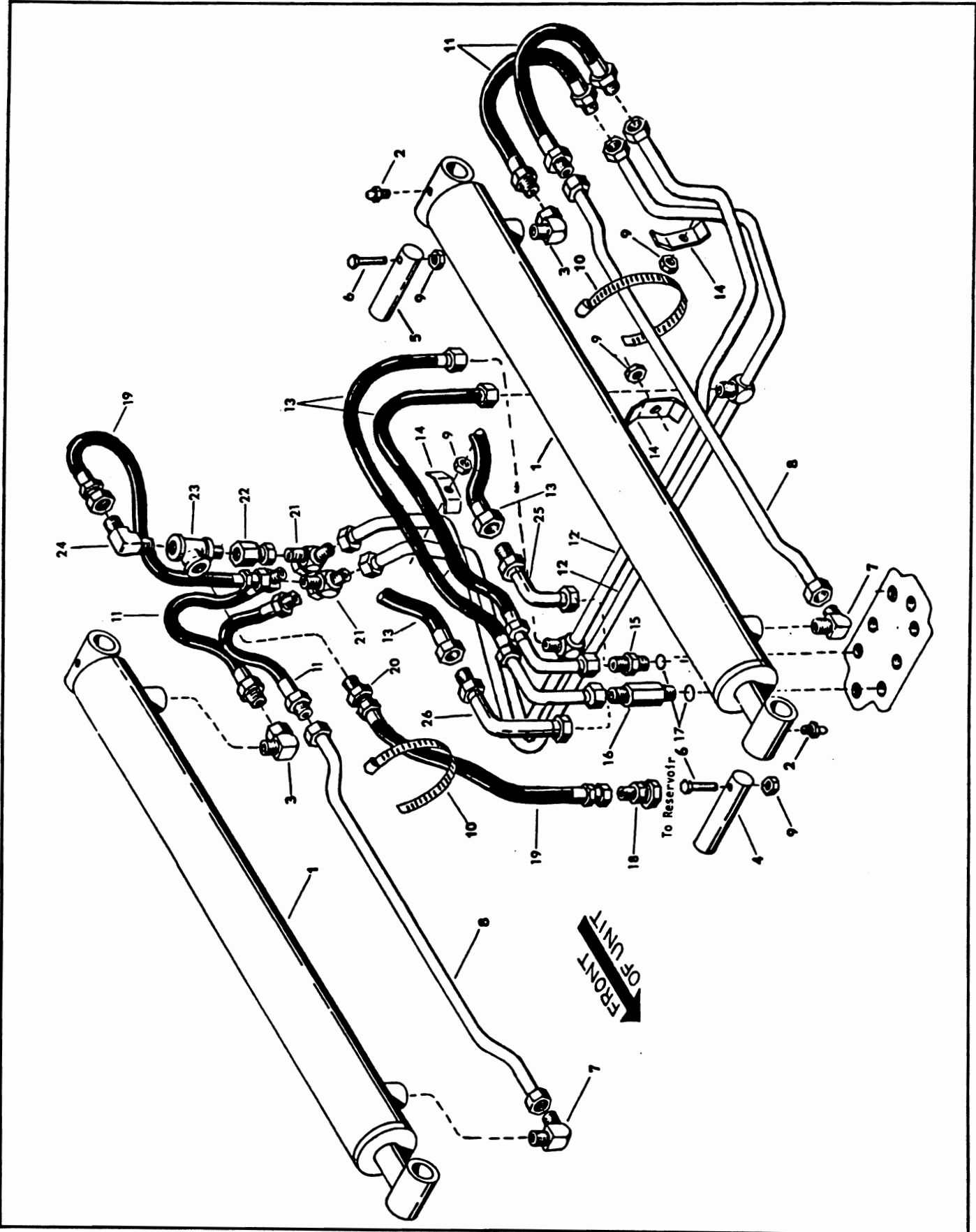
TILT CIRCUIT PLUMBING (STARTING SERIAL #1425008)



**TILT CIRCUIT PLUMBING
(STARTING SERIAL #1425008)**

REF	QTY	PART NO.	DESCRIPTION
1	2	170-33872	Hydraulic Cylinder Assembly (Tilt)
2	2	420-16024	Zerk, 90 deg., 1/8 NPT
3	2	420-18352	Zerk, 30 deg., 1/8 NPT
4	4	220-32530	Pivot Pin
5	4	335-32203	Seal
6	8	400-32412	Washer (shim)
7	4	310-19539	Cap Screw 3/8-16 NC x 2 1/2
8	4	210-11247	Hex Nut, Center Lock 3/8-16 NC
9	4	230-16718	Adapter, 45 deg. 3/8 NPT-3/4 JIC
10	4	170-32939	Hydraulic Hose Assembly
11	1	170-34092	Hydraulic Line Assembly (Cyl. Rod End)
12	1	170-34091	Hydraulic Line Assembly (Cyl. Rod End)
13	1	170-33881	Hydraulic Line Assembly (Outer)
14	1	170-33880	Hydraulic Line Assembly (Inner)
15	2	170-33884	Hydraulic Hose Assembly
16	4	230-32300	Swivel Elbow 90 deg. 7/8 JIC
17	1	170-34258	Hydraulic Line Assembly
18	1	170-34257	Hydraulic Line Assembly
19	2	230-18680	Straight Connector 7/8 SAE-7/8 JIC
20	2	350-32424	O-Ring 7/8
21	7	390-15909	Clip
22	7	210-11247	Nut Hex Centerlock 3/8-16 NC
23	1	030-18479	Bolt Carriage 3/8-16 NC x 1 1/4

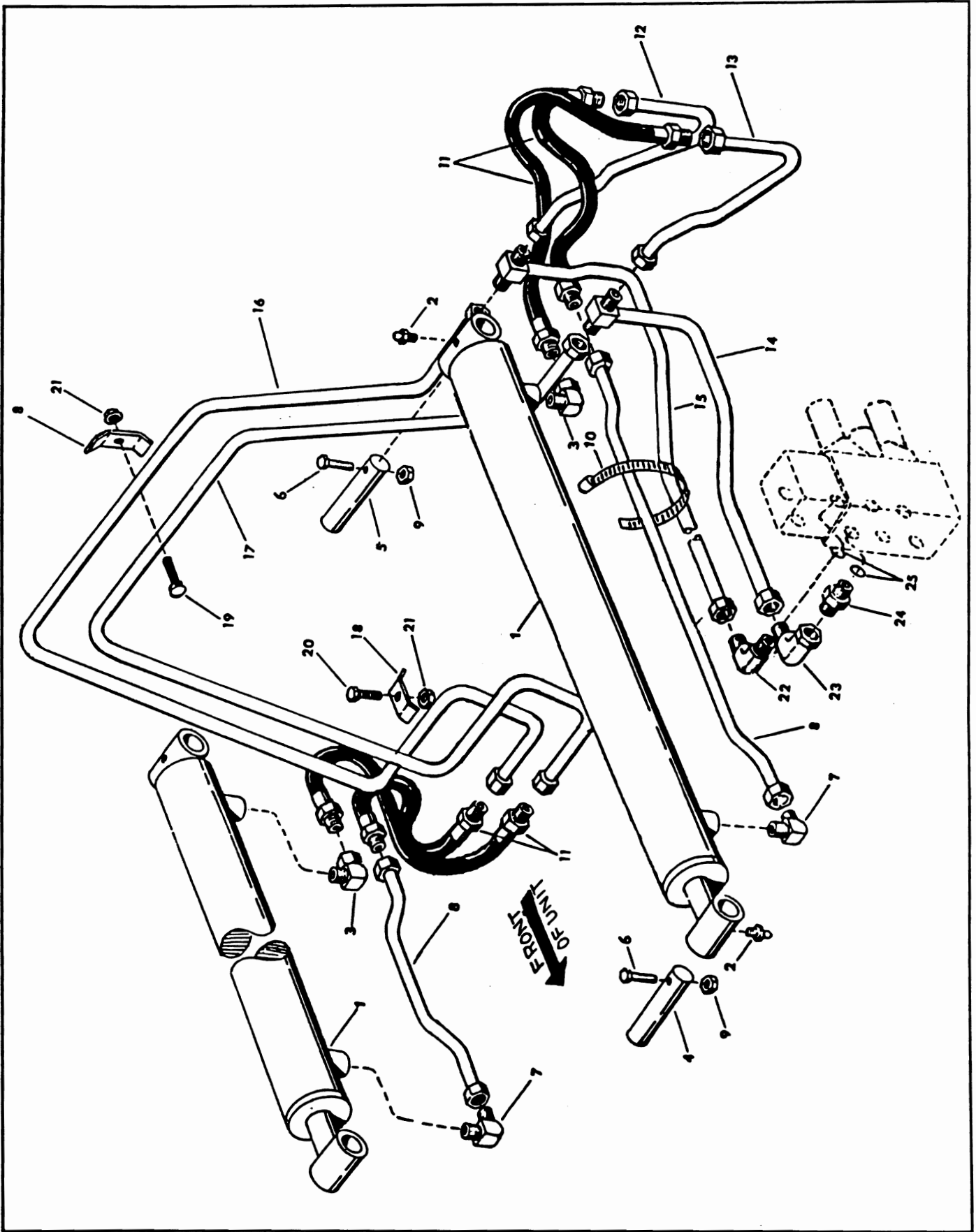
LIFT CIRCUIT PLUMBING (PRIOR TO SERIAL #1424997)



LIFT CIRCUIT PLUMBING (PRIOR TO SERIAL #1424997)

REF	QTY	PART NO.	DESCRIPTION	START SERIAL NO.	PRIOR TO SERIAL NO.
1	2	170-33876	Hydraulic Cylinder Assembly (Lift)		
2	4	420-16024	Zerk, 90 Deg., 1/8 NPT		
3	2	230-32357	Swivel, Elbow, Male 3/8 Jic - 3/8 NPT		
4	2	220-32533	Pivot Pin, Rod End		
5	2	220-32532	Pivot, Pin, Base End		
6	4	310-19539	Cap Screw 3/8 - 16 NC x 2 1/2		
7	2	230-20110	Elbow, Male 3/8 JIC - 3/8 NPT		
8	2	170-33879	Hydraulic Line Assembly		
9	6	210-11247	Hex Nut, Centerlock 3/8 - 16 NC		
10	2	420-19522	Hose Clamp		
11	4	170-33885	Hydraulic Hose Assembly		9405758
	4	170-34174	Hydraulic Hose Assembly	9405759	
12	2	170-34125	Hydraulic Line Assembly		
13	2	170-34123	Hydraulic Hose and Tube Assembly		8403244
	2	170-34148	Hydraulic Hose Assembly	8403255	
14	2	390-15909	Clip		
15	1	230-18317	Straight Connector 3/8 SAE to 3/8 JIC		8403244
	2	230-30569	Straight Conn., 3/8 SAE to 7/8 JIC	8403255	
16	1	230-32559	Straight Conn. Long 3/8 SAE to 3/8 JIC		8403244
17	2	350-32423	O-Ring 3/8		
18	1	230-32566	Flare Swivel Reducer 3/8 Male to 1 1/16 Female		8403244
19	2	170-33732	Hydraulic Hose Assembly		8403244
20	1	230-32567	Adaptor Special Orificed		8403244
21	2	230-19184	Swivel Female Run Tee 3/8 JIC		8403244
22	1	230-32565	Adaptor, Female 3/8 NPT to 3/8 JIC		8403244
23	1	170-34144	Pilot Check Valve		8403244
24	1	230-18123	Adaptor 90 Deg. 3/8 JIC to 3/8 NPT		8403244
25	1	230-32572	Flare Swivel Elbow 90 Deg. 7/8 JIC	8403255	
26	1	170-31283	Hydraulic Line Assembly	8403255	

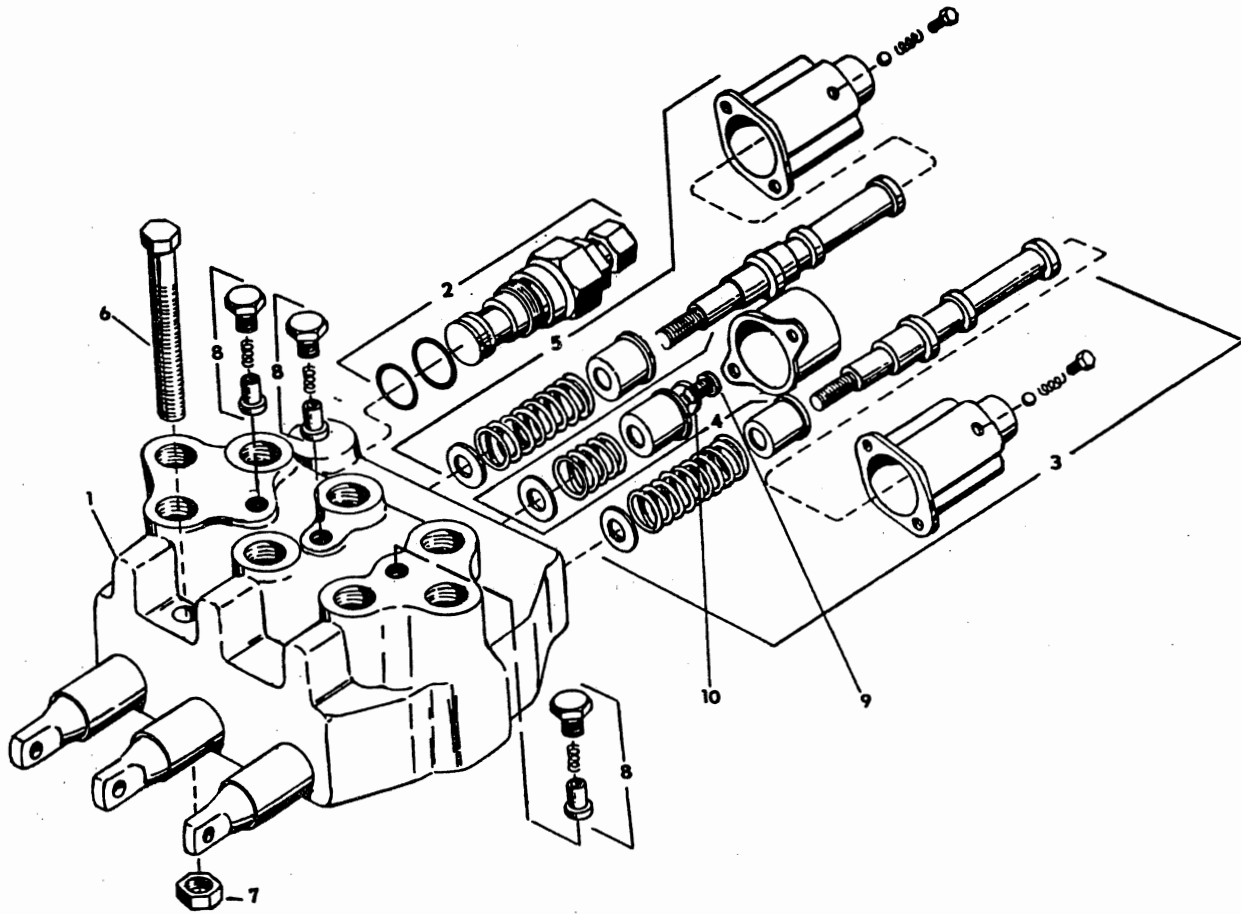
LIFT CIRCUIT PLUMBING (STARTING SERIAL #1425008)



LIFT CIRCUIT PLUMBING (STARTING SERIAL #1425008)

REF	QTY	PART NO.	DESCRIPTION
1	2	170-33876	Hydraulic Cylinder Assembly (Lift)
2	4	420-16024	Zerk, 90 deg., 1/8 NPT
3	2	230-32357	Swivel, Elbow, Male 3/4 JIC-3/8 NPT
4	2	220-32533	Pivot Pin, Rod End
5	2	220-32532	Pivot, Pin, Base End
6	4	310-19539	Cap Screw 3/8-16 NC x 2 1/2
7	2	230-20110	Elbow, Male 3/4 JIC-3/8 NPT
8	2	170-33879	Hydraulic Line Assembly
9	6	210-11247	Nut Hex, Centerlock 3/8-16 NC
10	2	420-19522	Hose Clamp
11	4	170-34174	Hydraulic Hose Assembly
12	1	170-34261	Hydraulic Line Assembly
13	1	170-34264	Hydraulic Line Assembly
14	1	170-34262	Hydraulic Line Assembly
15	1	170-34259	Hydraulic Line Assembly
16	1	170-34260	Hydraulic Line Assembly
17	1	170-34263	Hydraulic Line Assembly
18	4	390-15909	Clamp
19	3	030-19827	Bolt Carriage 3/8-16 NC x 1 3/4
20	1	310-29433	Screw Cap Whizlock 3/8-16 NC x 1 1/2
21	4	210-19434	Nut Hex Whizlock 3/8-16 NC
22	1	230-20607	Adjustable Elbow 90 deg. 7/8 SAE-7/8 JIC
23	1	230-32300	Swivel Adapter Elbow 90 deg. 7/8 JIC
24	1	230-18680	Straight Connector 7/8 SAE-7/8 JIC
25	2	350-32424	O-Ring 7/8

HYDRAULIC VALVE (PRIOR TO SERIAL #1424997)



HYDRAULIC VALVE (END SERIAL #8403244)

REF	QTY	PART NO.	DESCRIPTION
1	1	170-34138	Control Valve
2	1	170-34143	Relief Valve Assembly
3	1	190-32595	In Detent Kit
4	1	190-32583	Tilt Spool Centering Kit
	1	190-32599	O-Ring Kit
5	1	190-32689	Float Detent Kit
6	2	310-17838	Screw, cap 5/16 - 18 NC x 2½
7	2	210-10176	Nut, Hex, Centerlock 5/16 - 18 NC
8	3	190-32670	Load Check Kit
9	1	310-32561	Screw
10	1	400-32475	Washer, Special

(START SERIAL #8403255 - END SERIAL #9409192)

REF	QTY	PART NO.	DESCRIPTION
1	1	170-34153	Control Valve
2	1	170-34143	Relief Valve Assembly
3	1	190-32694	Float Detent Kit
4	1	190-32583	Tilt Spool Centering Kit
		190-32599	O-Ring Kit
5	1	190-32595	In Detent Kit
6	2	310-17838	Screw, Cap 5/16 - 18 NC x 2½
7	2	210-10176	Nut, Hex, Centerlock 5/16 - 18 NC
8	3	190-32670	Load Check Kit
9	1	310-32561	Screw
10	1	400-32475	Washer, Special

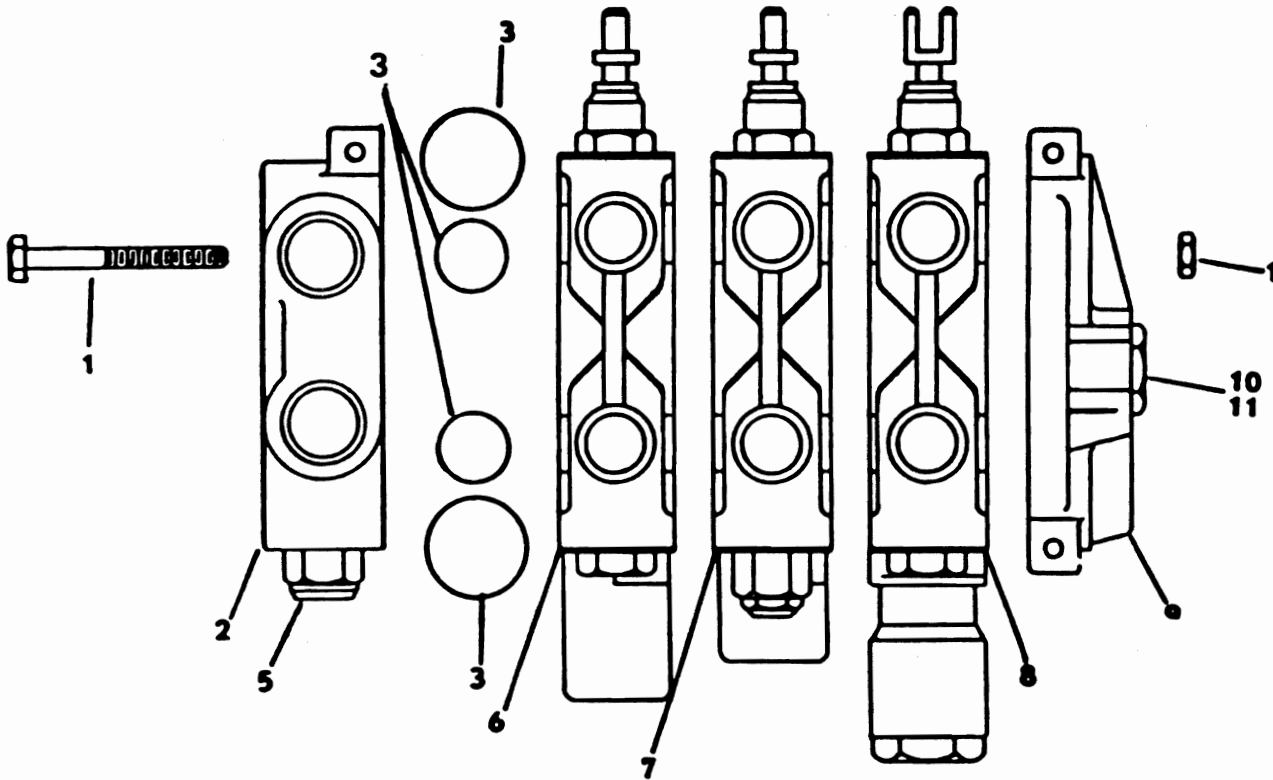
(START SERIAL #9409303 - END SERIAL #1424997)

REF	QTY	PART NO.	DESCRIPTION
1	1	170-34182	Control Valve Less Relief Valve
2	1	170-34183	Relief Valve Assembly
3	1	190-32694	Float Detent Kit
4	1	190-32583	Tilt Spool Centering Kit
		190-32599	O-Ring Kit
5	1	190-32595	In Detent Kit
6	2	310-17838	Screw, Cap 5/16-18 NC x 2 1/2
7	2	210-10176	Nut Hex Centerlock 5/16 - 18 NC
8	3	190-32719	Load Check Kit
9	1	310-32561	Screw
10	1	400-32475	Washer, Special

CONTROL VALVE ASSEMBLY (STARTING SERIAL #1425008)

REF	QTY.	PART NUMBER	DESCRIPTION
1	1	190-32570	Stud Kit (3 studs & 3 nuts)
2	1	160-32726	Inlet Cover (Includes item 5)
3	4	190-32773	O-Ring Kit Used between all Sections & Covers
5	1	170-34087	Main Relief Valve (See Separate Breakdown)
6	1	170-34088	Valve Section, Lift (See Separate Breakdown)
7	1	170-34271	Valve Section, Tilt (See Separate Breakdown)
8	1	170-34090	Valve Section, Auxiliary (See Separate Breakdown)
9	1	160-32725	Outlet Cover
		170-34269	Control Valve Assembly Complete
10	1	230-18126	Plug Assembly
11	1	350-32424	O-Ring, 7 8, For Item 10
	3	310-20169	Screw Cap 5/16 - 18NC x 2 3/4
	3	210-10176	Nut Hex Centerlock 5/16 - 18NC

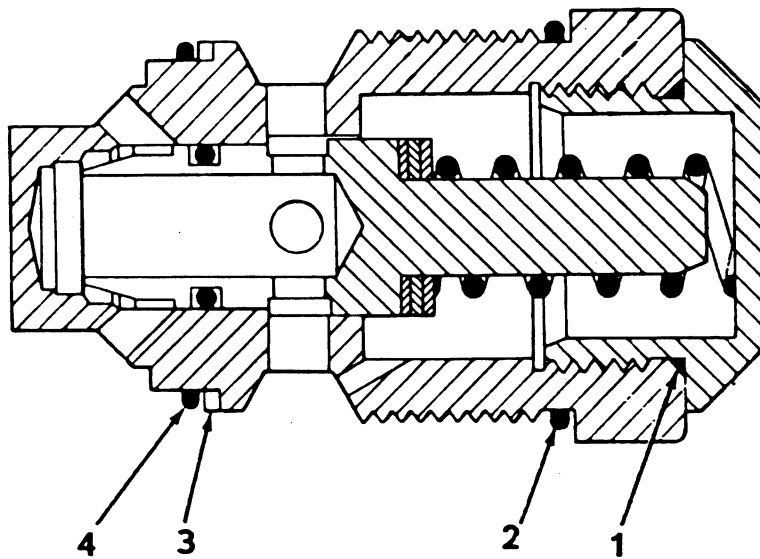
Valve
Mount



FRONT OF UNIT

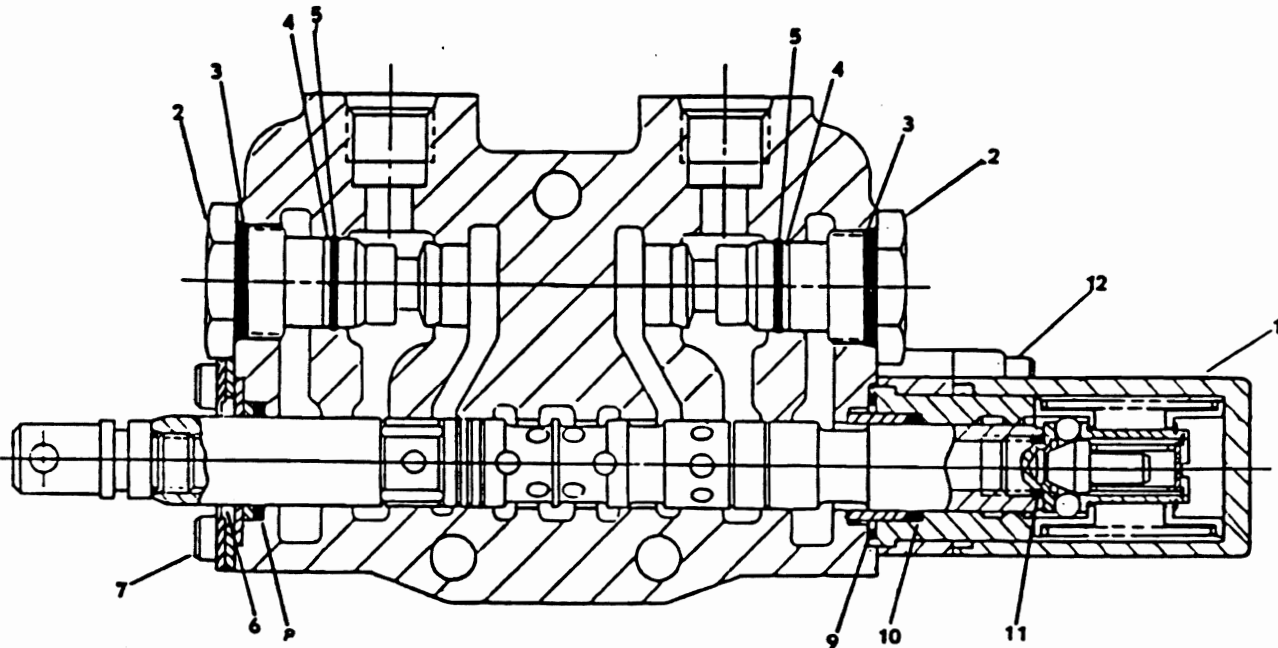
MAIN RELIEF ASSEMBLY (STARTING SERIAL #1425008)

REF	QTY	PART NUMBER	DESCRIPTION
	1	170-34087	Relief Valve Assembly Complete 2325 PSI +150, -0
1	1	See Kit	Seal, O-Ring, .755 I.D., .097CS
2	1	See Kit	Seal, O-Ring, 1.051 I.D., .070CS
3	1	See Kit	Ring, Back-Up
4	1	See Kit	Seal, O-Ring .989 I.D., .070CS
		190-32571	Seal Kit (Contains Items 1-4)



VALVE SECTION LIFT (STARTING SERIAL #1425008)

REF	QTY	PART NUMBER	DESCRIPTION
1	1	170-34088	Valve Section, Lift, Complete
2	2	170-34093	Float Detent Positioner Assembly Out
3	2	230-32551	Load Check Plug Assembly (Includes items 3, 4 & 5)
4	2	See Kit	Seal, O-Ring .755 I.D. x .097CS
5	2	See Kit	Ring, Back-Up
6	2	See Kit	Seal, O-Ring .614 I.D., .070CS
7	2	190-32664	Seal Kit, Load Check. (Contains 1 each of items 3, 4 & 5)
8	1	335-32264	Wiper, Spool
9	2	310-32558	Screw 1/4 - 20NC x 1/2
10	1	See Kit	Seal, O-Ring, .734 I.D. x .139CS
11	1	350-27967	Seal, O-Ring 1.051 I.D., x .070CS
12	1	See Kit	Seal, Four Lobed
13	1	See Kit	Seal, O-Ring, .414 I.D., .072CS
14	1	190-32665	Seal Kit (Contains items 8, 9, 10 & 11)
15	2	310-32425	Screw 1/4 - 20NC x 1 1/2

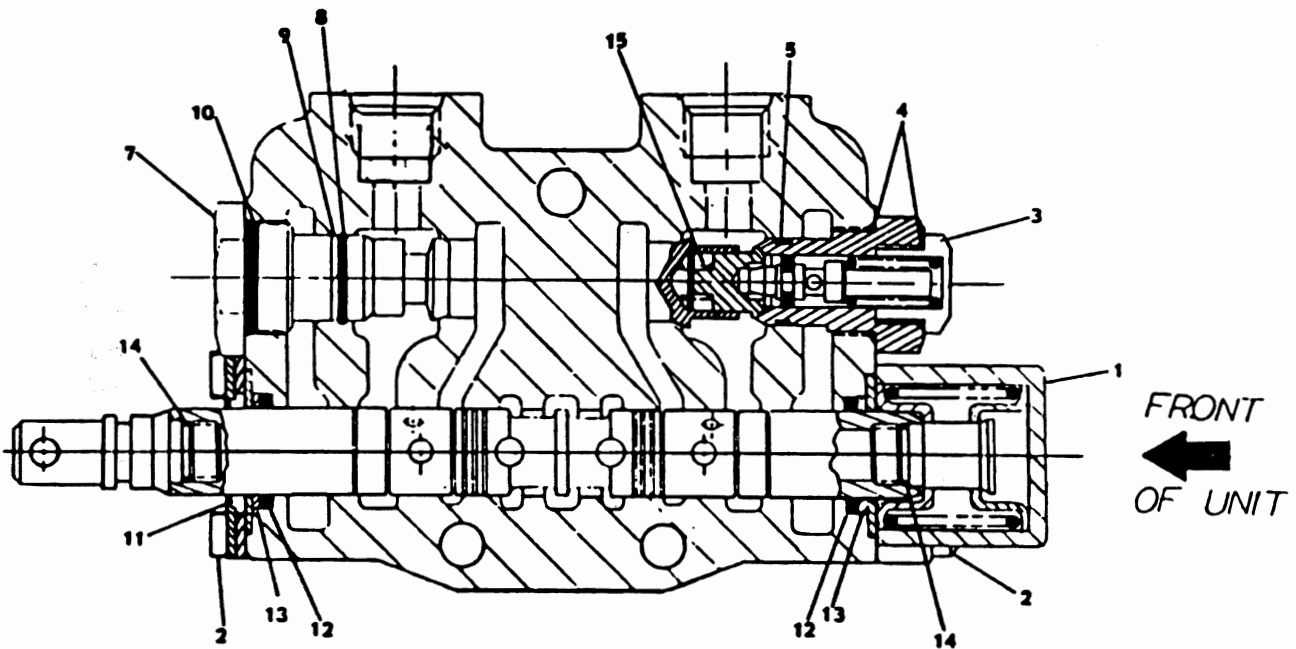


FRONT

 OF UNIT

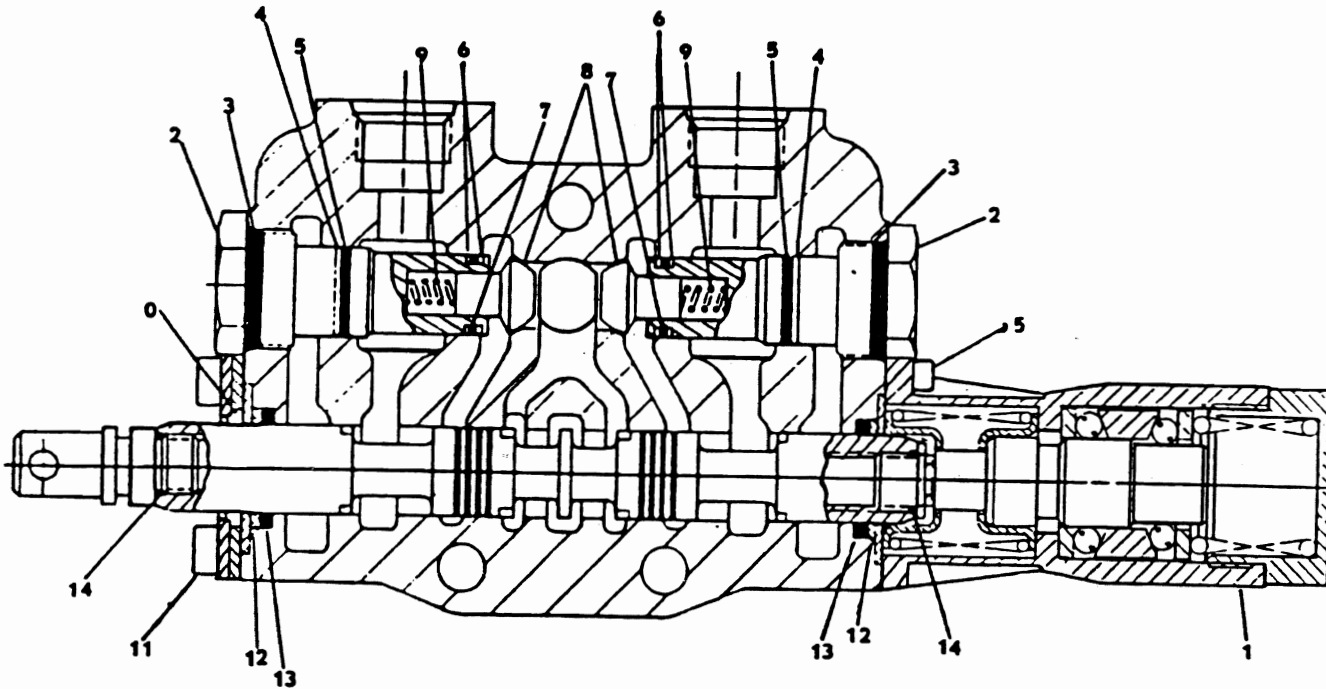
VALVE SECTION TILT (STARTING SERIAL #1425008)

REF	QTY	PART NUMBER	DESCRIPTION
1	1	170-34271	Valve Section, Tilt, Complete
2	4	170-34094	Positioner, Spool, (Includes 2 of item 2)
3	1	310-32558	Screw, 1/4 - 20 NC x 1/2
4	1	170-34452	Anti-Cavitation Check
5	2	See Kit	Seal, O-Ring, .755 I.D., .097CS
7	1	See Kit	Seal, O-Ring, .614 I.D., .070CS
8	1	190-32666	Seal Kit, Contains items 4 & 5
9	1	230-32551	Load Check Plug Assembly
10	1	See Kit	Seal, O-Ring, .614 I.D., .070CS
11	1	See Kit	Ring, Back Up
12	1	See Kit	Seal, O-Ring, .755 I.D., .097CS
13	1	190-32664	Seal Kit, (Contains items 8, 9 & 10)
14	1	335-32264	Wiper, Spool
15	2	See Kit	Seal, O-Ring, .734 I.D., .139CS
16	2	See Kit	Washer, Back-Up
17	2	See Kit	O-Ring, .414 I.D., .072CS
18	1	190-32667	Seal Kit (Contains 2 each items 12, 13 & 14)
19	1	380-32380	Spring



VALVE SECTION AUXILIARY (STARTING SERIAL #1425008)

REF	QTY	PART NUMBER	DESCRIPTION
1	1	170-34090	Valve Section, Auxiliary Complete
		170-34097	Positioner, (Includes 2 of item 15)
2	2	230-32552	Load Check Plug Assembly
3	2	See Kit	Seal, O-Ring, .755 I.D., .097CS
4	2	See Kit	Washer, Back-Up, Outer
5	2	See Kit	Seal, O-Ring, Outer, .614 I.D., .070CS
6	4	See Kit	Washer, Back-Up, Inner
7	2	See Kit	Seal, O-Ring, .551 I.D., .070CS
	1	190-32574	Seal Kit, (Contains items 3-7 for 1 Plug Assembly)
8	2	170-18624	Poppet, Load Check
9	2	380-32329	Spring, Load Check
10	1	335-32264	Wiper, Spool
11	2	310-32558	Screw, 1/4 - 20NC x 1/2
12	2	See Kit	Washer, Back-Up
13	2	See Kit	Seal, O-Ring, .734 I.D., .139CS
14	2	See Kit	O-Ring, .414 I.D., .072CS
	1	190-32667	Seal Kit (Contains 2 each, items 12, 13 & 14)
15	2	310-17600	Screw 1/4 - 20NC x 5/8

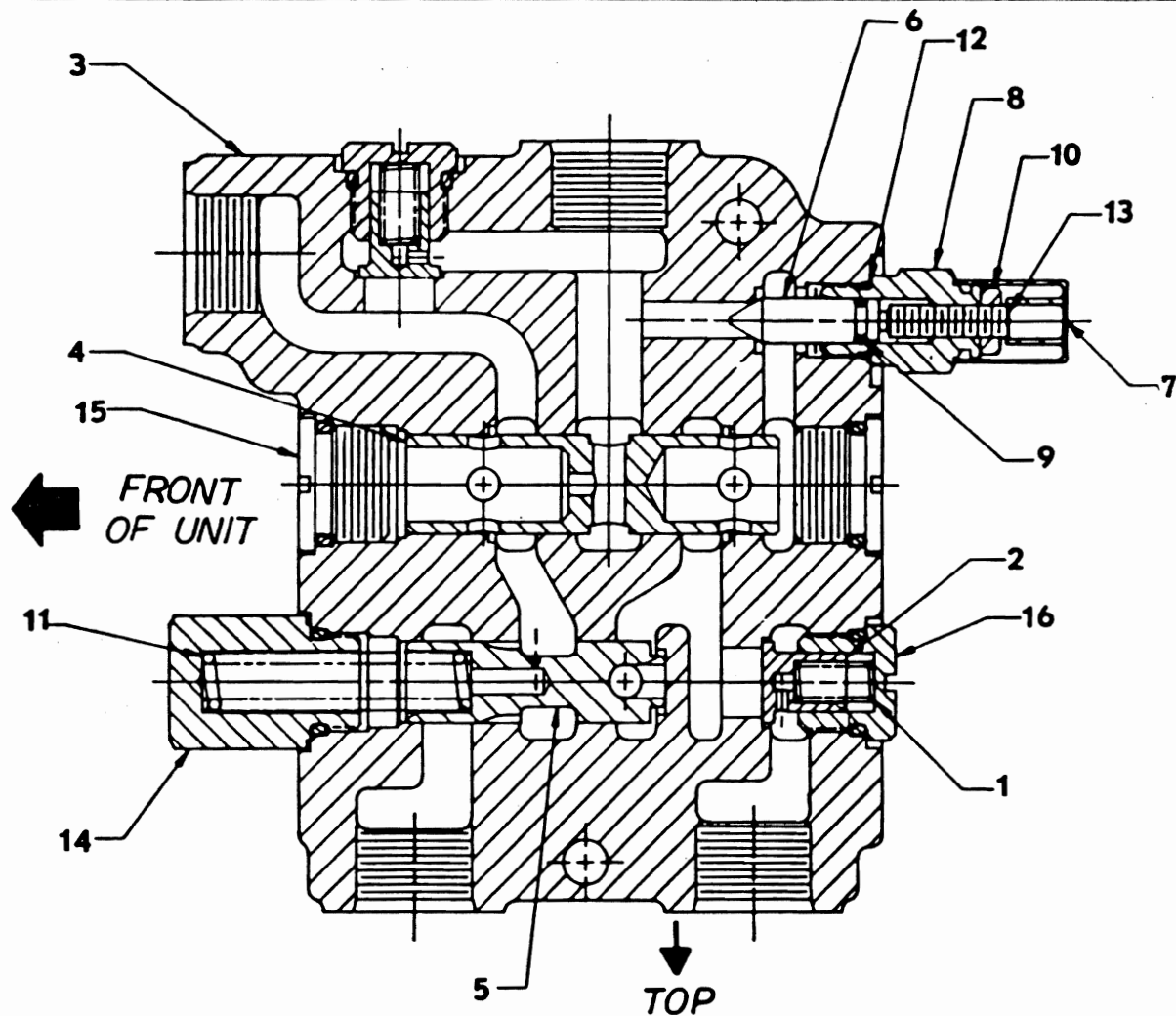


FRONT

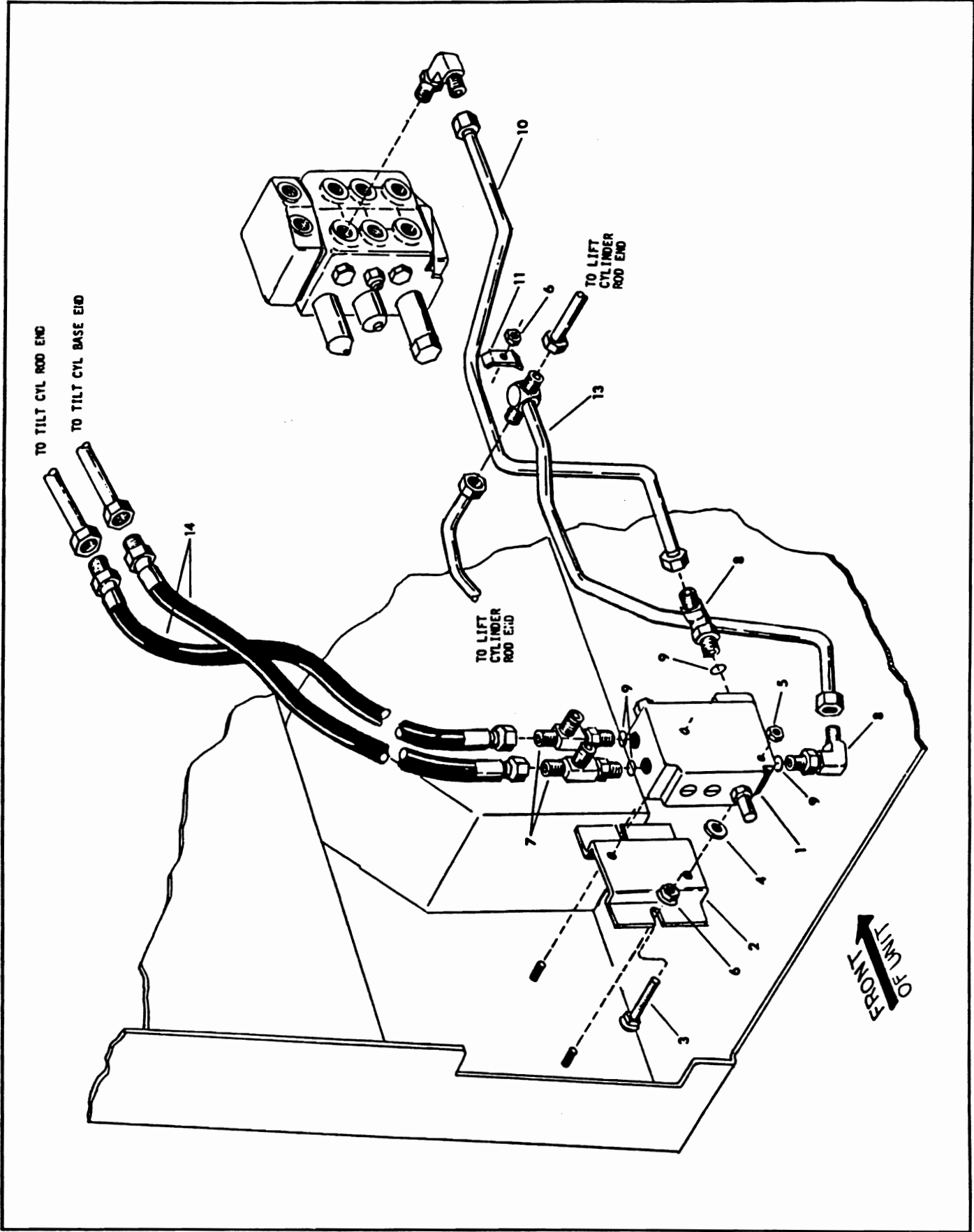
 OF UNIT

SELF LEVEL VALVE (STARTING SERIAL #1425008)

REF	QTY	PART NUMBER	DESCRIPTION
	1	170-34029	Valve Assembly, Self Leveling
1	2	380-32235	Spring
2	2	170-34086	Plunger
3	1	Not Serviced	Body
4	1	Not Serviced	Spool
5	1	Not Serviced	Spool
6	1	220-32584	Pin
7	1	420-34798	Cover, Tamper Proof
8	1	230-32547	Adjustment Cap
9	1	See Kit	O-Ring
10	1	210-32129	Nut, Hex, Jam
11	1	380-32379	Spring
12	1	See Kit	O-Ring
13	1	310-32557	Set Screw
14	1	230-32548	Plug Assembly
15	2	230-32549	Plug Assembly
16	2	230-32550	Plug Assembly
		190-32662	Seal Repair Kit (Includes items 9, 12, and all other O-Rings on plugs)



SELF LEVEL VALVE PLUMBING (STARTING SERIAL #1425008)

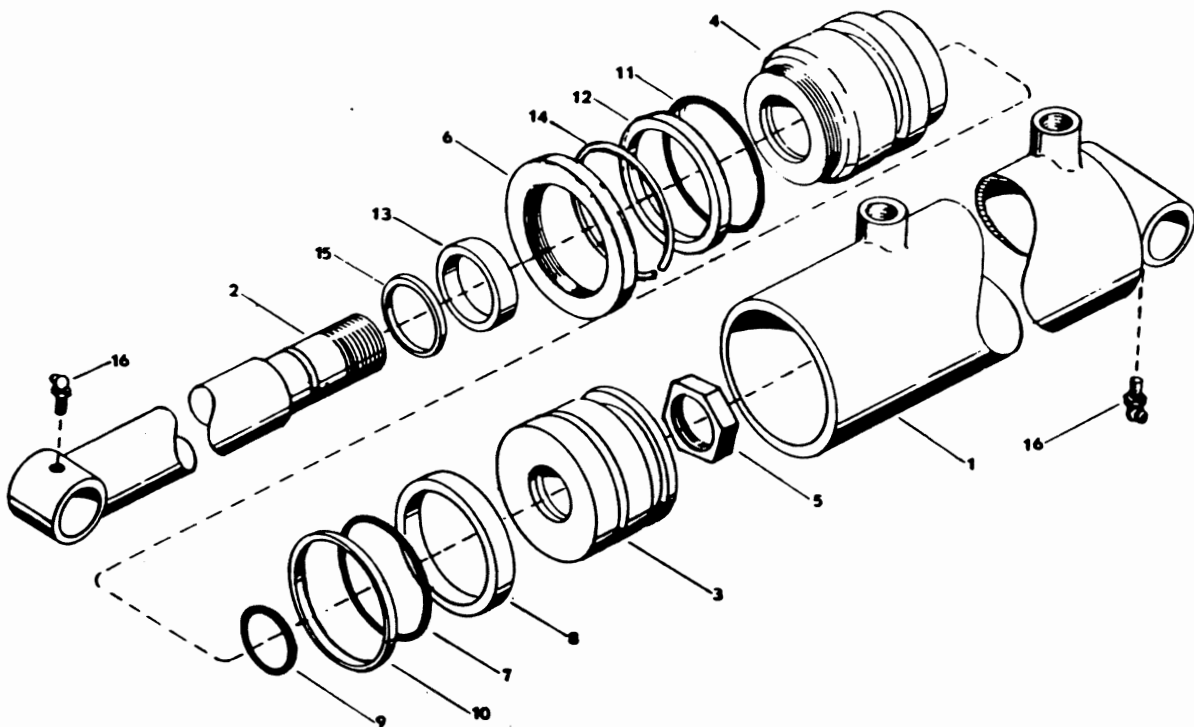


SELF LEVEL VALVE PLUMBING (STARTING SERIAL #1425008)

REF	QTY	PART NUMBER	DESCRIPTION
		694-260	Self Level Valve Kit Complete
1	1	170-34029	Valve, Self Leveling
2	1	040-33510	Bracket, Valve Mount
3	2	030-27427	Bolt Carriage 5/16-18NC x 2 1/4
4	2	400-18916	Washer Flat 3/8
5	2	210-10176	Nut Hex Centerlock 5/16-18NC
6	3	210-19434	Nut Hex Whizlock 3/8-16NC
7	2	230-32594	Adjustable Tee 7/8SAE-7/8JIC
8	2	230-20607	Adjustable Elbow 90 deg. 7/8SAE-7/8JIC
9	4	350-32424	O-Ring 7/8
10	1	170-34268	Hydraulic Line Assembly
11	1	390-29164	Clamp, Tubing
12	1	030-11870	Bolt Carriage 3/8-16NC x 1 1/2
13	1	170-34267	Hydraulic Line Assembly
14	2	170-34270	Hydraulic Hose Assembly

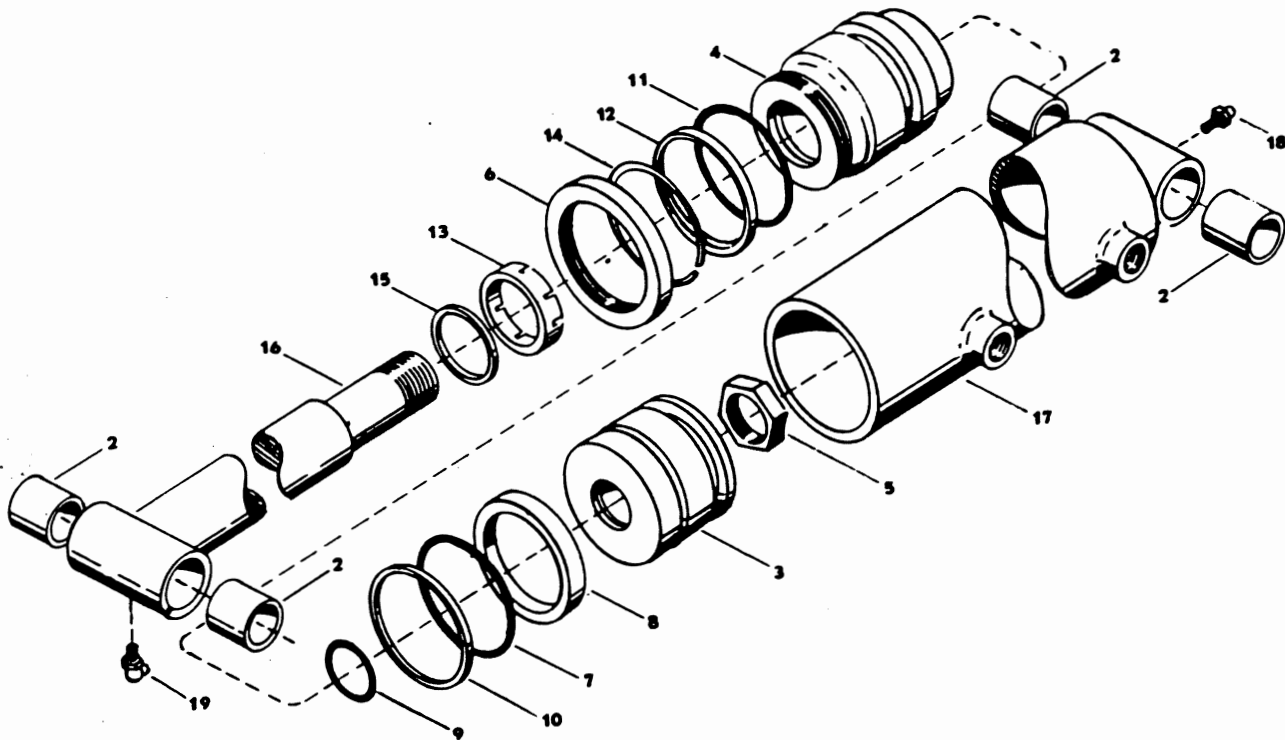
LIFT CYLINDER

REF	QTY	PART NO	DESCRIPTION
	2	170-33876	Lift cylinder complete
1	2	170-33877	Barrel
2	2	170-33878	Rod
3	2	170-32598	Piston
4	2	010-32279	Gland
5	2	210-32128	Nut special
6	2	210-32060	Nut, special
7-15	2	190-32386	Seal Kit
16	4	420-16024	Grease zerk, 90 degree

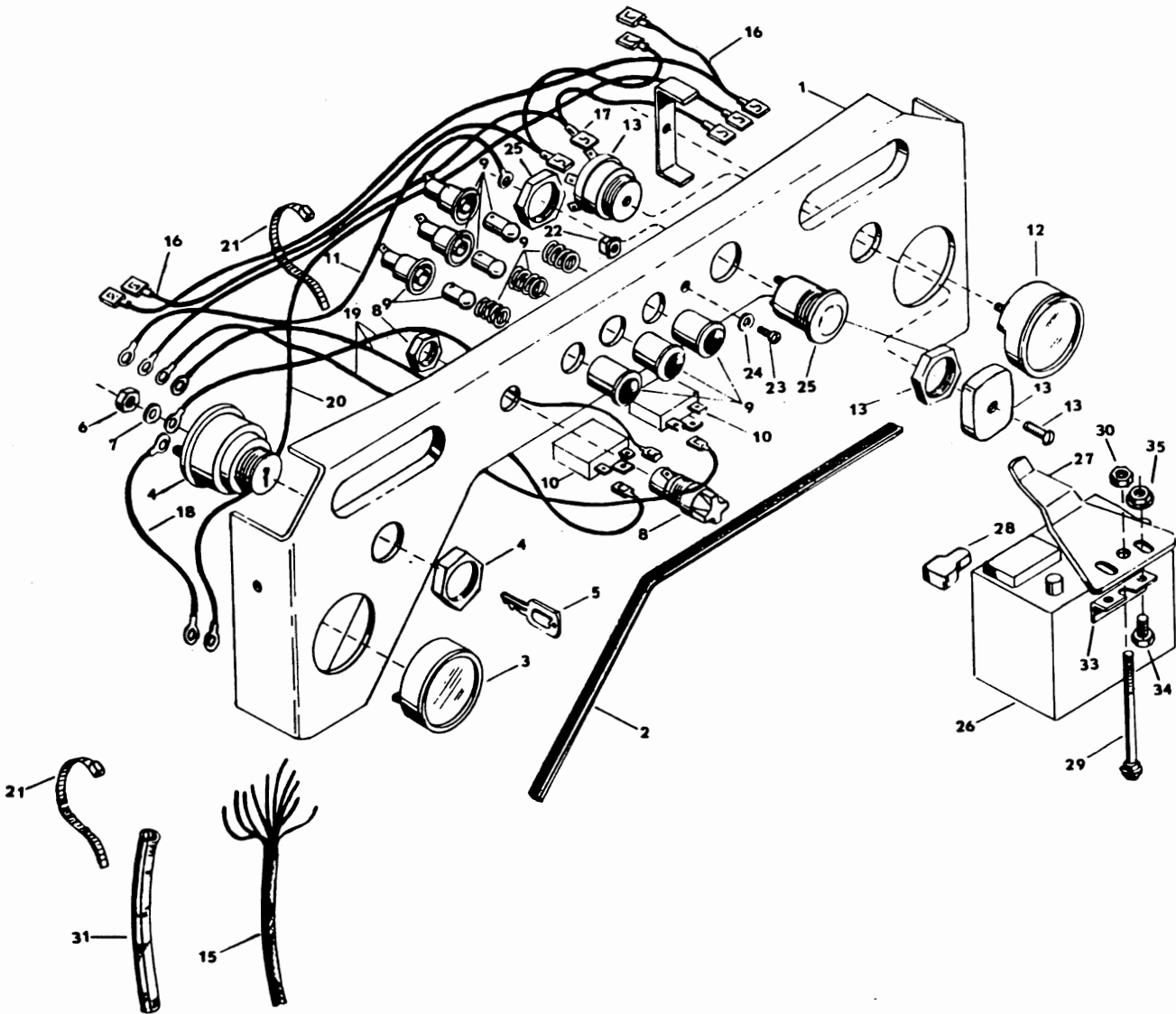


TILT CYLINDER

REF	QTY	PART NO	DESCRIPTION
1	2	170-33872	Tilt cylinder, complete
2	8	045-31420	Bushing
3	2	170-33736	Piston
4	2	010-32376	Gland
5	2	210-32115	Nut, 1-14
6	2	210-21141	Nut, special
7-15	2	190-32590	Repair Kit
16	2	170-33874	Rod
17	2	170-33873	Barrel
18	2	420-11927	Zerk, 65 degrees 1/8 NPT
19	2	420-16024	Zerk, 90 degrees 1/8 NPT



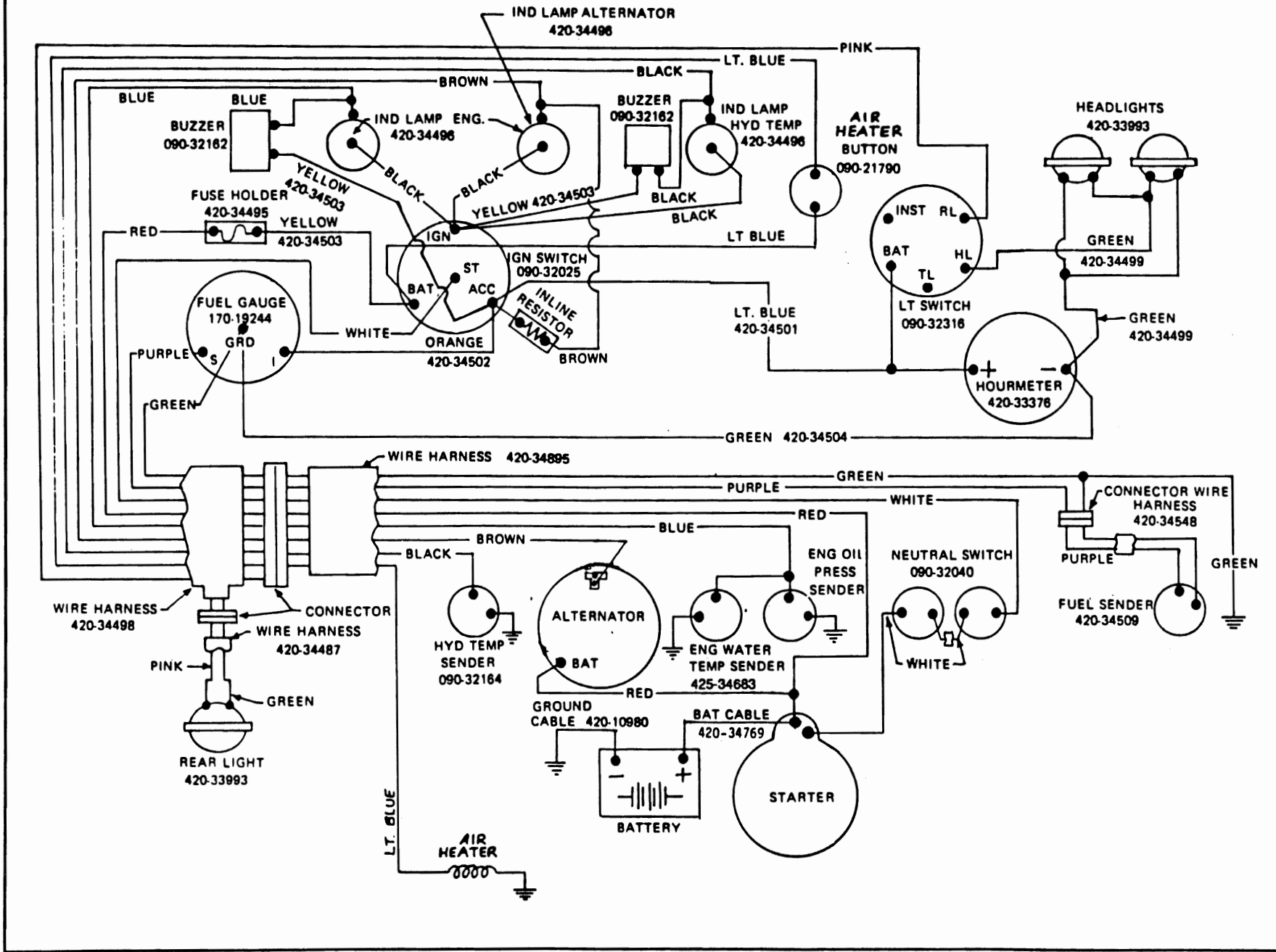
INSTRUMENT PANEL



INSTRUMENT PANEL

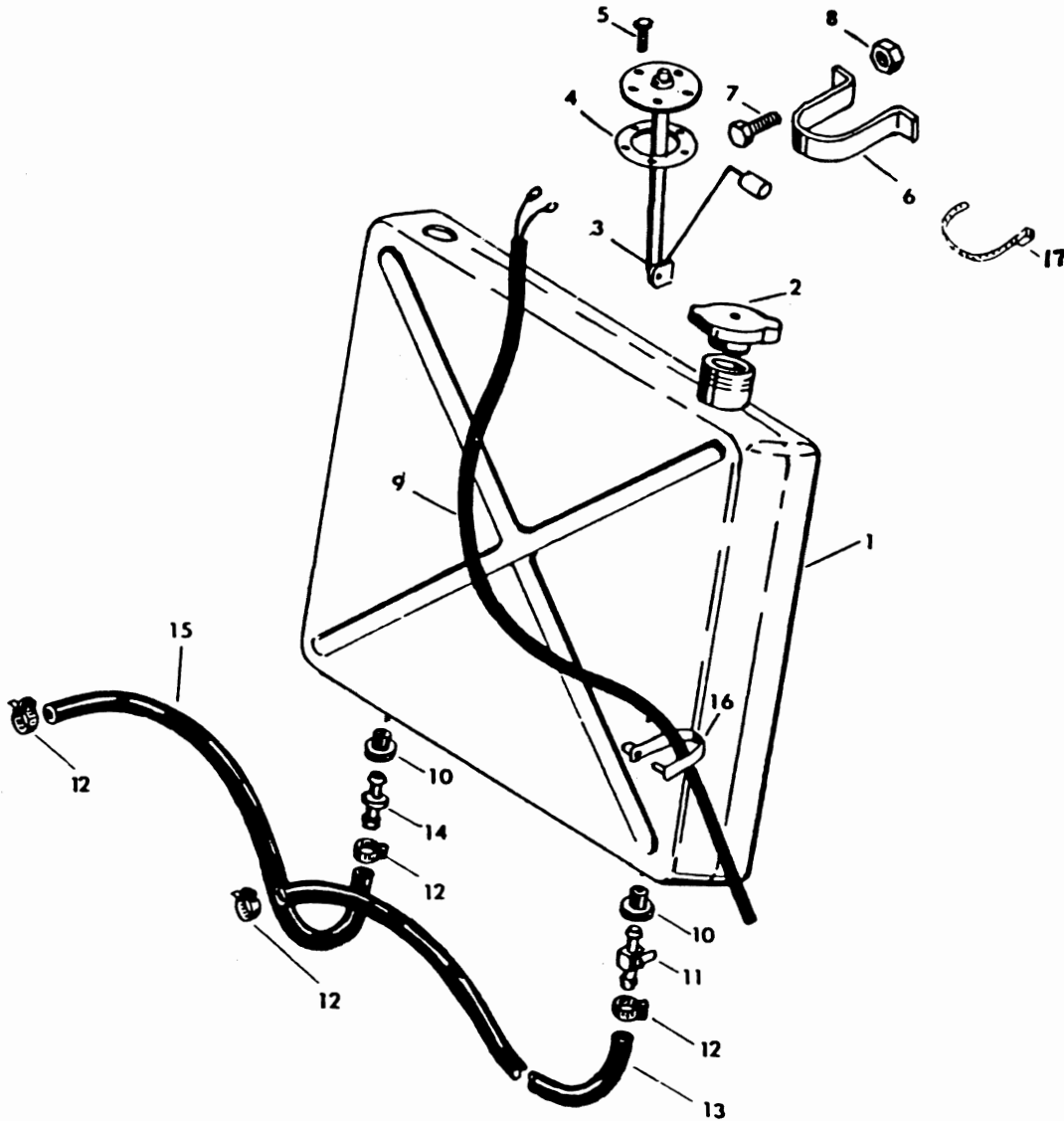
REF	PART NUMBER	QTY	DESCRIPTION
1	330-33317	1	Instrument Panel
2	420-34472	1	Edging, Instrument Panel
3	170-19244	1	Fuel Gauge (with Bracket and Hardware)
4	090-32025	1	Ignition Switch (with Mounting Nut and 2 Keys)
5	090-32026		Keys (Set of 2)
6	210-10684	4	Nut, Hex 10-32 NF
7	400-10683	4	Washer, Lock 10
8	420-34495	1	Fuse Holder (Less Fuse with Nut)
	420-21828	1	Fuse, AGC 30 amp.
9	420-34496	3	Indicator Lamp Assembly (w/Bulb)
	Not Serviced		Indicator Bulb (GE 1895 TR or Equivalent)
10	090-32162	2	Buzzer
11	420-34547	1	Jumper Wire, Ignition Switch to Glow Plug Button
12	420-33376	1	Hourmeter (W/Bracket and Hardware)
13	090-32316	1	Light Switch (w/Knob and Hardware)
15	420-34498	1	Wire Harness, Instrument Panel
16	420-34499	2	Jumper Wire, Headlights
17	420-34501	1	Jumper Wire, Ignition Switch to Light Switch and Hourmeter
18	420-34502	1	Jumper Wire, Ignition Switch to Fuel Gauge
19	420-34503	3	Jumper Wire, Buzzer to Ignition and Fuse to Ignition
20	420-34504	1	Jumper Wire, Fuel Gauge to Hourmeter
21	420-31591	10	Plastic Wire Tie
22	210-32121	9	Plastic Insert
23	310-32505	9	Machine Screw 10-24 X ½
24	400-32436	9	Washer, Finishing
25	090-21790	1	Button, w/Glow Plug (with Hardware and Dust Cover)
26	Not Serviced	1	Battery, Maintenance Free Approx. Size L=13.10 X W = 7.12 X H = 9.64 Cold Cranking Rating at 0° F = 625 Amps BCI Group No. 31
27	390-32716	1	Strap, Battery Hold Down
28	420-33501	1	Terminal Protector
29	030-31873	1	Bolt, Carriage 3/8 - 16NC X 9 ½
30	210-19533	1	Nut, Hex, Flange Lock 3/8 - 16NC
31	420-34778	2	Wiring Harness Cover
33	040-33432	1	Stop, Battery
34	030-18655	2	Bolt, Carriage 5/16 - 18NC X ¾
35	210-19470	2	Nut, Hex, Center Lock 5/16 - 18NC

WIRING DIAGRAM

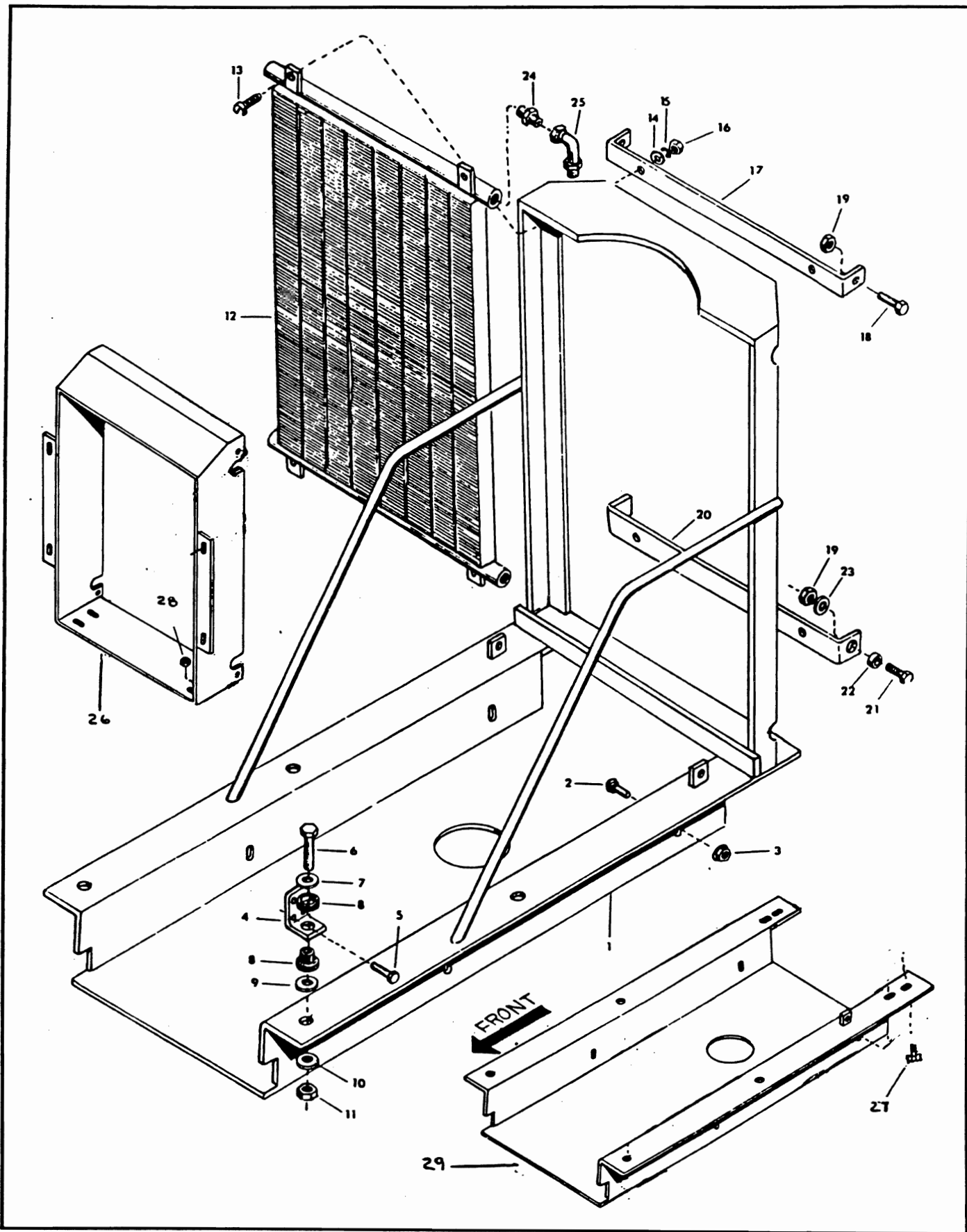


FUEL SYSTEM

REF	QTY	PART NO.	DESCRIPTION	START SERIAL NO.	PRIOR TO SERIAL NO.
1	1	420-34543	Tank Fuel		
2	1	420-34508	Cap Fuel		
3	1	420-34509	Fuel Gauge Sender		
4	1	130-20364	Gasket		
5	5	310-32322	Screw, Machine 10-32NF x 1/2		
6	1	390-32676	Strap Assembly		9411994
7	1	310-26422	Screw Cap 3/8 - 16 NC x 1/4		9411994
8	1	210-11247	Nut, Hex, Centerlock 3/8 - 16 NC		9411994
9	1	420-34548	Wire, Harness, Fuel Sender		
10	2	045-31423	Bushing		
11	1	170-33837	Shut-off, Valve, Fuel		
12	4	420-21748	Clamp, Hose		
13	1	420-34933	Hose, Fuel Tank to Fuel Pump		
14	1	230-32508	Barbed Fitting		
15	1	420-33327	Hose, Fuel, Return to Tank		
16	3	420-21894	Clip, Wire		
17	1	420-34304	Plastic Tie	9412405	



ENGINE MOUNT & OIL COOLER

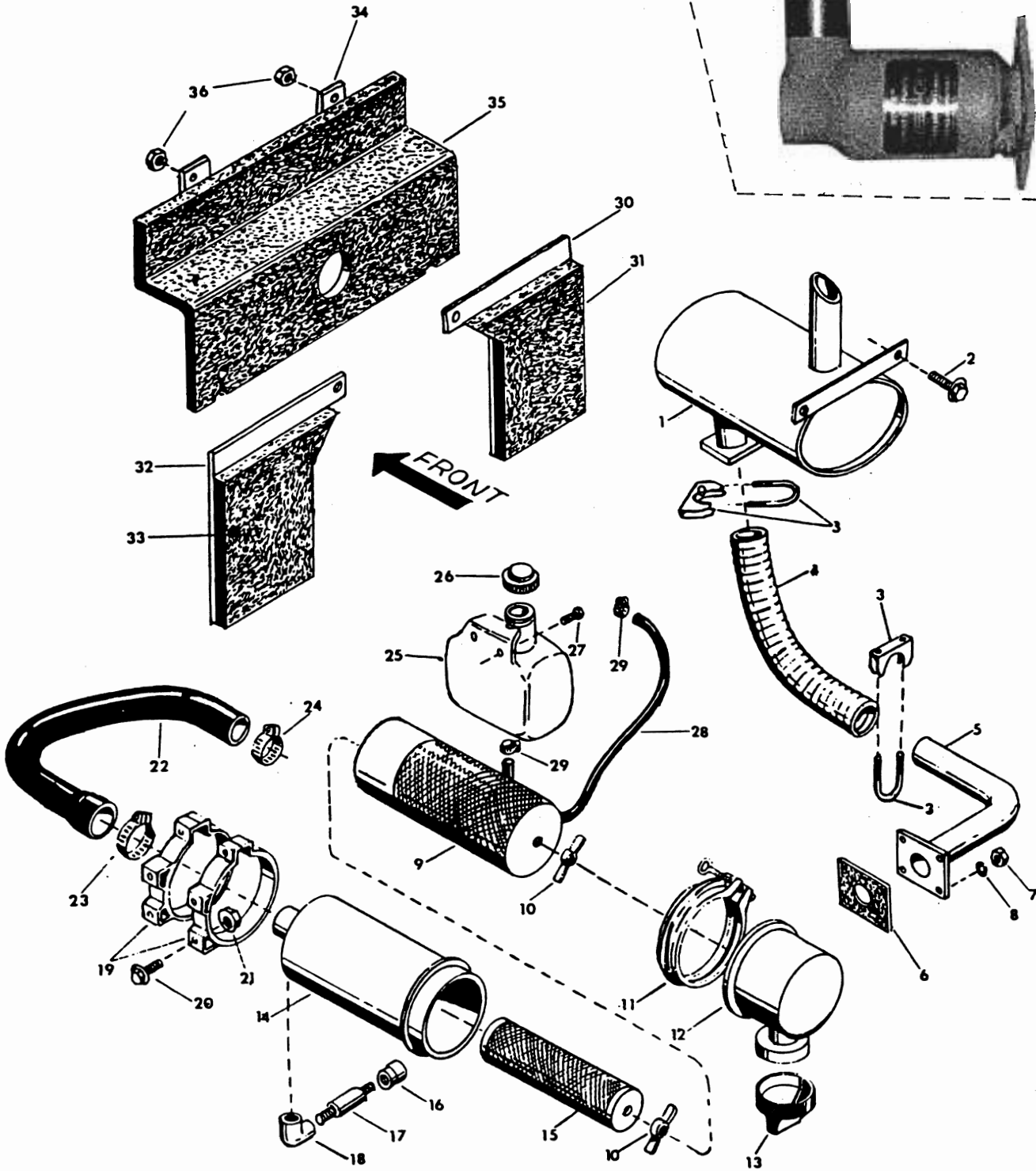



ENGINE MOUNT & OIL COOLER

REF	QTY	PART NO.	DESCRIPTION	START SERIAL NO.	PRIOR TO SERIAL NO.
1	1	160-32739	Engine & Radiator Support Weldment		9405758
2	4	030-31910	Bolt Carriage ½ - 13 NC x 1¼		
3	4	210-19530	Nut, Hex Flanged Centerlock ½ - 13 NC		
4	4	040-33459	Engine Mount Weldment		
5	16	310-32563	Screw Cap M10 - 1.50 x 20 mm		
6	4	310-13464	Screw Cap 5/8 - 11 NC x 4		
7	4	400-21568	Washer Special, 3/16 Thick		
8	4	420-34016	Rubber Mount		
9	4	400-32469	Washer, Special 3/8 Thick		
10	4	400-32493	Washer Flat 5/8		
11	4	210-10037	Nut Hex Centerlock 5/8 - 11 NC		
12	1	170-33424	Oil Cooler		
13	4	030-20318	Bolt Carriage 3/8 -16NC x 1		
14	4	400-18916	Washer Flat 3/8		
15	4	400-18917	Washer Lock 3/8		
16	4	210-18915	Nut Hex 3/8 - 16 NC		
17	1	040-33462	Bracket, top, Oil Cooler Mount		
18	2	310-19536	Screw Cap 3/8 - 16 NC x 1		
19	4	210-11247	Nut Hex Center Lock 3/8 - 16 NC		
20	1	040-33461	Bracket, Bottom, Oil Cooler Mount		
21	2	310-26422	Screw Cap 3/8 - 16 NC x 1¼		
22	2	480-32835	Bushing		
23	2	400-18916	Washer Flat 3/8		
24	2	230-32319	Adaptor Straight ½ NPT to 1 1/16 JIC		
25	2	230-32556	Elbow 90 Deg. 1 1/16 JIC male to 1 1/16 JIC Female		1424997
		230-32502	Swivel Adaptor 90° 1 1/16 JIC	0414107	
26	1	120-32843	Radiator Mount Weldment	9405759	
27	4	310-19536	Screw Cap 3/8 - 16 NC x 1	9405759	
28	4	210-11247	Nut Hex Centerlock 3/8 - 16 NC	9405759	
29	1	160-32752	Engine and Radiator Support	9405759	

MUFFLER, AIR CLEANER & SOUND BARRIER

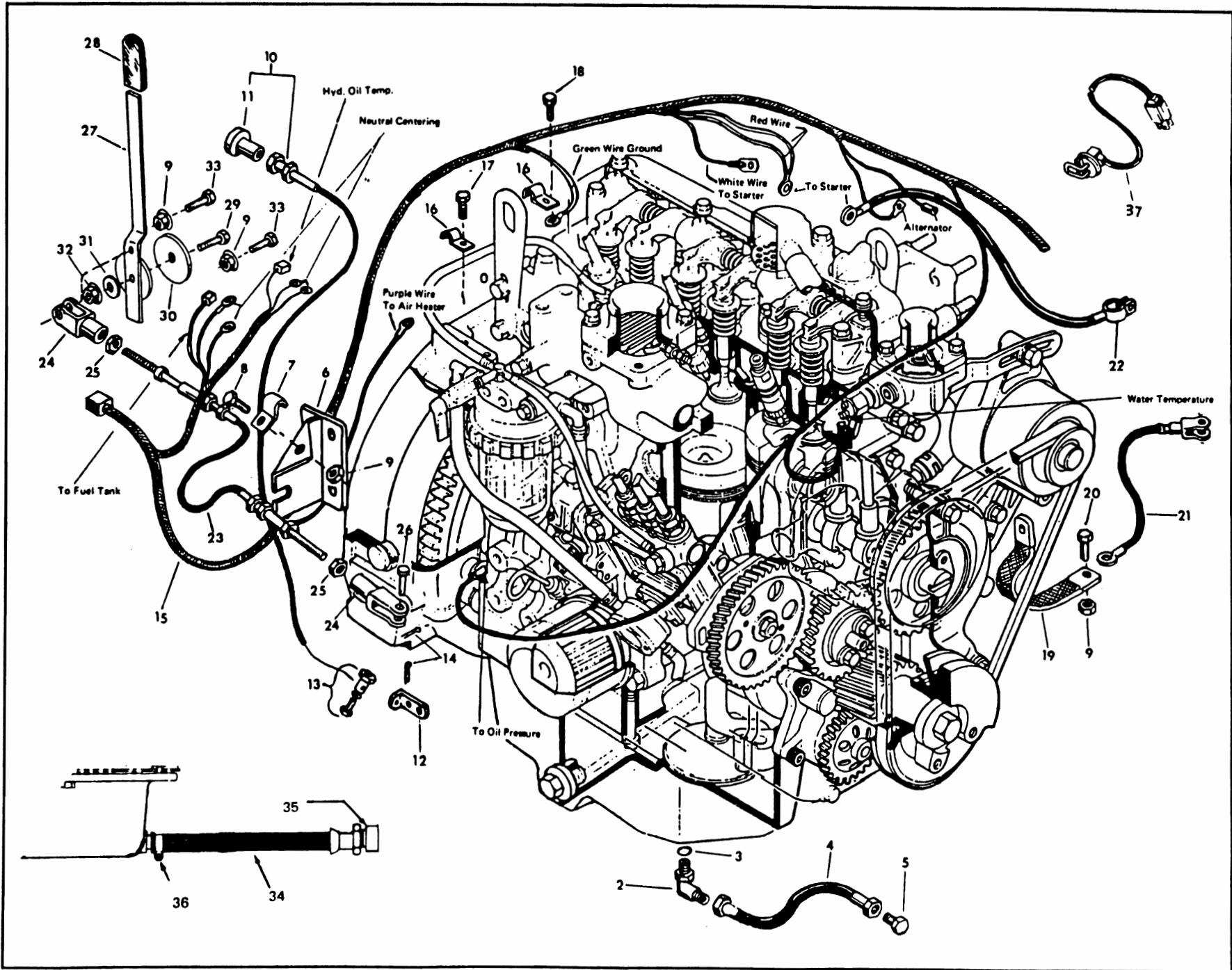
- 420-35057 Exhaust Purifier
- 430-32198 Gasket, Exhaust (not Shown)
- 420-35057 Exhaust Tube, Flexible (Not Shown)
- 420-26361 Clamp Muffler (Not Shown)



MUFFLER, AIR CLEANER & SOUND BARRIER

REF	QTY	PART NUMBER	DESCRIPTION	START SERIAL #	PRIOR-SERIAL #
1	1	420-34561	Muffler		
2	3	310-32411	Screw, Cap, Tread Rolling 3/8 - 16 NC x 3/4		
3	2	420-26361	Clamp, Muffler		
4	1	420-35058	Exhaust Pipe, Flexible		
5	1	420-34894	Exhaust Pipe		
6	1	130-32198	Gasket		
7	4	210-28424	Nut Hex M8 - 1.25		
8	4	400-18912	Washer Lock 5/16		
	1	420-35349	Air Filter Assembly (Includes items 9-15)		
9	1	420-34599	Element Assembly		
10	1	420-32429	Nut Assembly (2 required with option safety elements)		
11	1	420-18565	Clamp Assembly		
	1	420-34600	Cup Assembly		
	1	420-34258	Vacuator Valve 3" I.D.		0422015
	1	420-35019	Vacuator Valve 2" I.D.	0422025	
14	1	Not Serviced	Air Filter Body - See 420-35349		
15	1	420-34601	Safety Element		
16	1	420-18160	Restriction Indicator		
17	1	230-28733	Nipple 1/8 NPT x 3		
18	1	230-19760	Elbow, 90 Deg., Female, 1/8 NPT		9405758
	1	230-32645	Street Elbow, 90 Deg. 1/8 NPT	9405759	
	1	230-16872	Coupling 1/8 NPT	9405759	
19	2	420-18159	Mounting Band, Air Filter		
20	4	310-20247	Screw, Cap 5/16 - 18 NC x 3/4		
21	4	210-19470	Nut, Hex, Whizlock 5/16 - 18 NC		
22	1	170-34160	Hose, Air Filter		
23	1	420-19522	Clamp, Hose 3		
24	1	420-28457	Clamp, Hose 2 1/2		
25	1	420-34828	Tank, Coolant Recovery		
26	1	420-34829	Cap, Coolant Recovery Tank		
27	2	310-32485	Screw, Self Tapping 5/16 - 18 NC x 3/4		9405758
	2	210-19837	Nut Hex, Centerlock 1/4 - 20 NC	9405759	
	2	400-10799	Washer Flat 1/4	9405759	
28	1	420-33337	Hose, Overflow		
29	2	420-21748	Clamp, Hose		
30	1	330-33454	Foam Barrier Assembly, Upper R.H.		3450492
	1	420-35376	Foam Barrier Assembly, Upper R.H.	3450502	
31	1	420-34909	Foam Only, Upper R.H.		3450492
	1	420-35375	Foam Only, Upper R.H.	3450502	
32	1	330-33455	Foam Barrier Assembly, Upper L.H.		3450492
	1	420-35373	Foam Barrier Assembly, Upper L.H.	3450502	
33	1	420-34910	Foam Only, Upper L.H.		3450492
	1	420-35374	Foam Only, Upper L.H.	3450502	
34	1	330-33456	Foam Barrier Assembly, Center		9405758
		330-33471	Foam Barrier Assembly, Center	9405759	3450492
		420-35377	Foam Barrier Assembly, Center	3450502	
35	1	420-34911	Foam, Only, Center		9405758
		420-34930	Foam, Only, Center	9405759	3450492
		420-35378	Foam, Only, Center	3450502	
36	10	210-19470	Nut Hex Whizlock 5/16 - 18 NC		
37	16	420-34932	Clip, Foam Attaching		

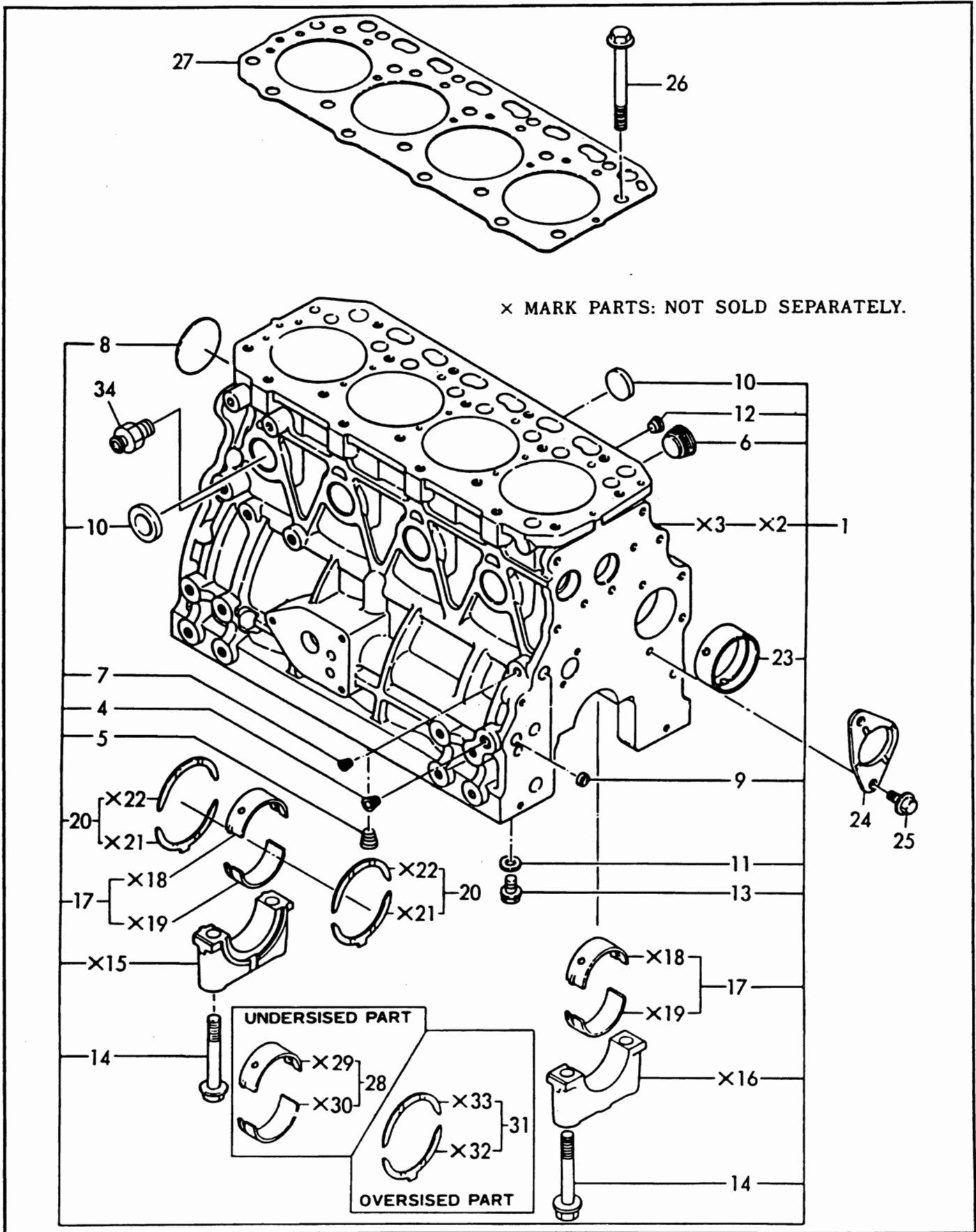
ENGINE & ENGINE CONTROLS



ENGINE & ENGINE CONTROLS

REF	QTY	PART NUMBER	DESCRIPTION	START SERIAL #	PRIOR-SERIAL #
1	1	981-01760	Engine, Yanmar 4TN82E		
2	1	230-27047	Adjustable Elbow 90 Deg. 3/4 JIC to 9/16 SAE		940676N
3	1	350-32422	O-Ring		940676N
4	1	170-34456	Hydraulic Hose Assembly, Oil Drain		940676N
5	1	230-19504	Plug 3/4 - 16 JIC		940676N
6	1	040-33460	Throttle and Stop Cable Mount Bracket		
	2	310-32565	Screw Cap M8 - 1.25 x 16		
	2	400-18912	Washer Lock 5/16		
7	1	420-34553	Clip, shut-off Cable		
8	1	310-19475	Screw Cap Whizlock 3/8 - 16NC x 3/4		
9	4	210-19434	Nut Hex Whizlock 3/8 - 16NC		
10	1	090-32365	Cable, Shut-off With Knob		
11	1	420-34084	Knob		
12	1	200-32596	Connector, Shut-off Lever		
13	1	090-20026	Swivel, Connector, with Screw & Washer		
14	1	220-19836	Pin, Cotter 1/16 Diameter x 3/4		
15	1	420-34895	Wire Harness, Engine End		
	1	420-32958	Wire Tie		
16	2	420-33322	Clip, Insulated		
17	2	310-32563	Screw Cap M10 - 1.50 x 20mm		
	2	400-10548	Washer Lock 7/16		
18	1	310-32470	Screw Cap M8 - 1.25 x 12mm, Ground Wire		
19	1	420-34556	Cable, Ground		
20	1	310-19476	Screw Cap Whizlock 3/8 - 16NC x 1		
21	1	420-10980	Cable, Battery, Negative		
22	1	420-34769	Cable, Battery, Positive		
23	1	090-32042	Cable, Throttle		
24	2	200-32287	Yoke		
25	2	210-10684	Nut Hex No. 10 - 32NF, Comes with Cable		
26	2	220-16148	Pin, Clevis 1/4 diameter x 1		
27	1	090-32366	Throttle Handle Weldment		
28	1	420-34900	Grip, Throttle		
29	1	310-19538	Screw, Cap 3/8 - 16NC x 1 3/4		
30	1	400-32476	Washer, Friction		
31	1	400-32242	Washer, Belleville		
32	1	210-19533	Nut Hex, Flanged Centerlock 3/8 - 16NC		
33	2	310-19477	Screw Cap Whizlock 3/8 - 16NC x 1 1/4		
34	1	170-34179	Hose Oil Drain	940676 N	1432704
	1	170-32939	Hose Oil Drain	1432704	
35	1	230-29395	Cap 1 1/16	940676 N	1432704
	1	230-19504	Plug 3/4 JIC	1432704	
36	1	420-18137	Clamp Hose	940676 N	1432704
	1	230-32605	Adapter Special	1432704	
37	1	420-34978	Frost Plug Heater (To be installed where Square Countersunk Plug is. Starter Side of Block.)		

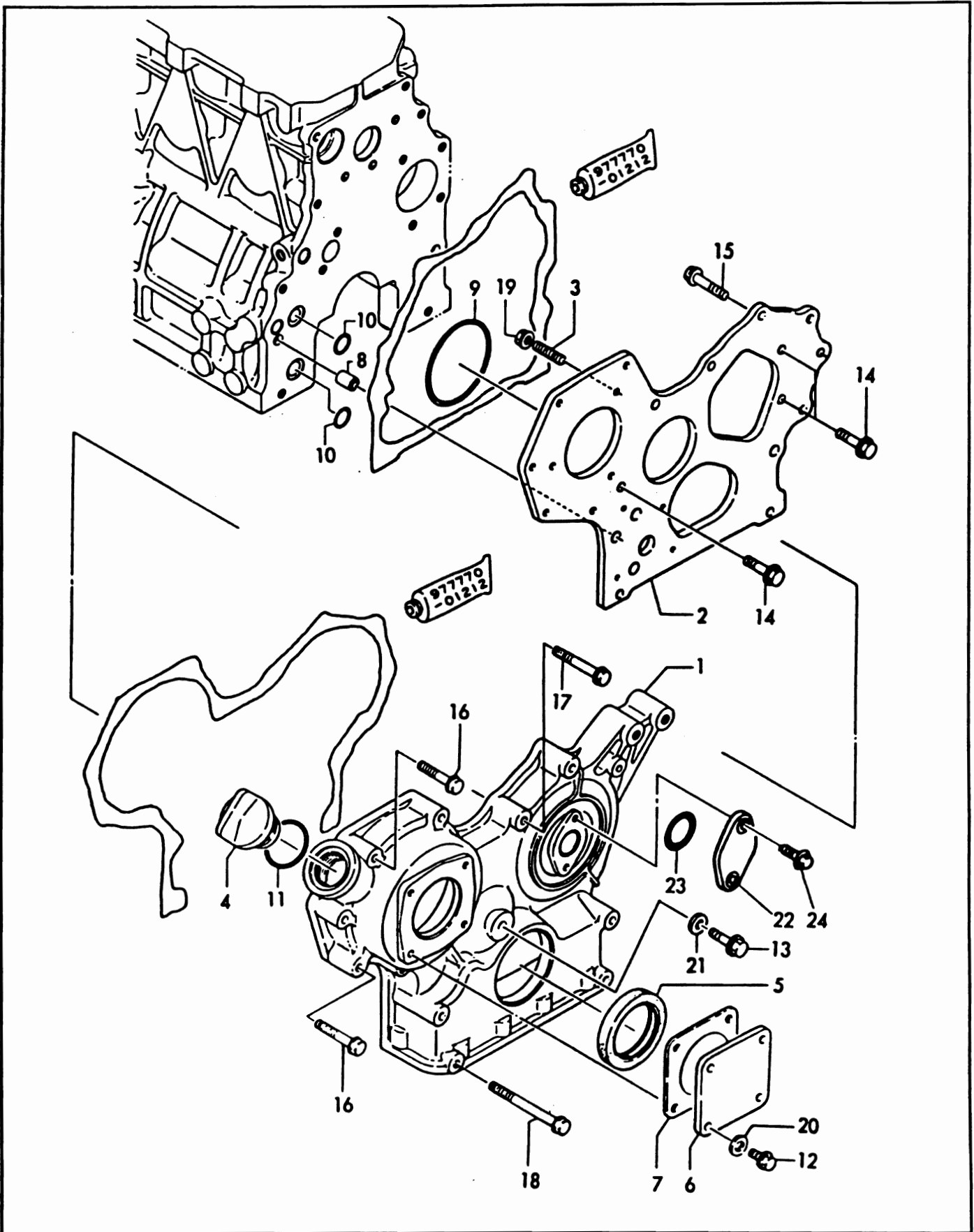
CYLINDER BLOCK



CYLINDER BLOCK

REF	QTY	PART NO.	DESCRIPTION
1	1	425-34720	Block Assembly, Cylinder
2	1	Not Serviced	Block Assembly, Cylinder
3	1	Not Serviced	Block, Cylinder
4	2	425-34721	Plug PT 1/4
5	1	425-34721	Plug PT 1/4
6	1	425-34722	Plug
7	1	425-34723	Plug PT 1/8
8	1	425-34724	Plug 50
9	2	425-34725	Plug 12
10	8	425-34726	Plug 30
11	4	425-34727	Packing 8
12	1	425-34728	Plug PT 3/8
13	4	425-34729	Bolt M 8 x 12 Plated
14	10	425-34730	Bolt
15	1	Not Serviced	Bearing Cap, Base
16	4	Not Serviced	Bearing Cap
17	5	425-34654	Main Bearing
18	5	Not Serviced	Main Bearing, Upper
19	5	Not Serviced	Main Bearing, Lower
20	2	425-34731	Bearing Thrust
21	2	Not Serviced	Thrust Bearing, Lower
22	2	Not Serviced	Thrust Bearing, Upper
23	3	425-34732	Bush, Camshaft
24	1	425-34656	Bearing Thrust
25	2	425-34733	Bolt M 8 x 16 Plated
26	18	425-34638	Bolt, Cylinder Head
27	1	425-34637	Gasket, Cylinder Head
28	5	425-34734	Main Bearing 025, Under-Size
29	5	Not Serviced	Main, Bearing, Upper
30	5	Not Serviced	Main Bearing, Lower
31	1	425-34735	Thrust Bearing Set, Over-Size
32	2	Not Serviced	Thrust Bearing, Lower
33	2	Not Serviced	Thrust Bearing, Upper
34	1	425-34736	Joint PT 1/4

GEAR HOUSING

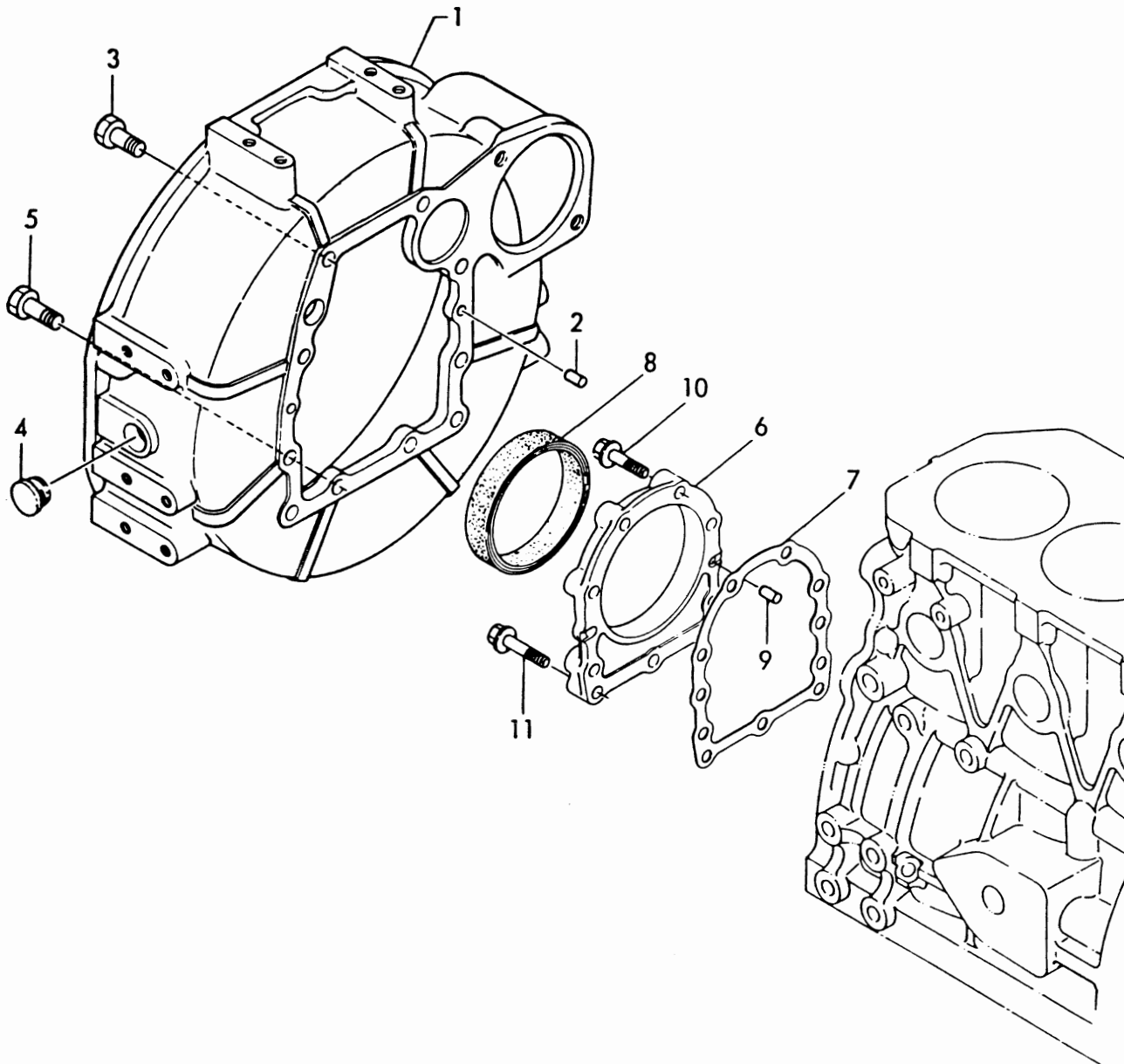


GEAR HOUSING

REF	QTY	PART NO.	DESCRIPTION
1	1	425-34737	Housing, Gears
2	1	425-34738	Flange, Gears Housing
3	3	425-34739	Stud M 8X 22
4	1	425-34740	Cap, Lub. Oil Supply
5	1	425-34673	Seal, Oil
6	1	425-34741	Cover
7	1	425-34742	Gasket
8	2	425-34743	Knock, Pipe
9	1	425-34681	O-Ring, F.I. Pump
10	2	425-34744	O-Ring 1A P - 16.0
11	1	425-34745	O-Ring 1A P - 32.0
12	4	425-34729	Bolt M 8X 12 Plated
13	1	425-34733	Bolt M 8X 16 Plated
14	3	425-34733	Bolt M 8X 16 Plated
15	2	425-34746	Bolt M 8X 20 Plated
16	6	425-34747	Bolt M 8X 45 Plated
17	3	425-34748	Bolt M 8X 55 Plated
18	4	425-34749	Bolt M 8X 85 Plated
19	3	210-28424	Nut M 8
20	4	425-34750	Washer 8, Seal
21	1	425-34750	Washer 8, Seal
22	1	425-34751	Cover, Blind
23	1	425-34763	O-Ring
24	2	310-21772	Bolt M 6X 12 Plated

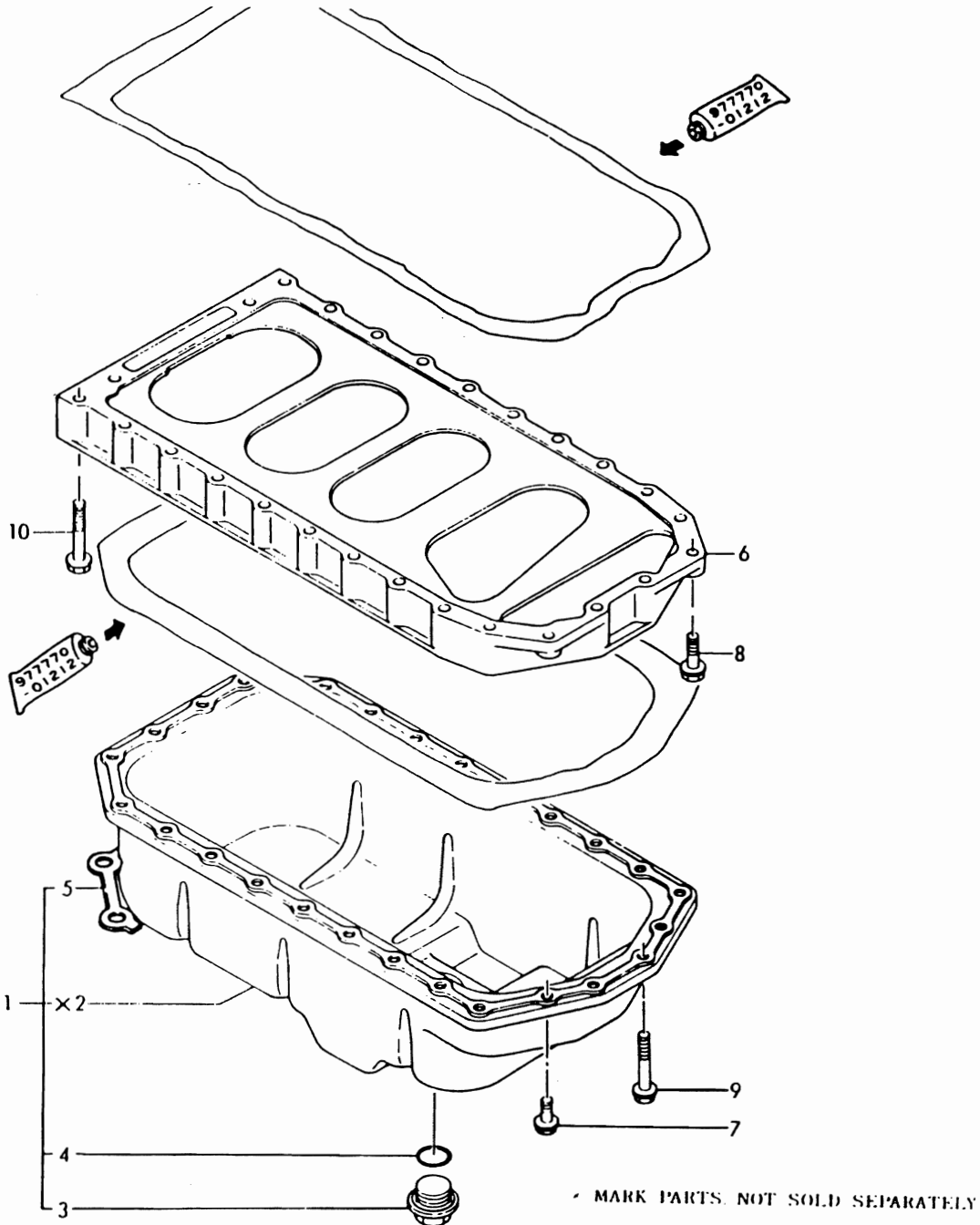
FLYWHEEL HOUSING

REF	QTY	PART NO.	DESCRIPTION
1	1	425-34754	Housing, Flywheel
2	2	425-34695	Pin 8X 16
3	6	310-32478	Bolt M10X 25 Plated
4	1	425-34756	Cap, Filler
5	4	310-32407	Bolt M10X 30 Plated
6	1	425-34757	Case, Oil Seal
7	1	425-34758	Gasket, Case, Seal
8	1	425-34759	Seal, Oil
9	2	425-34695	Pin 8X 16
10	6	425-34760	Bolt M 8X 30 Plated
11	3	425-34761	Bolt M 8X 35 Plated

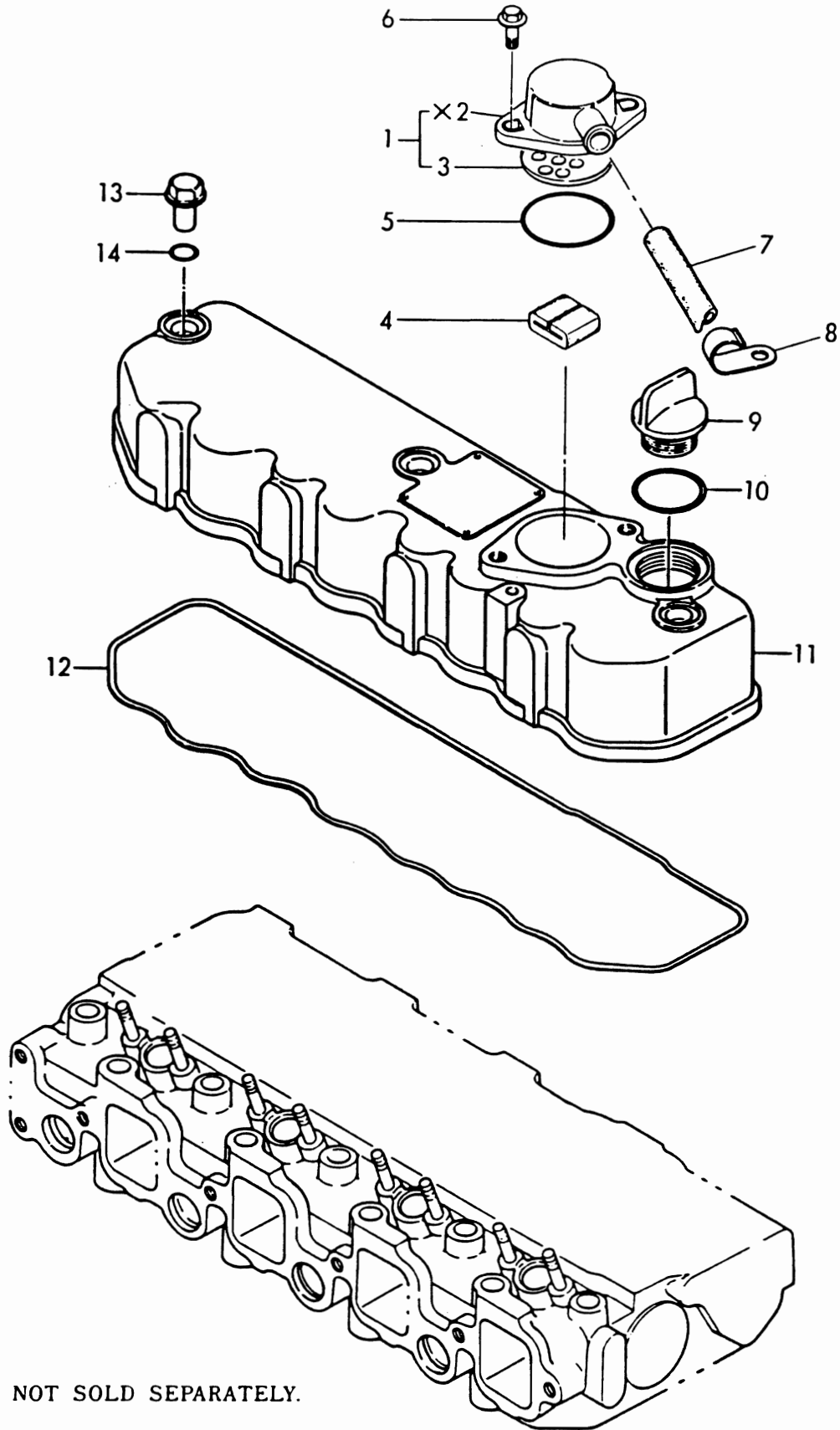


LUB. OIL SUMP

REF	QTY	PART NO.	DESCRIPTION	START SERIAL NO.	PRIOR TO SERIAL NO.
1	1	425-35491	Sump Assembly, Lub Oil Rear Drain	940676N	
1	1	425-34762	Sump Assembly, Lub. Oil		940676N
2	1	Not Serviced	Sump, Oil		
3	1	230-32563	Plug Special		
4	1	425-34763	O-Ring 1A S - 24.0		
5	2	425-34755	Support		
6	1	425-34764	Spacer, Sump		
7	4	425-34733	Bolt M 8X 16 Plated		
8	2	425-34765	Bolt M 8X 25 Plated		
9	20	425-34747	Bolt M 8X 45 Plated		
10	4	425-34766	Bolt M 8X 50 Plated		



BONNET

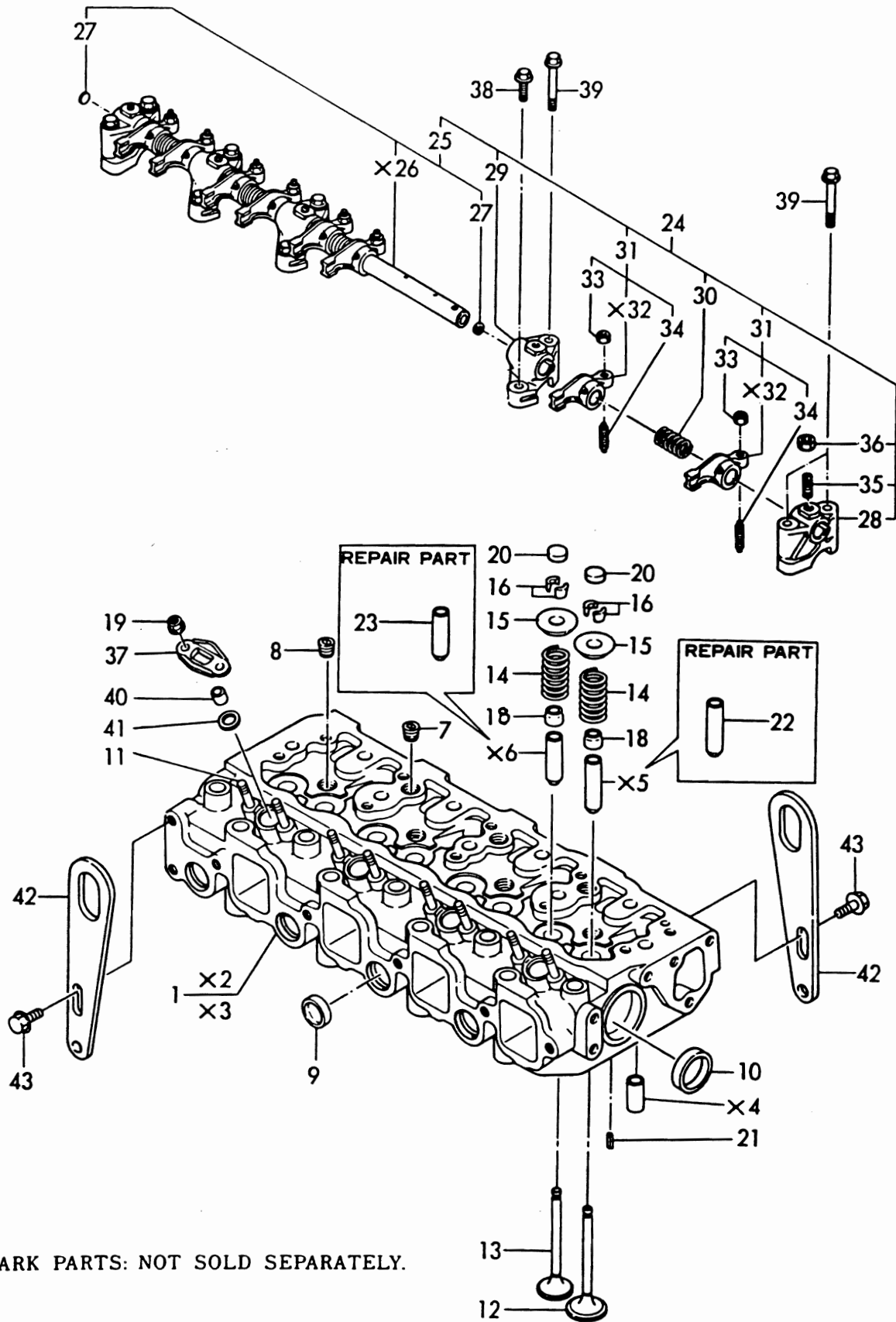


× MARK PARTS: NOT SOLD SEPARATELY.

BONNET (VALVE COVER)

REF	QTY	PART NO.	DESCRIPTION
1	1	425-34767	Breather Cover Comp.
2	1	Not Serviced	Cover, Breather
3	1	425-34768	Plate, Shelter
4	1	425-34769	Baffle
5	1	425-34770	O-Ring 1A S - 50.0
6	2	425-34733	Bolt M 8X 16 Plated
7	1	425-34771	Pipe
8	1	425-34772	Retainer
9	1	425-34740	Cap, Lub. Oil Supply
10	1	425-34745	O-Ring
11	1	425-34774	Bonnet
12	1	425-34689	Gasket, Bonnet
13	3	425-34775	Knob
14	3	425-34776	O-Ring 1A P - 12.0

CYLINDER HEAD



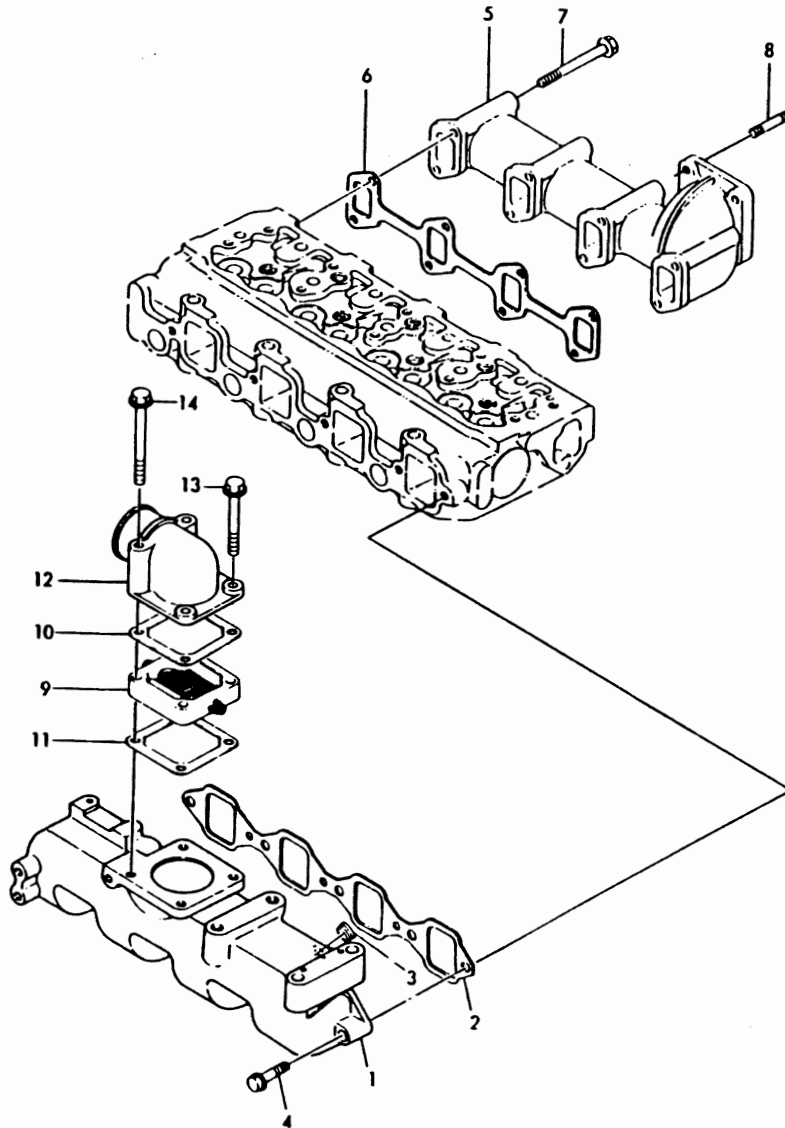
× MARK PARTS: NOT SOLD SEPARATELY.

CYLINDER HEAD

REF	QTY	PART NO.	DESCRIPTION
1	1	425-34691	Head Assembly, Cylinder
2	1	Part of Item 1	Head Assembly, Cylinder
3	1	Part of Item 1	Head, Cylinder
4	4	Part of Item 1	Piece
5	4	Part of Item 1	Valve Guide, Suction
6	4	Part of Item 1	Valve Guide, Exhaust
7	3	425-34777	Plug PT $\frac{1}{2}$
8	4	425-34728	Plug PT 3/8
9	4	425-34778	Plug 22
10	2	425-34779	Plug 40
11	8	425-34780	Stud M 6X 20 Plated
12	4	425-34640	Valve, Intake
13	4	425-34639	Valve, Exhaust
14	8	425-34643	Spring, Valve
15	8	425-34644	Retainer, Spring
16	8	425-34646	Cotter 8
18	8	425-34645	Seal, Valve Stem
19	8	425-34781	Nut M 6
20	8	425-34782	Cap
21	2	425-34783	Spring Pin 6X 12
22	4	425-34642	Guide, Suction Valve
23	4	425-34641	Guide, Exhaust Valve
24	1	425-34784	Shaft, Rocker Arm
25	1	425-34785	Shaft, Rocker Arm
26	1	Not Serviced	Shaft, Rocker Arm
27	2	425-34786	Plug 10
28	2	425-34787	Support, Rocker Arm
29	3	425-34788	Support, Rocker Arm
30	4	425-34789	Spring
31	8	425-34790	Arm, Valve Rocker
32	8	Not Serviced	Arm, Rocker
33	8	425-34791	Nut M 8X P 1.0
34	8	425-34792	Screw, Valve
35	3	425-34793	Stud M 8X 18 Plated
36	3	425-34794	Lock Nut M 8 Plated
37	4	425-34795	Retainer
38	3	425-34765	Bolt M 8X 25 Plated
39	7	425-34766	Bolt M 8X 50 Plated
40	4	425-34647	Protector, Nozzle
41	4	425-34796	Seat
42	2	Not Serviced	Lifter, Engine
43	4	425-34797	Bolt M 8X 14 Plated

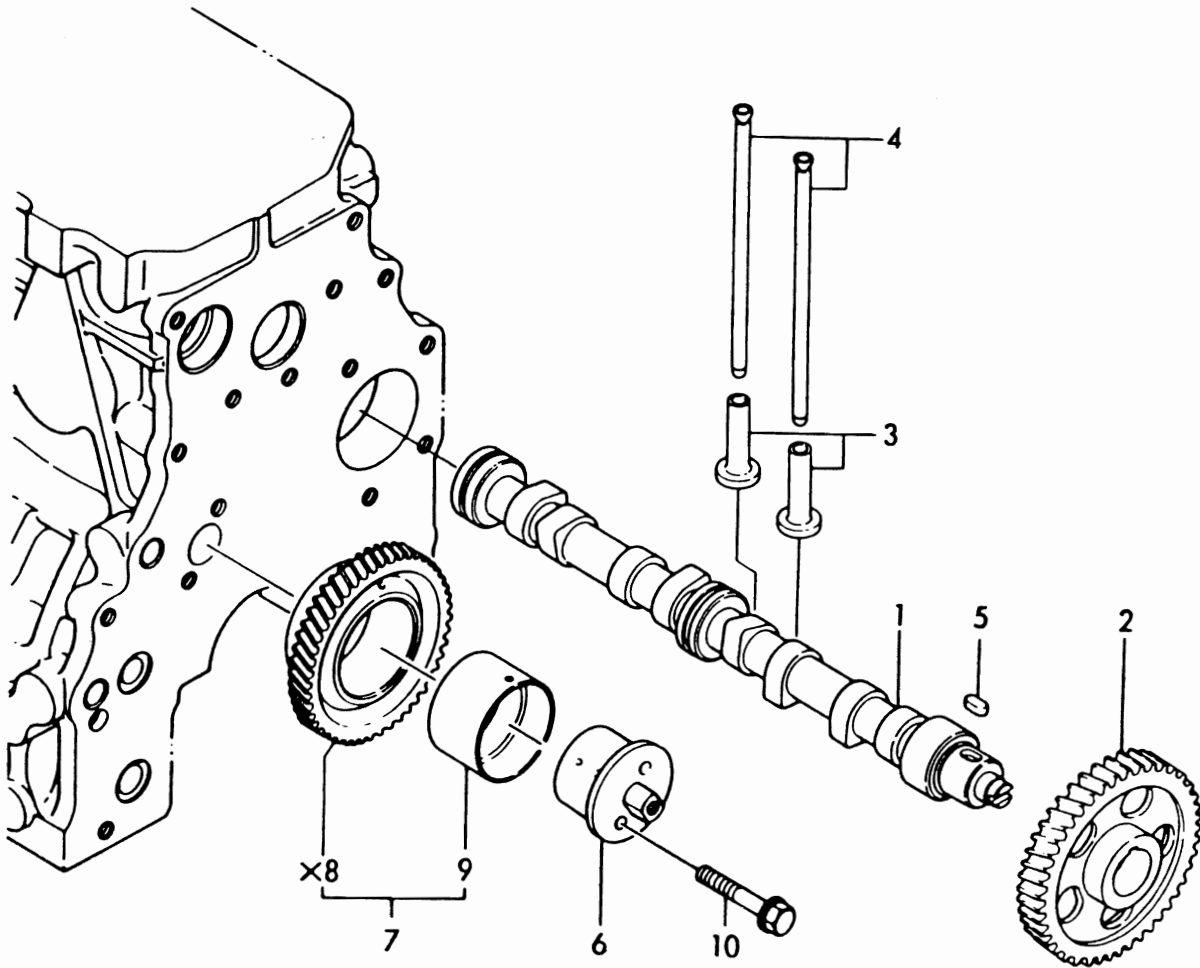
MANIFOLD

REF	QTY	PART NO.	DESCRIPTION
1	1	425-34798	Manifold, Intake
2	1	425-34651	Gasket
3	1	425-34728	Plug PT 3/8
4	5	425-34761	Bolt M 8X 35 Plated
5	1	425-34799	Manifold, Exhaust
6	1	425-34653	Gasket, Manifold
7	8	425-34800	Bolt M 8X 80 Plated
8	4	425-34801	Stud M 8X 22 Plated
9	1	425-34802	Heater, Air
10	1	425-34803	Packing
11	1	425-34649	Gasket, Air Heater
12	1	425-34804	Bend
13	2	425-34805	Bolt M 8X 40 Plated
14	2	425-34800	Bolt M 8X 80 Plated



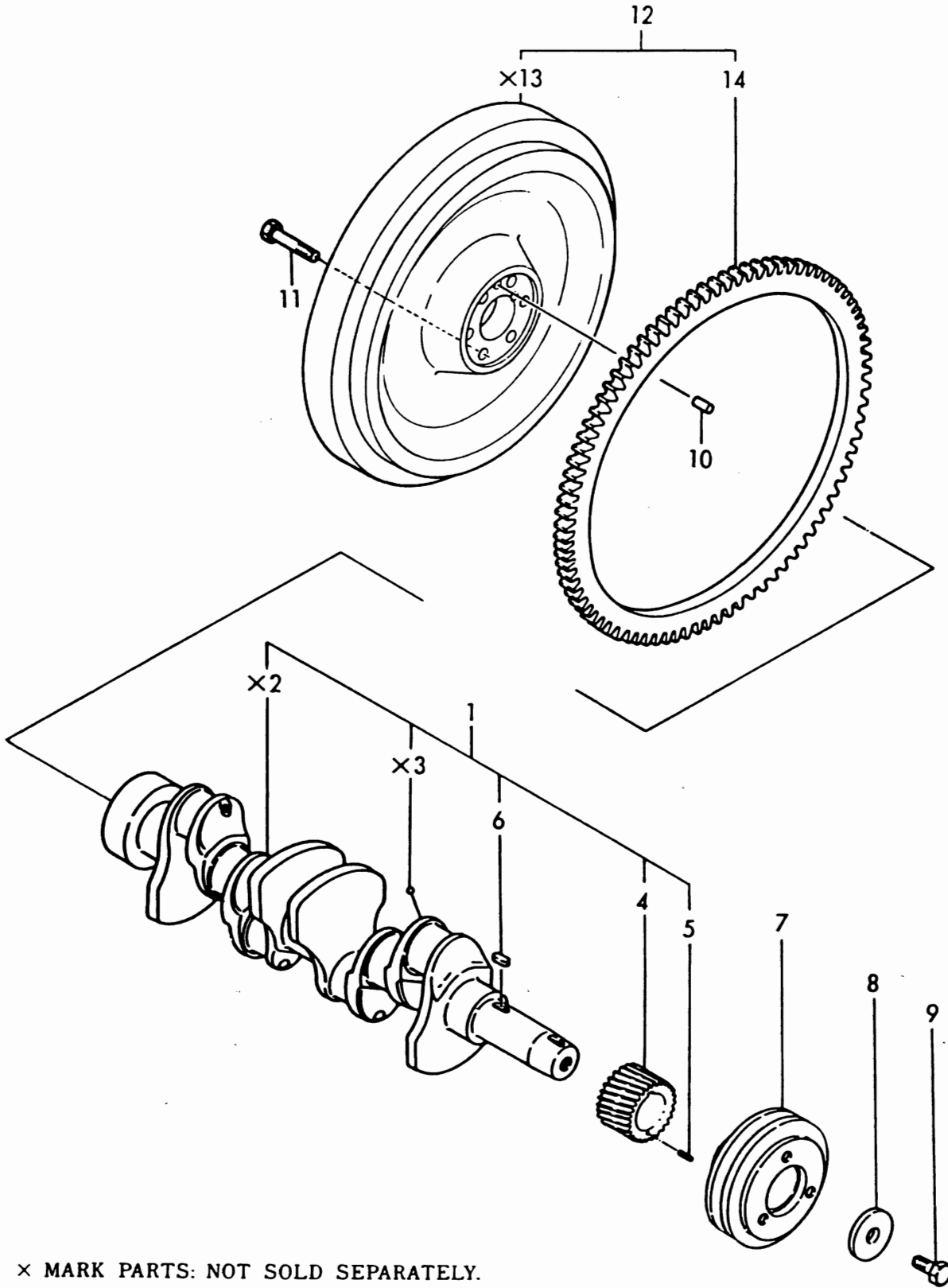
CAMSHAFT & IDLE GEAR

REF	QTY	PART NO.	DESCRIPTION
1	1	425-34806	Camshaft Assembly
2	1	425-34807	Gear, Camshaft
3	8	425-34808	Tappet
4	8	425-34809	Rod, Push
5	1	425-34810	Key 7X 14
6	1	425-34811	Shaft, Idle Gear
7	1	425-34812	Gear W/Bush
8	1	Not Serviced	Gear, Idle
9	1	425-34813	Bush, Idle Gear
10	2	425-34747	Bolt M 8X 45 Plated



× MARK PARTS: NOT SOLD SEPARATELY.

CRANKSHAFT & FLYWHEEL

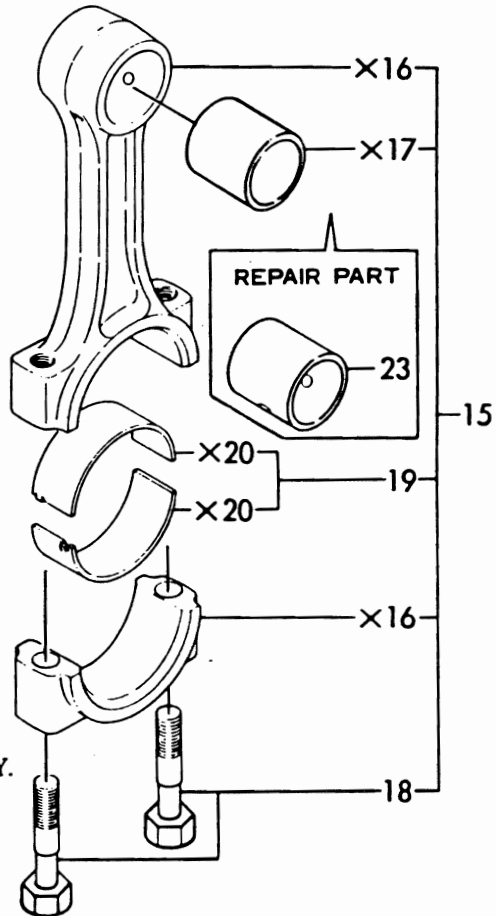
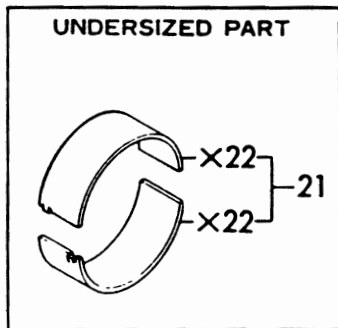
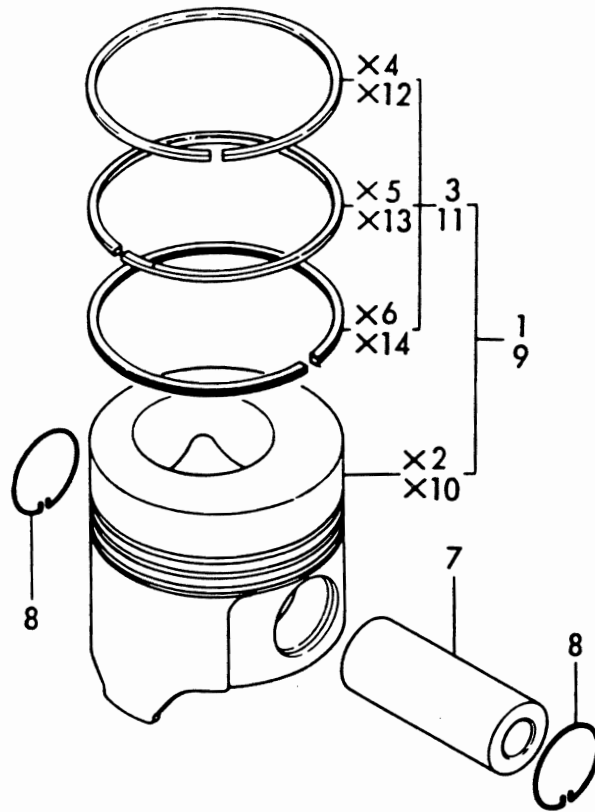


× MARK PARTS: NOT SOLD SEPARATELY.

CRANKSHAFT & FLYWHEEL

REF	QTY	PART NO.	DESCRIPTION
1	1	425-34692	Crankshaft Assembly
2	1	Not Serviced	Crankshaft
3	4	Not Serviced	Ball ¼
4	1	425-34814	Gear, Crankshaft
5	1	425-34815	Spring Pin 4 x 10
6	1	425-34810	Key 7X 14
7	1	425-34816	V-Pulley, Crankshaft
8	1	425-34817	Washer
9	1	425-34818	Bolt
10	1	425-34695	Pin 8X 16
11	6	425-34693	Bolt
12	1	425-34819	Flywheel Assembly
13	1	Not Serviced	Flywheel
14	1	425-34694	Gear, Ring

PISTON & CONNECTING ROD

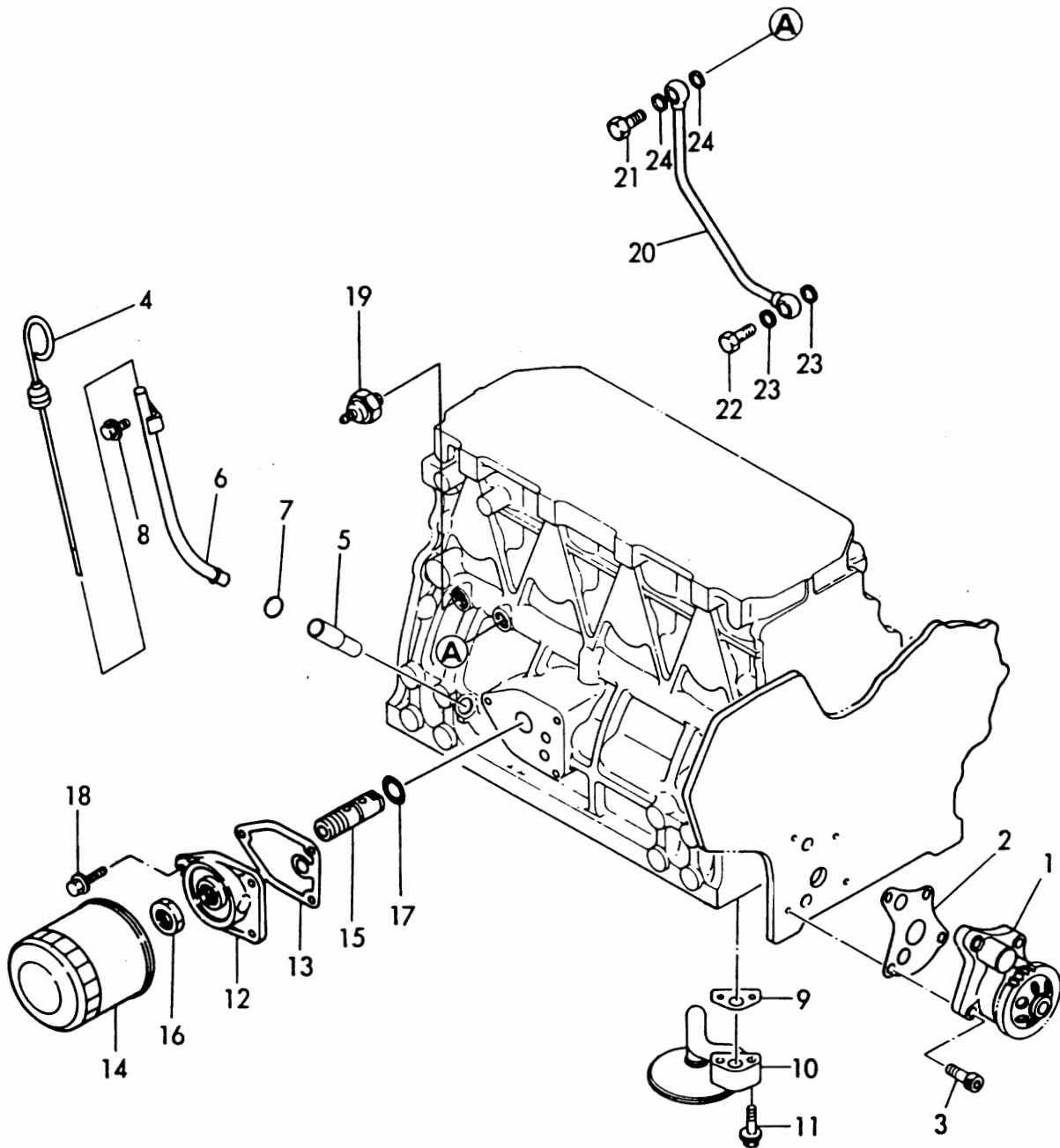


× MARK PARTS: NOT SOLD SEPARATELY.

PISTON & CONNECTING ROD

REF	QTY	PART NUMBER	DESCRIPTION
1	4	425-34657	Piston w/Rings
2	4	Not Serviced	Piston
3	4	425-34658	Ring Set
4	4	Not Serviced	Ring, Top Piston
5	4	Not Serviced	Ring, 2nd Piston
6	4	Not Serviced	Ring, Oil
7	4	425-34696	Pin, Piston
8	8	425-34697	Circlip
9	4	425-34820	Piston w/Ring 0.25 mm OS
10	4	Not Serviced	Piston 0.S = 0.25 mm
11	4	425-34821	Piston Ring Set 0.25 mm
12	4	Not Serviced	Ring (Top) 0.S = 0.25 mm
13	4	Not Serviced	Ring (2nd) 0.S = 0.25 mm
14	4	Not Serviced	Oil Ring 0.S = 0.25 mm
15	4	425-34698	Rod Assembly, Connecting
16	4	Not Serviced	Rod, Connecting
17	4	Not Serviced	Bush, Piston Pin
18	8	425-34659	Bolt, Rod
19	4	425-34660	Bearing, Pin
20	8	Not Serviced	Bearing, Crank Pin
21	4	425-34822	Bearing Pin 0.25 mm
22	8	Not Serviced	Bearing U.S. = 0.25 mm
23	4	425-34699	Bush, Piston Pin

LUB. OIL SYSTEM

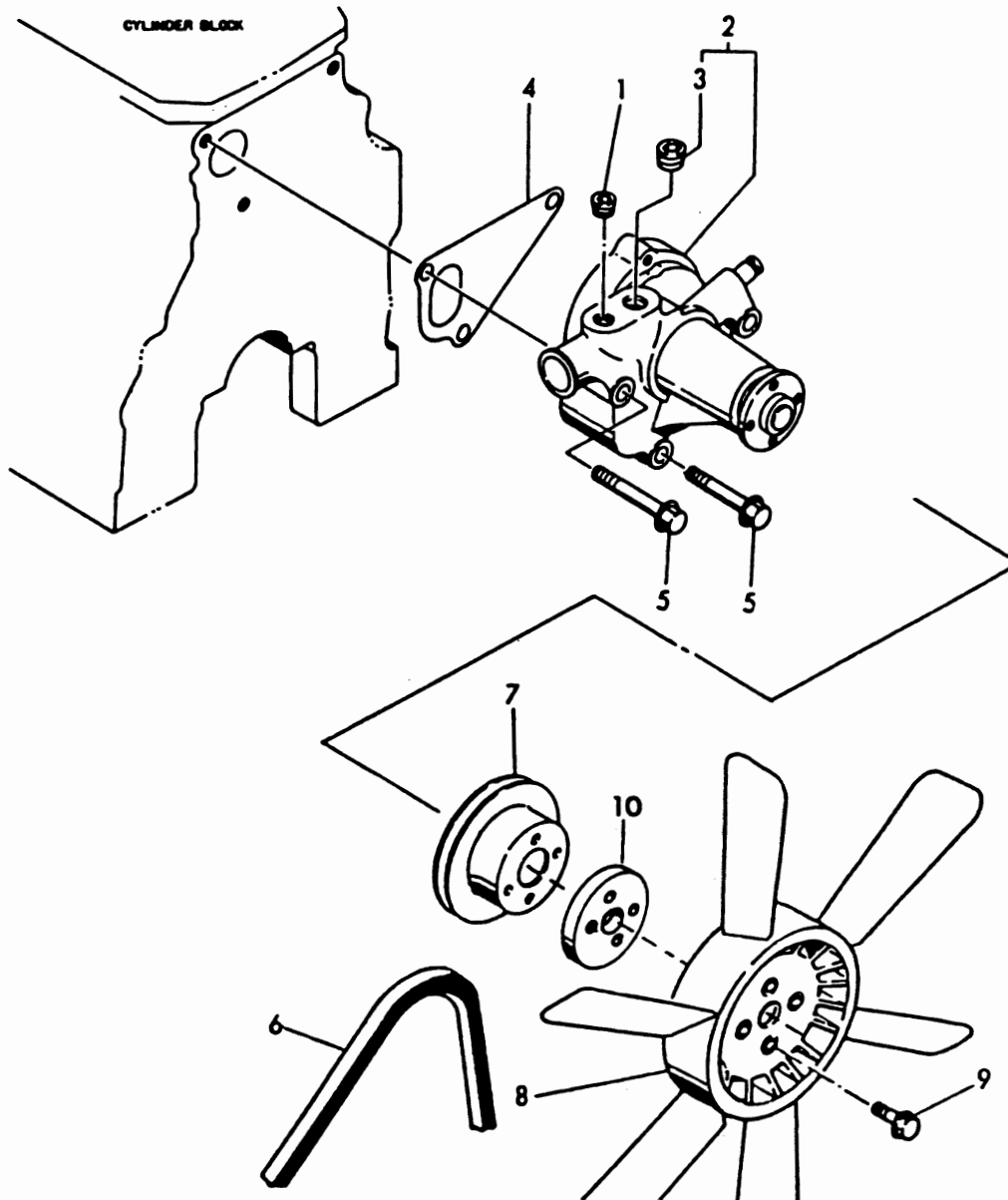


LUB. OIL SYSTEM

REF	QTY	PART NO.	DESCRIPTION
1	1	425-34700	Pump Assembly, Lub. Oil
2	1	425-34701	Gasket
3	4	425-34823	Bolt M 6X 25
4	1	425-34824	Dipstick, Lub. Oil
5	1	425-34825	Guide, Dipstick
6	1	425-34826	Guide, Dipstick
7	1	425-34827	O-Ring 1A P-10A
8	1	425-34733	Bolt M 8X 16 Plated
9	1	425-34828	Gasket
10	1	425-34829	Pipe, Oil Inlet
11	2	425-34761	Bolt M 8X 35 Plated
12	1	425-34830	Bracket, Strainer
13	1	425-34831	Gasket
14	1	425-34635	Filter 90X80L
15	1	425-34832	Valve Assembly, Oil Press
16	1	425-34833	Nut
17	1	425-34744	O-Ring 1A P-16.0
18	3	425-34746	Bolt M 8X 20 Plated
19	1	425-34684	Switch, Oil Pressure
20	1	425-34834	Pipe, Lub. Oil
21	1	425-34835	Bolt, Pipe Joint
22	1	425-34836	Bolt, 8, Pipe Joint
23	2	425-34750	Washer 8, Seal
24	2	425-34837	Packing 10

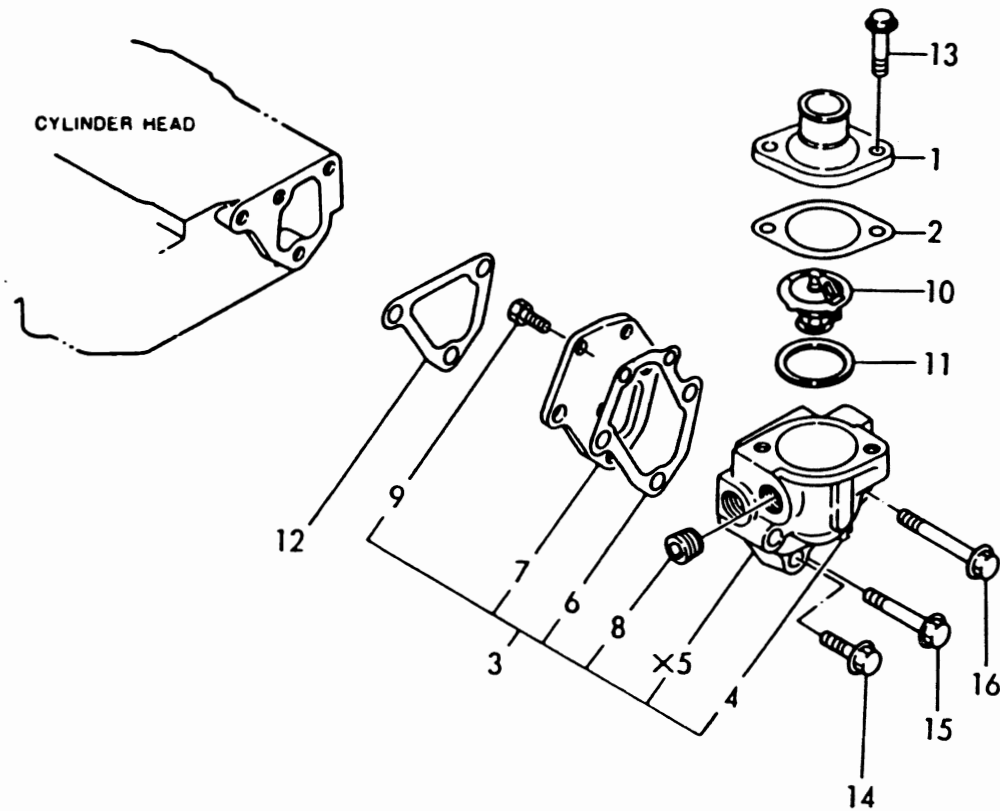
COOLING WATER SYSTEM

REF	QTY	PART NUMBER	DESCRIPTION	START SERIAL#	PRIOR-SERIAL#
1	1	425-34777	Plug PT 1/4		
2	1	425-34702	Pump Assembly, Cooling Water	1425288	1425278
		425-35506	Pump Assembly, Cooling Water		
3	1	425-34728	Plug PT 3/8		
4	1	425-34703	Gasket, Cooling Water Pump		
5	3	425-34838	Bolt M 8X 60 Plated		
6	1	425-34688	V-Belt		
7	1	425-34839	V-Pulley		
8	1	420-34940	Fan Cooling Pusher		
9	4	425-34841	Bolt		
10	1	425-34842	Spacer		



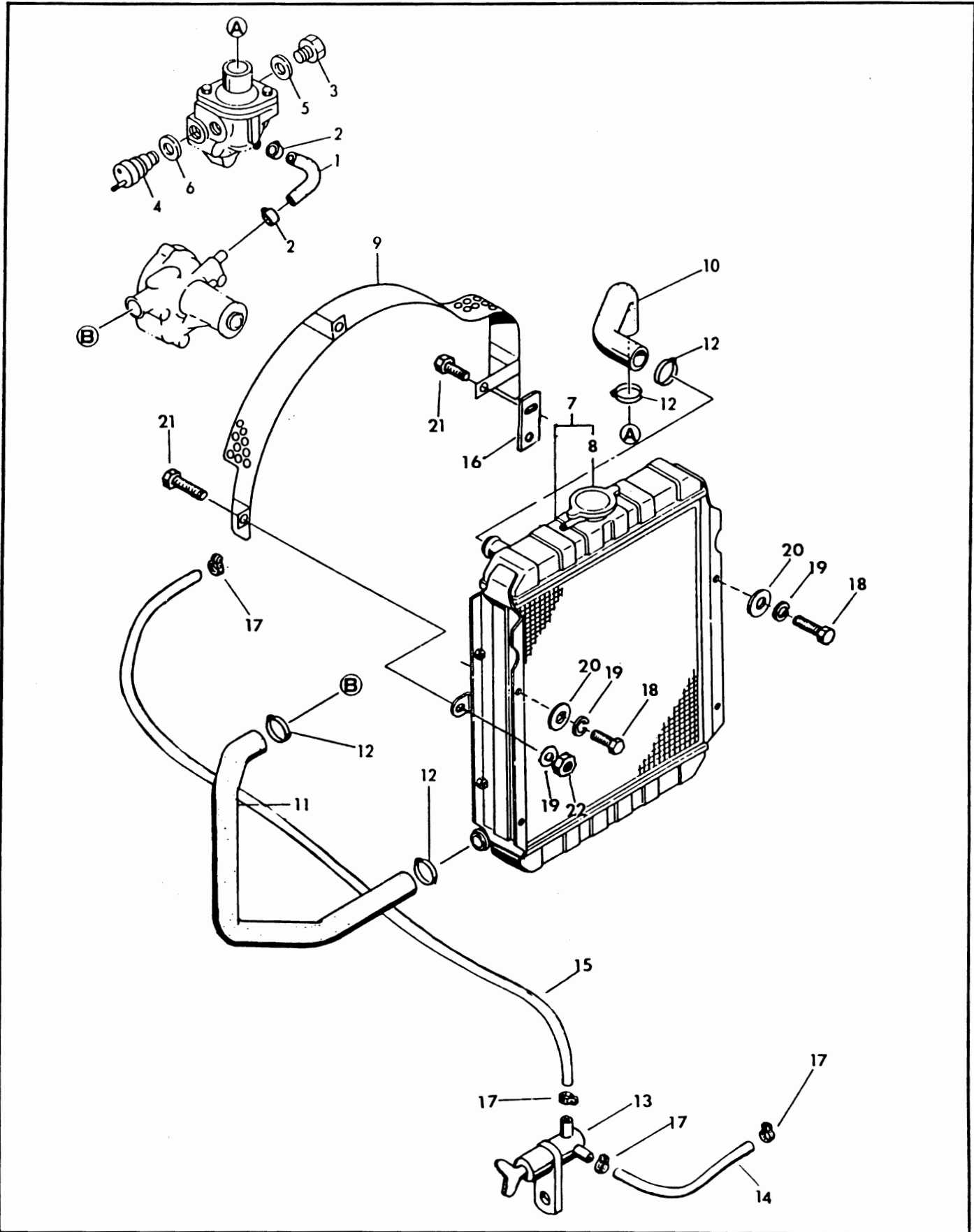
THERMOSTAT

REF	QTY	PART NO.	DESCRIPTION
1	1	425-34843	Cover, Thermostat
2	1	425-34704	Gasket, Upper
3	1	425-34844	Case Assembly, Thermostat
4	1	425-34845	Joint PT 1/8
5	1	Not Serviced	Case, Thermostat
6	1	425-34846	Gasket, Cover
7	1	425-34847	Cover, Thermostat Case
8	1	425-34728	Plug PT 3/8
9	2	425-34848	Bolt M 6X 16 Plated
10	1	425-34661	Thermostat
11	1	425-34705	Gasket, Lower
12	1	425-34849	Gasket, Case
13	2	425-34746	Bolt M 8X 20 Plated
14	1	425-34765	Bolt M 8X 25 Plated
15	1	425-34766	Bolt M 8X 50 Plated
16	1	425-34838	Bolt M 8X 60 Plated



× MARK PARTS: NOT SOLD SEPARATELY.

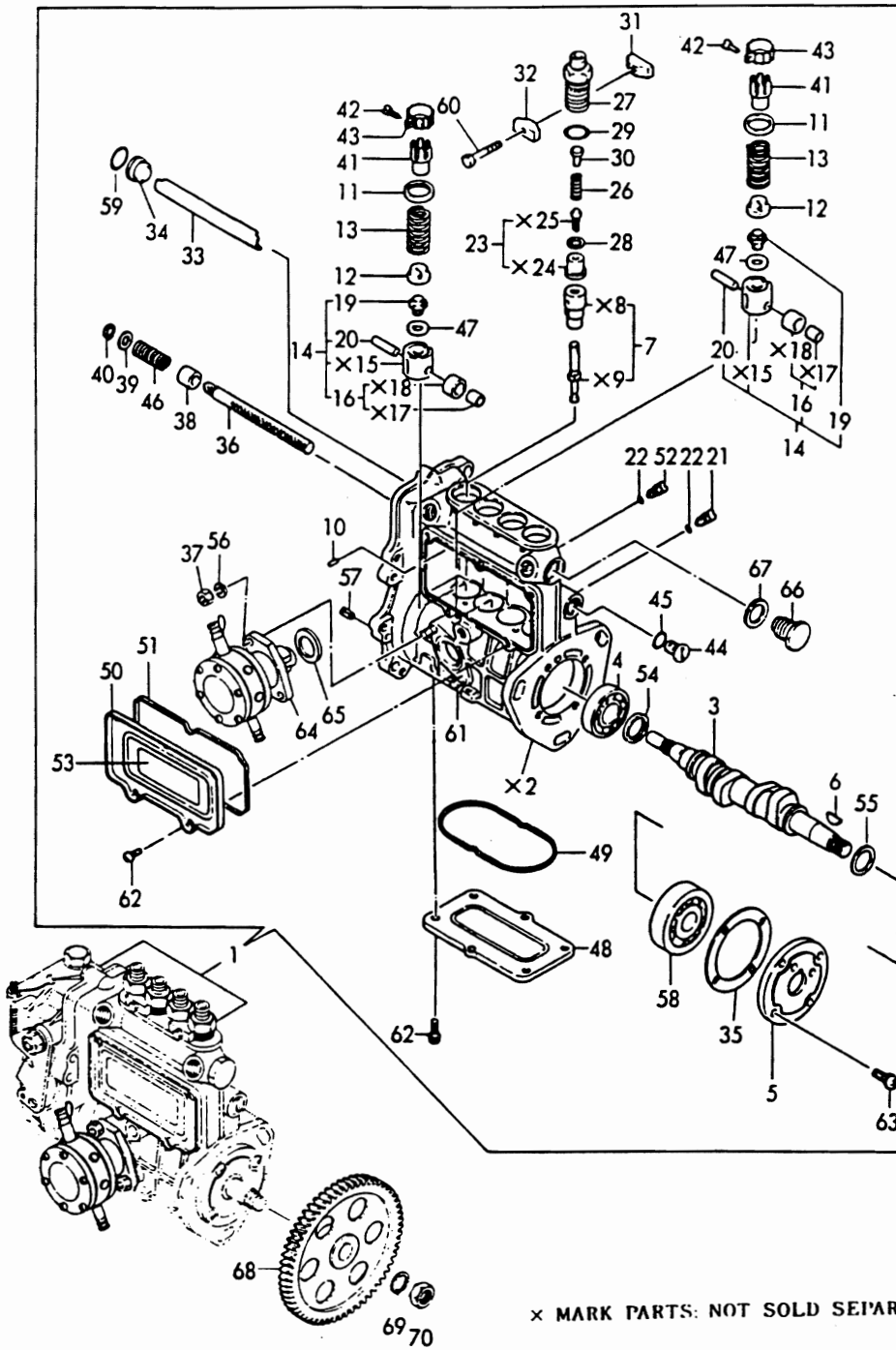
COOLING WATER LINE



COOLING WATER LINE

REF	QTY	PART NO.	DESCRIPTION	START SERIAL NO.	PRIOR TO SERIAL NO.
1	1	425-34706	Pipe, C.W. By-Pass		
2	2	425-34850	Clamp 16		
3	1	425-34851	Plug		
4	1	425-34683	Switch, Thermo 110 Degrees C		
5	1	425-34707	Packing 16		
6	1	425-34707	Packing 16		
7	1	420-35548	Radiator		
8	1	425-34662	Cap		
9	1	425-34852	Protector, Fan		9405758
10	1	425-34687	Pipe (A), C, Water		
11	1	425-34686	Pipe (B), C, Water		
12	4	425-34853	Clamp 38		
13	1	425-34854	Drain Valve		
14	1	420-34901	Hose, Valve to Radiator		
15	1	420-33711	Hose, Valve to Block		
16	1	360-32300	Strap		
17	4	420-21748	Hose Clamp		
18	4	310-32370	Screw Cap M8 - 1.25 x 20 mm		
19	4	400-18912	Washer Lock 5/16		
20	4	400-18911	Washer Flat, 5/16		
21	3	310-20247	Screw Cap Whizlock 5/16 - 18 NC x ¾		9405758
22	3	210-19470	Nut Hex Whizlock 5/16 - 18 NC		9405758

FUEL INJECTION PUMP



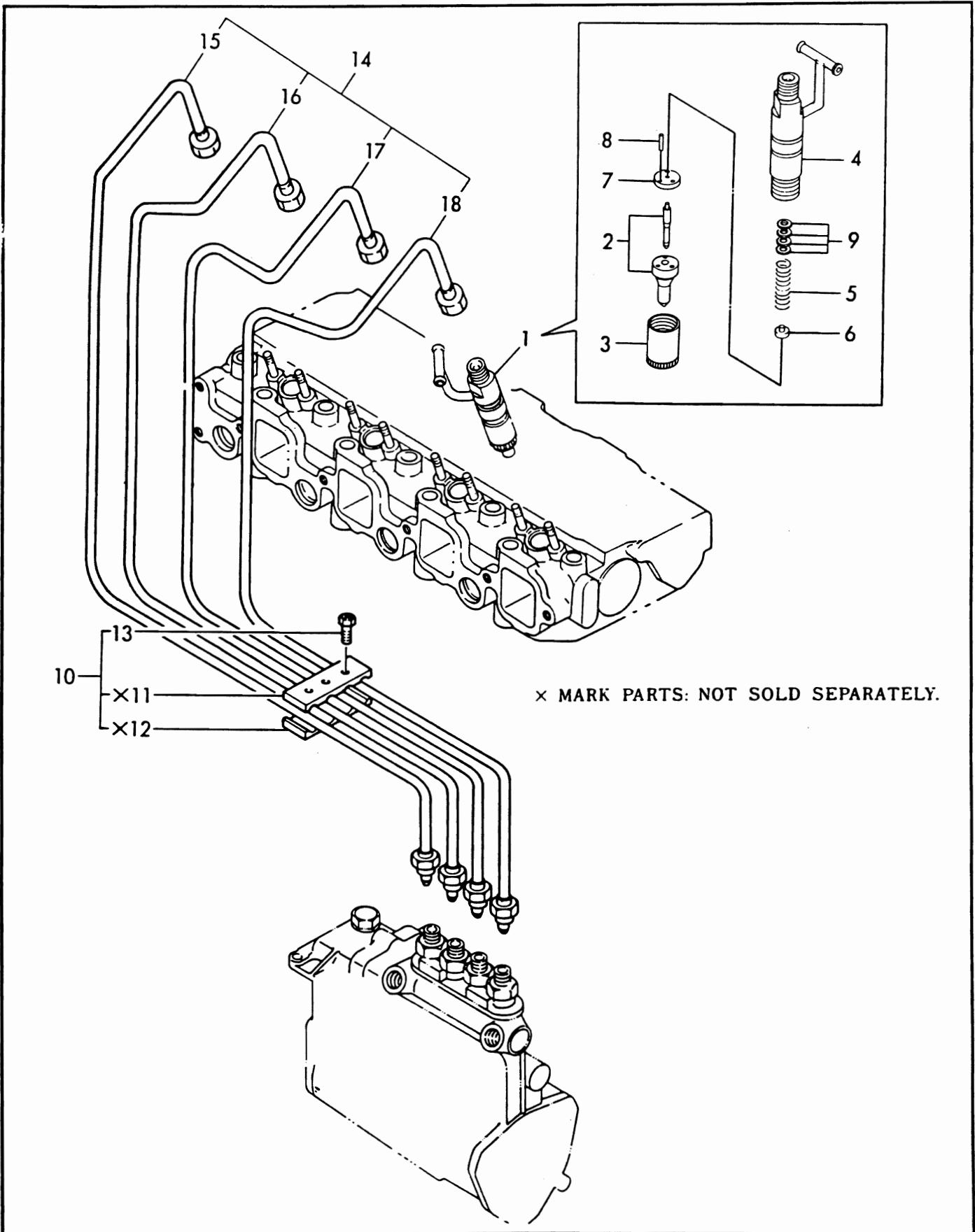
x MARK PARTS: NOT SOLD SEPARATELY.

REF	QTY	PART NO.	DESCRIPTION
1	1	425-34855	Pump W/Gov. & Fuel Pump
2	1	Not Serviced	Body, Fuel Injection Pump
3	1	425-34856	Camshaft
4	1	425-34857	Ball Bearing, Thrust
5	1	425-34858	Retainer
6	1	425-34859	Key
7	4	425-34663	Plunger W/Barrel
8	4	Not Serviced	Barrel
9	4	Not Serviced	Plunger
10	4	425-34860	Pin, Barrel Locking

FUEL INJECTION PUMP

REF	QTY	PART NO.	DESCRIPTION
11	4	425-34861	Retainer A
12	4	425-34862	Spring Shoe, Plunger
13	4	425-34863	Spring, Plunger
14	4	425-34864	Tappet Assembly
15	4	Not Serviced	Guide, Roller
16	4	425-34865	Roller Assembly
17	4	Not Serviced	Roller, Inner
18	4	Not Serviced	Roller, Outer
19	4	425-34866	Bolt, Adjusting
20	4	425-34867	Pin, Roller
21	4	425-34868	Locking, Tappet
22	4	425-34678	O-Ring
23	4	425-34664	Valve W/Seat, Delivery
24	4	Not Serviced	Seat
25	4	Not Serviced	Valve, Delivery
26	4	425-34709	Spring, Delivery Valve
27	4	425-34869	Valve Guard, Delivery
28	4	425-34710	Gasket
29	4	425-34677	O-Ring
30	4	425-34870	Stopper, Valve
31	2	425-34871	Locking (A)
32	2	425-34872	Locking (B)
33	1	425-34873	Deflector
34	1	425-34874	Check Bolt, Deflector
35	1	425-34875	Adj. Packing Comp.
36	1	425-34876	Rack, Control
37	2	310-32097	Nut M 6
38	1	425-34877	Bush, Rack
39	1	425-34878	Spacer, Auxiliary Spring
40	1	425-34711	Circlip
41	4	425-34879	Control Pinion (B)
42	4	425-34880	Screw, Pinion
43	4	425-34881	Pinion
44	1	425-34882	Plug, Rack
45	1	425-34680	O-Ring
46	1	425-34883	Spring, Rack
47	4	425-34884	Shim Comp.
48	1	425-34885	Cover
49	1	425-34712	Packing
50	1	425-34886	Side Cover
51	1	425-34887	Packing
52	1	425-34888	Locking, Rack
53	1	Not Serviced	Label
54	1	425-34889	Spacer
55	1	425-34890	Spacer
56	2	425-34891	Spring Washer 6
57	2	425-34892	Spring Pin 5X10
58	1	425-34893	Ball Bearing
59	1	425-34894	O-Ring 1A S-16.0
60	2	425-34895	Bolt M 5X 30 Plated
61	2	425-35465	Stud
62	11	425-34897	Screw M 5X 10
63	4	425-34898	Screw M 6X 16
64	1	425-34713	Pump Assembly, Fuel Feed
65	1	425-34714	Packing
66	1	425-34899	Plug
67	1	425-34900	Seal Washer 16
68	1	425-34901	Gear, Fuel Injection Pump
69	1	425-34902	Spring Washer 12
70	1	210-32084	Nut M12

FUEL INJECTION LINE



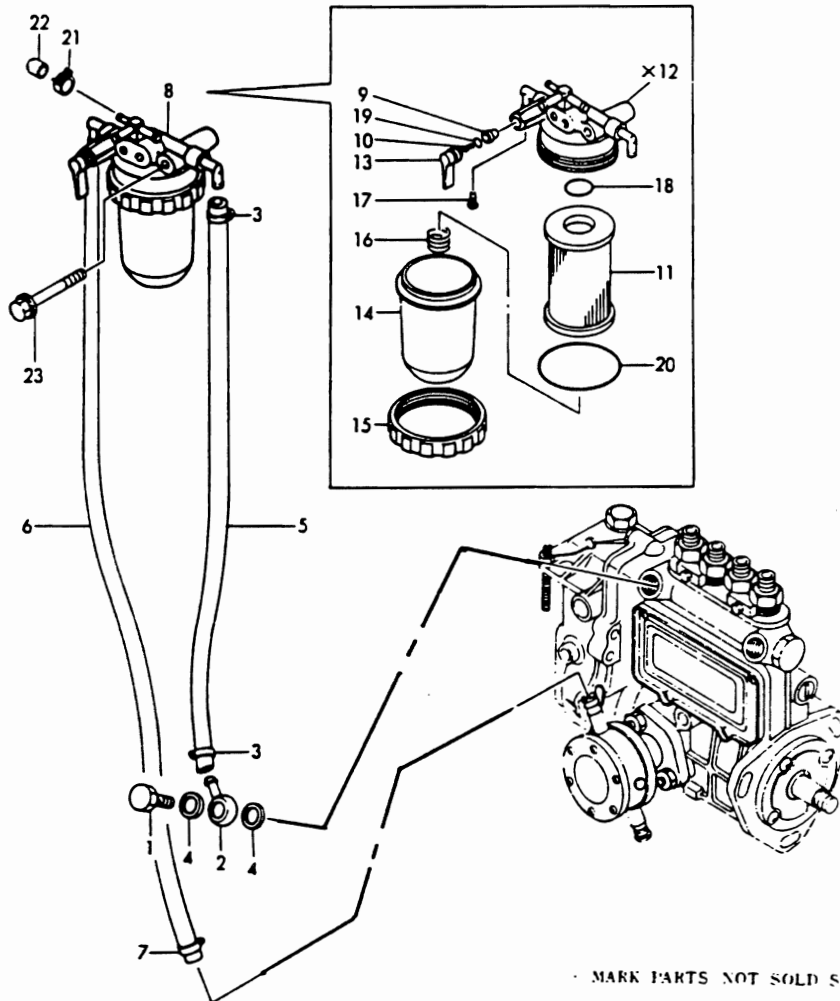
FUEL INJECTION LINE

REF	QTY	PART NO.	DESCRIPTION
1	4	425-34715	Valve Assembly, Fuel Injection
2	4	425-34665	Nozzle Assembly, Fuel Injection
3	4	425-34903	Nut
4	4	425-34904	Body, Fuel Injection Valve
5	4	425-34666	Spring, Nozzle
6	4	425-34905	Retainer, Spring
7	4	425-34906	Plate, Stop
8	8	425-34907	Pin
9	4	425-34667	Shim Pack
10	1	425-34908	Retainer
11	1	Not Serviced	Clamp, Upper
12	1	Not Serviced	Clamp, Lower
13	2	425-34909	Bolt M 4X 12
14	1	425-34716	Pipe, Fuel Injection
15	1	425-34910	Pipe Assembly, Fuel Injection
16	1	425-34911	Pipe Assembly, Fuel Injection
17	1	425-34912	Pipe Assembly, Fuel Injection
18	1	425-34913	Pipe Assembly, Fuel Injection

} # 1 Pipe is on the Flywheel End

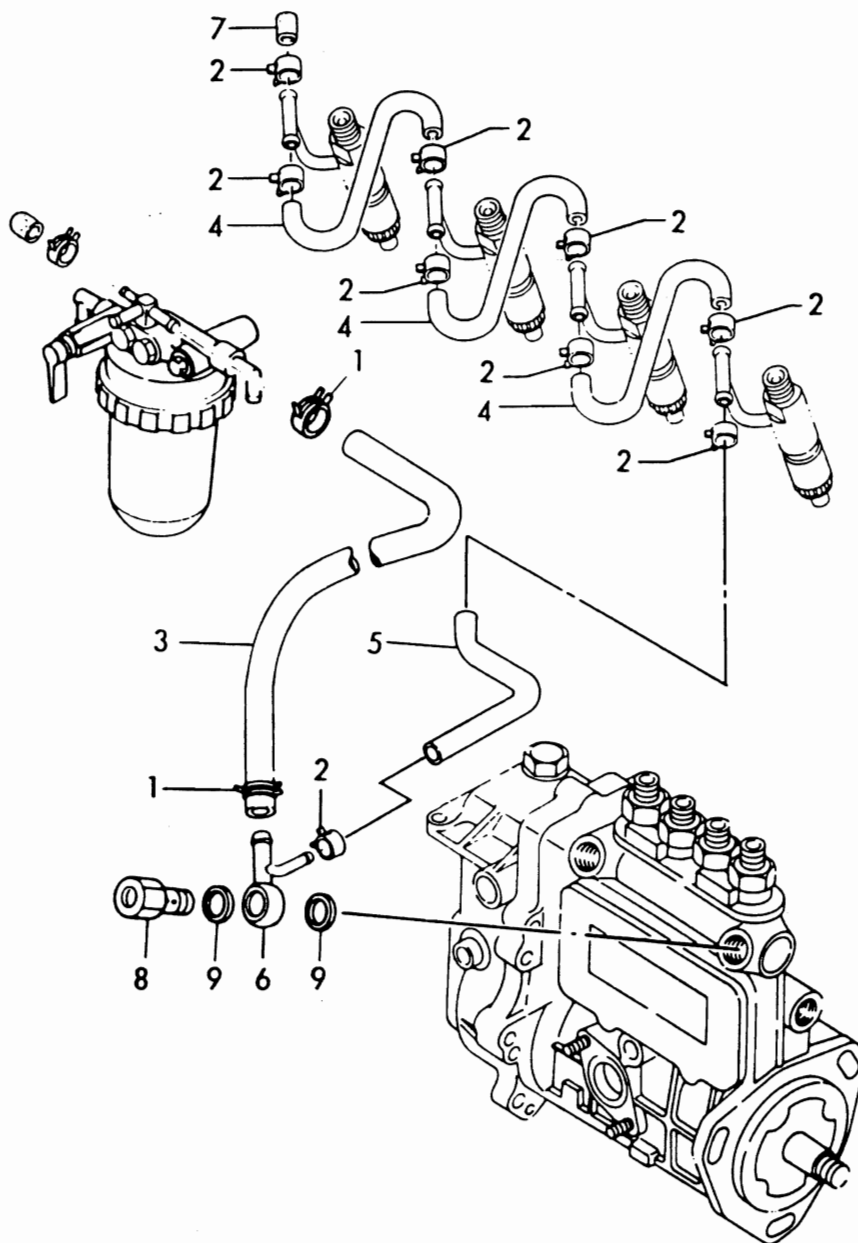
FUEL LINE

REF	QTY.	PART NUMBER	DESCRIPTION
1	1	425-34914	Bolt, Pipe Joint
2	1	425-34915	Joint 12, Pipe
3	2	425-34916	Clamp 12
4	2	425-34917	Gasket 12
5	1	425-34676	Pipe, Fuel
6	1	425-34675	Fuel Pipe (Str. - Pump)
7	2	425-34918	Clamp 13
8	1	425-34919	Strainer Assembly, Fuel
9	1	425-34920	Valve, Taper
10	1	425-34921	Spring
11	1	425-34636	Element, Fuel Oil
12	1	Not Serviced	Body
13	1	425-34922	Lever
14	1	425-34923	Cup, Strainer
15	1	425-34924	Ring, Retaining
16	1	425-34925	Spring
17	1	425-34926	Screw
18	1	425-34744	O-Ring 1A P - 16.0
19	1	425-34827	O-Ring 1 A P - 10A
20	1	425-34927	O-Ring 1 A G65
21	1	425-34916	Clamp, Pipe
22	1	425-35515	Cap
23	1	425-35329	Bolt

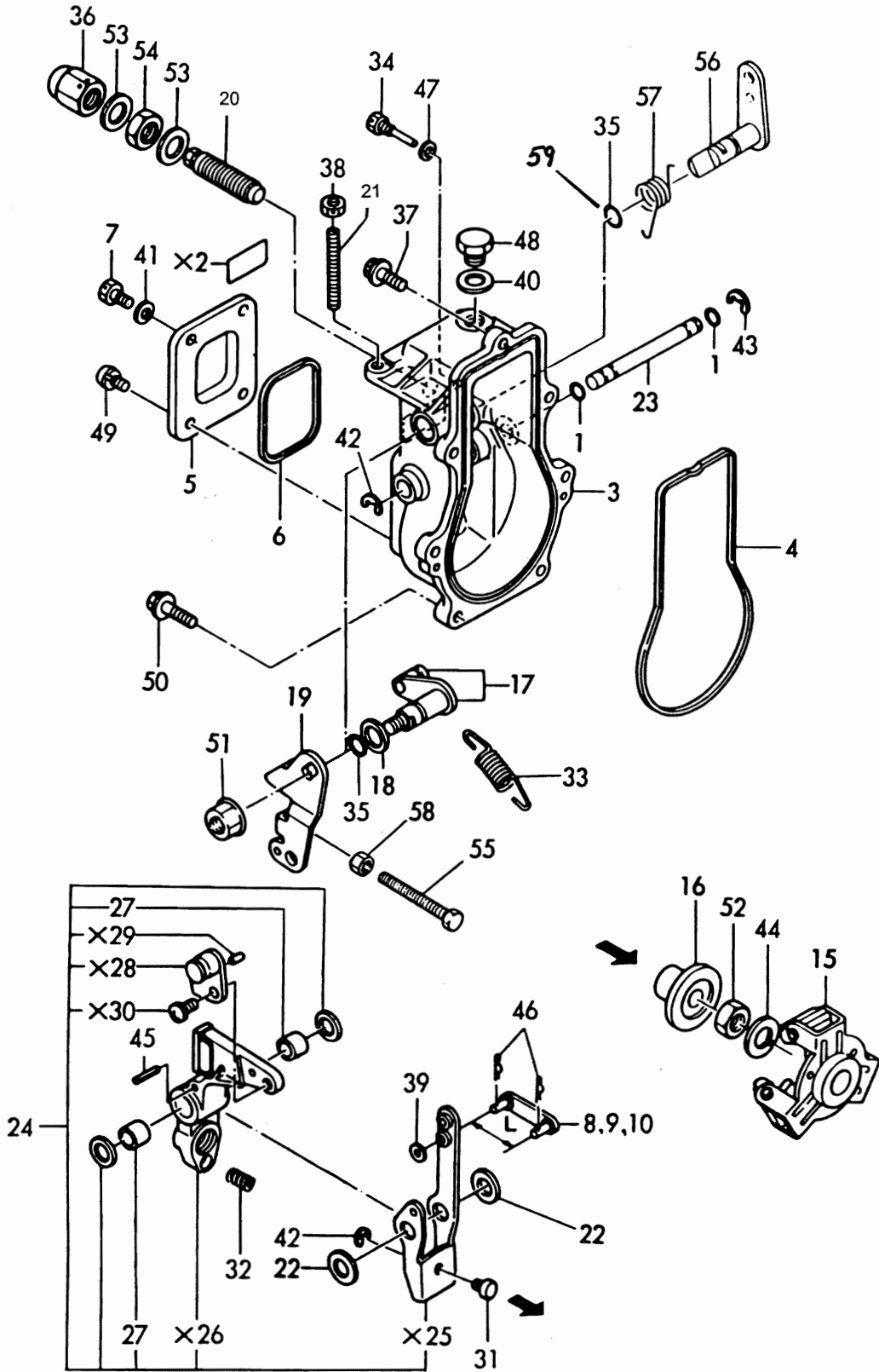


FUEL LINE

REF	QTY	PART NO.	DESCRIPTION
1	2	425-34916	Clamp 12
2	9	425-34928	Clamp, Pipe
3	1	425-34931	Fuel Pipe (Str. - Pump)
4	3	425-34674	Pipe, Fuel Oil
5	1	425-34932	Pipe, Fuel Return
6	1	425-34933	Joint
7	1	425-34929	Cap
8	1	425-34934	Valve Assembly, Check
9	2	425-34935	Packing 12



GOVERNOR

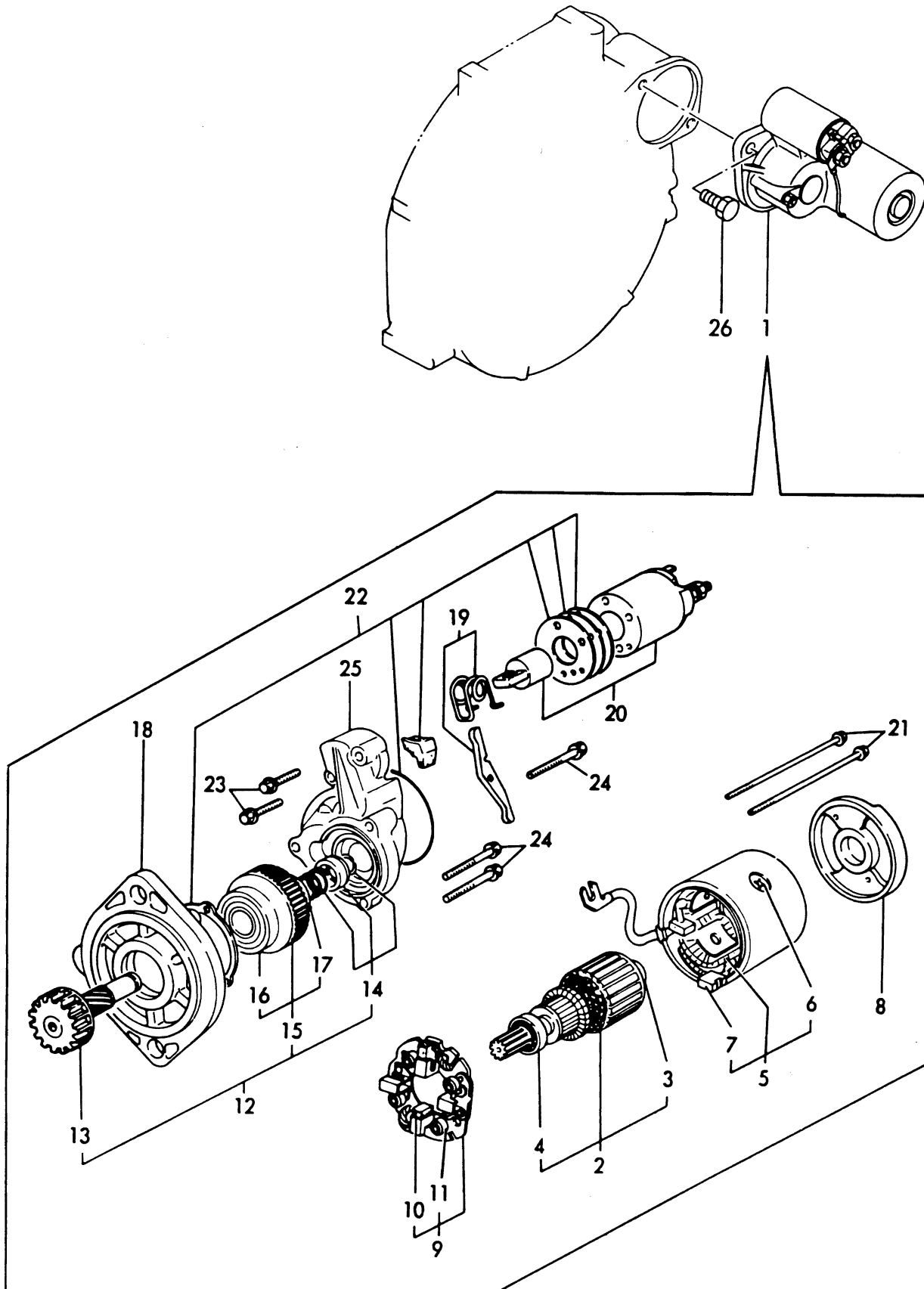


× MARK PARTS: NOT SOLD SEPARATELY.

GOVERNOR

REF	QTY	PART NUMBER	DESCRIPTION
1	2	425-34678	O-Ring
2	1	Not Serviced	Label, Model
3	1	425-34936	Governor Case (Before Engine Serial #03800)
		425-35496	Governor Case (Starting Engine Serial #03800)
4	1	425-34937	Gasket, Case
5	1	425-34938	Cover, Governor Case
6	1	425-34939	Gasket, Case Cover
7	1	425-34940	Bolt, Cover
8	1	425-34941	Link L=30(Mark 0)
9	1	425-34942	Link L=31(Mark 1)
10	1	425-34943	Link L=30.5(Mark 05)
15	1	425-34948	Weight Assembly, Governor
16	1	425-34949	Sleeve
17	1	425-34950	Shaft Assembly, Control
18	1	425-34951	Spacer, Shaft
19	1	425-34952	Lever, Control
20	1	425-34953	Limiter, Fuel
21	1	425-34954	Bolt, Revol. Limit
22	2	425-34955	Spacer
23	1	425-34956	Governor Lever Shaft
24	1	425-34957	Lever Assembly, Governor
25	1	Not Serviced	Lever, Tension
26	1	Not Serviced	Lever, Governor
27	2	425-34958	Bush
28	1	Not Serviced	Hook, Tension Lever
29	1	Not Serviced	Pin, Hook
30	1	425-34959	Screw M 6X 12
31	1	425-34960	Shifter
32	1	425-34961	Spring, Fuel Control
33	1	425-34668	Spring, Governor
34	1	425-34962	Pin, Stop Lever
35	3	425-34679	O-Ring S10
36	1	425-34963	Cap Nut
37	1	425-34964	Bolt, Washer Based
38	1	425-34965	Lock Nut M 6
39	2	425-34966	Washer 4
40	1	425-34967	Seal Washer 10
41	4	425-34968	Spring Washer 5
42	1	425-34969	Circlip E-4
43	2	425-34970	Circlip E-6
44	1	425-34971	Washer 12
45	1	425-34972	Spring Pin 3X16
46	2	425-34973	Snap Pin
47	1	425-34974	Packing 5
48	1	425-34975	Plug 10
49	3	425-34976	Screw M 5X 10
50	6	425-34977	Bolt M 6X 20 Plated
51	1	210-28424	Nut M 8
52	1	425-34978	Lock Nut M12 Plated
53	2	425-34979	Seal Washer 12
54	1	425-34980	Lock Nut M12
55	1	425-34981	Bolt, Idle Limit
56	1	425-34982	Lever, Stop (Before Engine Serial #03800)
		425-35497	Lever, Stop (Starting Engine Serial #03800)
57	1	425-34983	Return Spring (Before Engine Serial #03800)
		425-35498	Return Spring (Starting Engine Serial #03800)
58	1	425-34984	Lock Nut M 6 Plated
59	1	425-34827	O-Ring (Starting Engine Serial #03800)

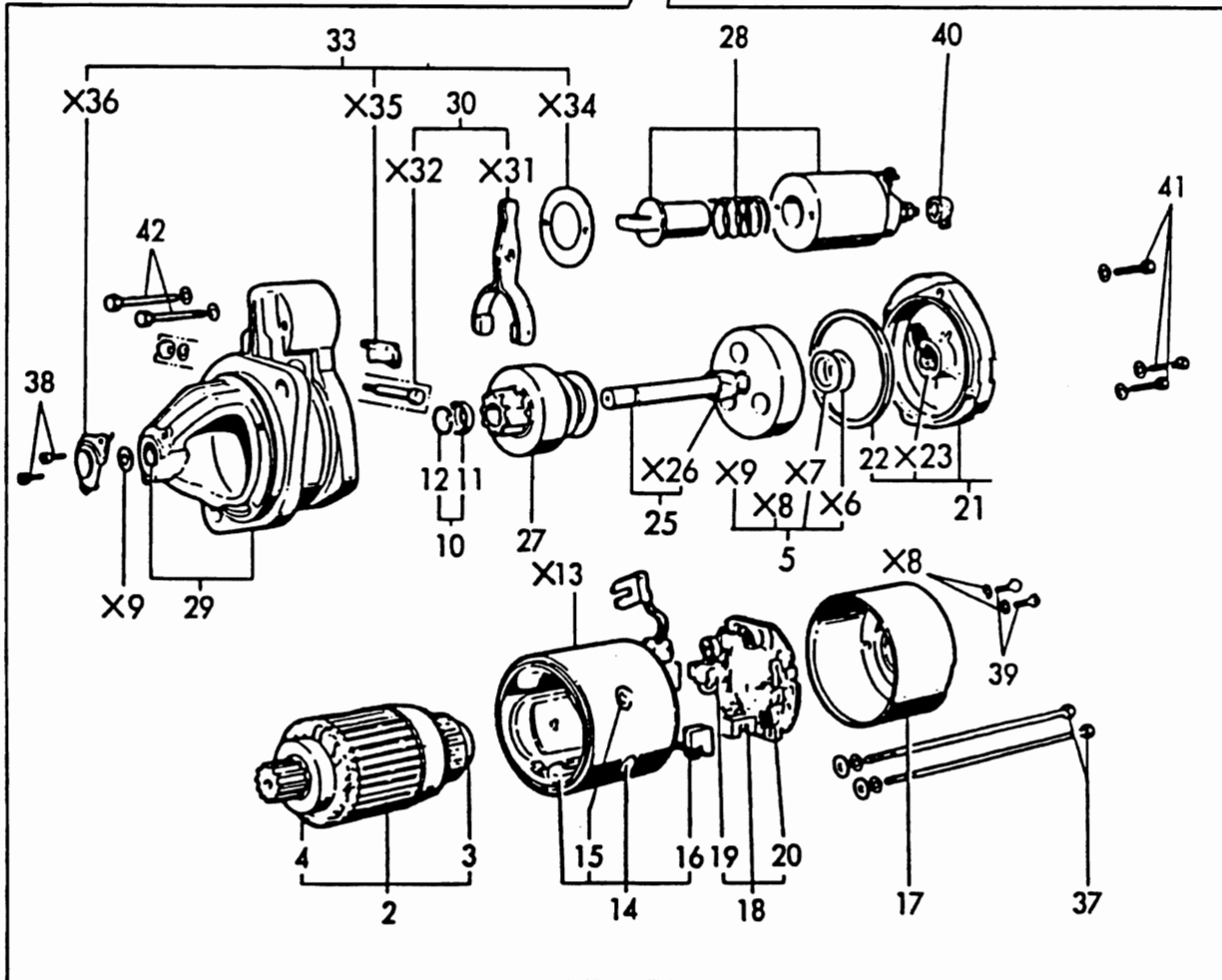
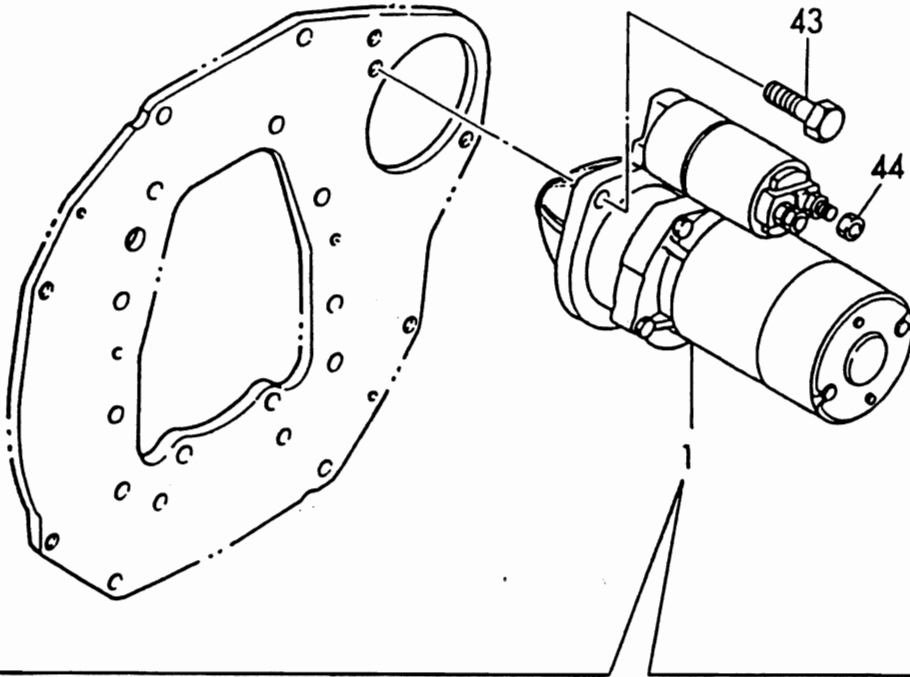
STARTING MOTOR (COMPONENT PARTS) (ENDING SERIAL #5466857)



STARTING MOTOR (COMPONENT PARTS) (ENDING SERIAL #5466857)

REF	QTY	PART NO.	DESCRIPTION
1	1	425-34685	Starter
2	1	425-34717	Armature Assembly
3	1	425-34669	Ball Bearing
4	1	425-34670	Ball Bearing
5	1	425-34985	Coil Assembly, Field
6	4	425-34986	Screw, Core
7	2	425-34682	Brush (+)
8	1	425-34987	Cover
9	1	425-34988	Holder Assembly, Brush
10	2	425-35507	Brush (+)
11	4	425-34989	Spring, Brush
12	1	425-34990	Pinion Clutch Assembly
13	1	425-34718	Shaft
14	1	425-34991	Stopper Set
15	1	425-34719	Clutch Assembly
16	1	425-34671	Ball Bearing
17	1	425-34672	Ball Bearing
18	1	425-34992	Housing Assembly, Gear
19	1	425-34993	Lever, Shift
20	1	425-34994	Magnetic Switch Assembly
21	2	425-34995	Through Bolt
22	1	425-34996	Dust Cover Set
23	2	425-34997	Bolt
24	3	425-34998	Bolt
25	1	425-34999	Bracket Assembly
26	2	425-35000	Bolt M12X 25 Plated
27	1	210-28424	Nut Hex M8 - 1.25

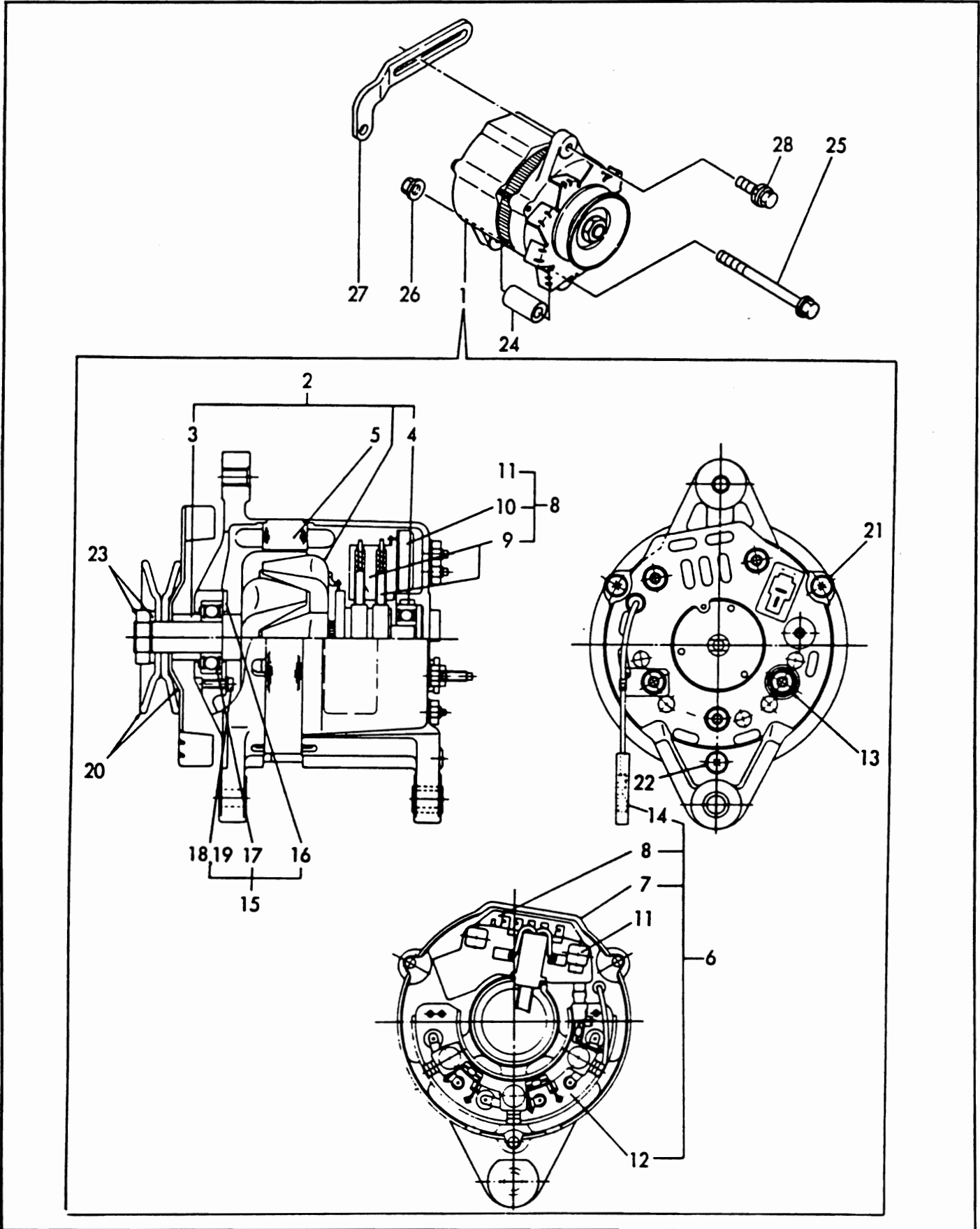
STARTING MOTOR (STARTING SERIAL #5466867)



STARTING MOTOR (STARTING SERIAL #5466867)

REF	QTY	PART NUMBER	DESCRIPTION	START SERIAL #	PRIOR-SERIAL #
1	1	425-35508	Starter		
2	1	425-35891	Armature Assembly		
3	1	425-35892	Ball Bearing		
4	1	425-35893	Ball Bearing		
5	1	425-35894	Washer Kit, Thrust		
6	1	Not Serviced	Washer, Thrust 1		
7	1	Not Serviced	Washer, Thrust 2		
8	1	Not Serviced	Washer, Thrust 3		
9	1	Not Serviced	Washer, Thrust 4		
10	1	425-35895	Stopper Kit, Pinion		
11	1	Not Serviced	Stopper, Pinion		
12	1	Not Serviced	Clip, Pinion Stopper		
13	1	Not Serviced	York Assembly		
14	1	425-35896	Coil Assembly, Field		
15	4	425-35897	Screw, Pole Core		
16	2	425-35898	Brush (+)		
17	1	425-35899	Cover Assembly, Rear		
17A	1	425-35900	Bolt, Ground		
18	1	425-35901	Holder Assembly, Brush		
19	2	425-35902	Brush (-)		
20	4	425-35903	Spring, Brush		
21	1	425-35904	Bearing Assembly, Center		
22	1	425-35905	Seal, Oil		
23	1	Not Serviced	Bearing, Needle		
25	1	425-35906	Shaft Assembly, Gear		
26	1	Not Serviced	Inner		
27	1	425-35907	Pinion Assembly		
28	1	425-35908	Switch, Magnetic		
29	1	425-35909	Case Assembly, Gear		
29A	1	425-35910	Metal, Gear Case		
30	1	425-35911	Lever Set, Shift		
31	1	Not Serviced	Lever, Shift		
32	1	Not Serviced	Pin, Shift Lever		
33	1	425-35912	Cover Set, Dust		
34	1	Not Serviced	Cover (1), Dust		
35	1	Not Serviced	Cover (2), Dust		
36	1	Not Serviced	Cover (3), Dust		
37	2	425-35913	Bolt, Through		
38	2	425-35914	Bolt M5 x 12		
39	2	425-35915	Screw 4		
40	1	425-35916	Cover		
41	3	425-35165	Bolt M6 x 30		
42	2	425-35176	Bolt M6 x 45		
43	2	425-35000	Bolt M12 x 25		
44	1	425-34794	Lock Nut M8		

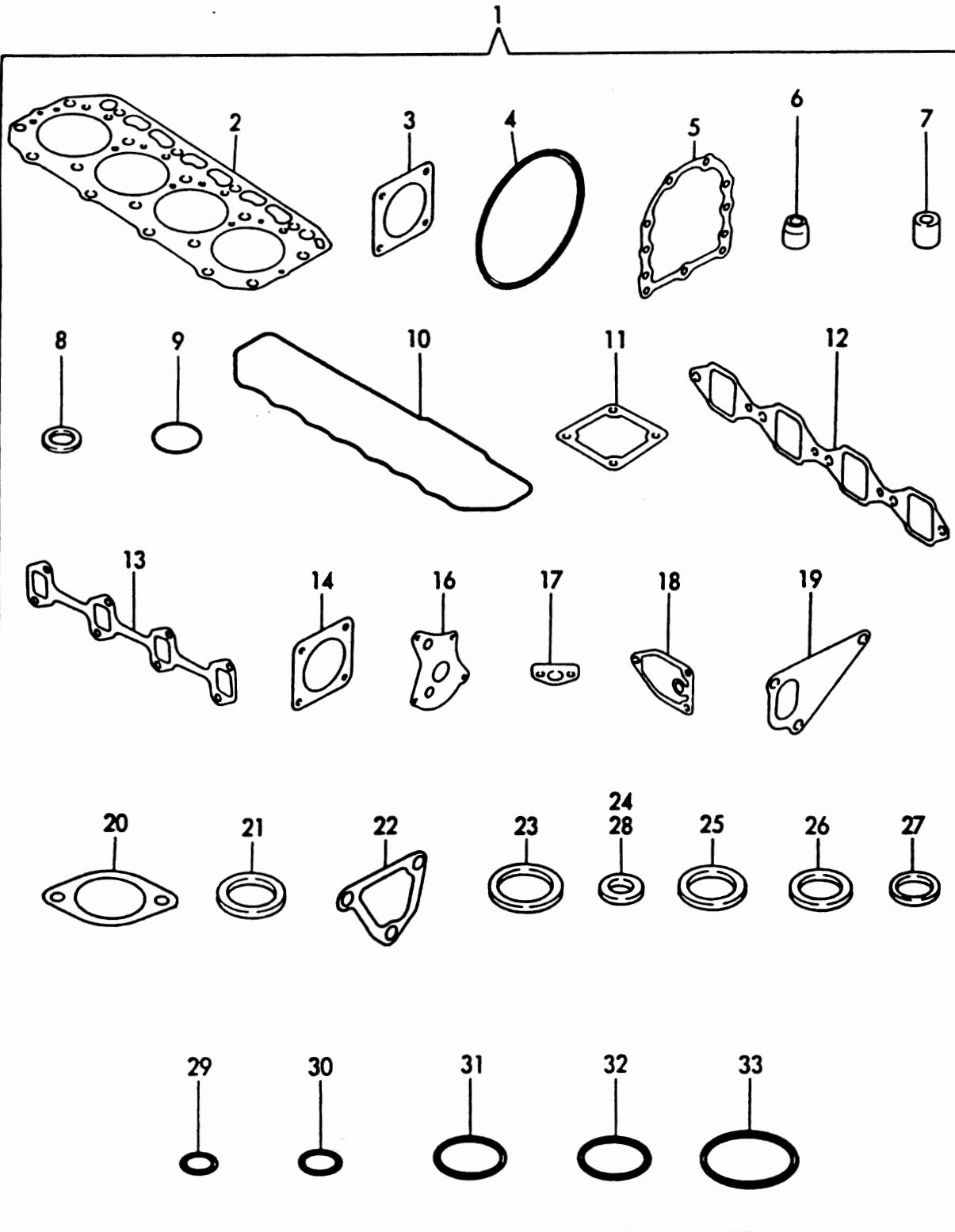
GENERATOR (COMPONENT PARTS)



GENERATOR (COMPONENT PARTS)

REF	QTY	PART NO.	DESCRIPTION
1	1	425-34650	Generator
2	1	425-35001	Rotor Assembly
3	1	425-35002	Spacer
4	1	425-35003	Ball Bearing
5	1	425-35004	Stator
6	1	425-35005	Cover Assembly, Rear
7	1	425-35006	Cover, Rear
8	1	425-35007	Brush Assembly, Regulator
9	2	425-35018	Brush Assembly
10	1	425-35008	Regulator Assembly
11	2	425-35009	Bolt 5
12	1	425-35010	Diode Assembly
13	1	425-35011	Bush
14	1	425-35012	Lead Wire Assembly
15	1	425-35013	Cover Assembly, Front
16	1	425-35014	Retainer, Bearing
17	1	425-35015	Ball Bearing
18	1	425-35016	Screw Kit
19	3	425-35017	Screw
20	1	425-35019	Pulley Assembly
21	2	425-35020	Through Bolt
22	1	425-35021	Through Bolt
23	1	425-35022	Pulley Nut Assembly
24	1	425-35023	Spacer
25	1	425-35024	Bolt M 8X120 Plated
26	1	210-28424	Nut M 8
27	1	425-35025	Adjuster
28	1	425-35026	Bolt M 8X 25

GASKET SET




GASKET SET

REF	QTY	PART NO.	DESCRIPTION
1	1	425-34648	Gasket Set
2	1	425-34637	Gasket, Cylinder, Head
3	1	425-34742	Gasket
4	1	425-34681	O-Ring, Fuel Injection Pump
5	1	425-34758	Gasket, Case, Seal
6	8	425-34645	Seal, Valve Stem
7	4	425-34647	Protector, Nozzle
8	4	425-34796	Seat
9	1	425-34773	O-Ring
10	1	425-34689	Gasket, Bonnet
11	1	425-34649	Gasket, Air Heater
12	1	425-34651	Gasket
13	1	425-34653	Gasket, Manifold
14	1	425-34652	Gasket
16	1	425-34701	Gasket
17	1	425-34828	Gasket
18	1	425-34831	Gasket
19	1	425-34703	Gasket, C.W. Pump
20	1	425-34704	Gasket, Upper
21	1	425-34705	Gasket, Lower
22	1	425-34849	Gasket, Case
23	1	425-34707	Packing 16
24	1	425-34714	Packing
25	2	425-34917	Gasket 12
26	2	425-34750	Washer 8, Seal
27	2	425-34837	Packing 10
28	2	425-34935	Packing 12
29	3	425-34776	O-Ring 1A P-12.0
30	2	425-34744	O-Ring 1A P-16.0
31	1	425-34745	O-Ring 1A P-32.0
32	1	425-34763	O-Ring 1A S-24.0
33	1	425-34770	O-Ring 1A S-50.0

DECALS

DECAL SET COMPLETE - Safety, Operational and Styling 420-34918



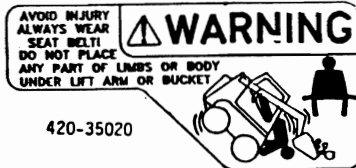


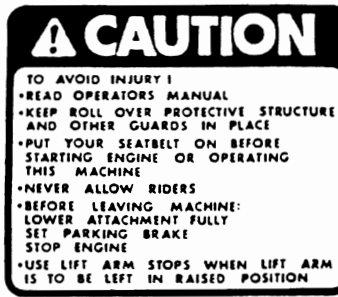
DECALS

DECAL SET COMPLETE - Safety, Operational and Styling 420-34918

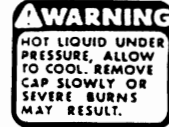
Replacement safety decals, 420-34765, 420-35020, 420-35021, 420-35022, and 420-35023 are available at no charge from **MUSTANG**.



420-34765




420-35020



420-35023



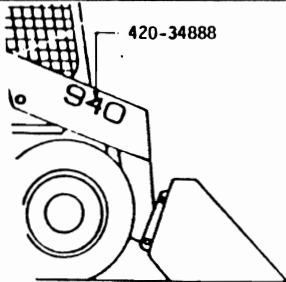
420-35021




DANGER

AVOID INJURY
EXTEND LIFT ARM STOPS BEFORE WALKING OR WORKING UNDER RAISED LIFT ARM! YOU CAN BE CRUSHED IF THIS IS NOT FOLLOWED

420-35022



420-34888




420-35006



420-35312



420-34627



420-34936



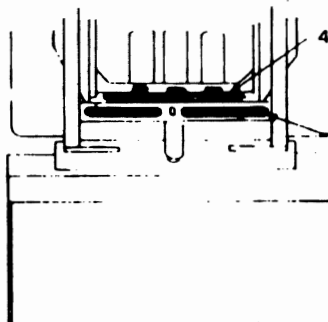
420-32735

MUSTANG SERVICE CHART		MODEL #	ENGINE
		940	YANMAR 4TH 62E
SYMBOL	DESCRIPTION	MUSTANG PART NUMBER	
	ENGINE OIL (SAE SAE)	420-34626	
	FUEL OIL (SAE)	420-34626	
	HYDRAULIC OIL (SAE)	170-32026 (2)	
	AIR FILTER	420-34920	
	SAFETY PIN (SPECIAL)	420-34001	
	SEATBELT	420-34000	
SYMBOL	FLUID	CAPACITY	(TYPE)
	ENGINE OIL	8 QU (7.5 L)	SAE SAE CC 100W-30
	FUEL OIL	14.8 QU (13.8 L)	100W-30
	HYDRAULIC SYSTEM	14.8 QU (13.8 L)	100W-30
TIRE PRESSURE - 40-45 PSI (2.7-3.1 BAR)			
For Maximum Performance Use Only GENUINE MUSTANG PARTS			

420-35037

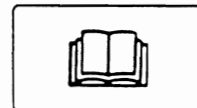
PAINT

- 420-34915 Yellow spray can
- 420-34916 Yellow quart
- 420-34917 Yellow gallon
- 420-30474 Black spray can
- 420-30475 Black quart
- 420-30476 Black gallon



420-28290 safety walk tape

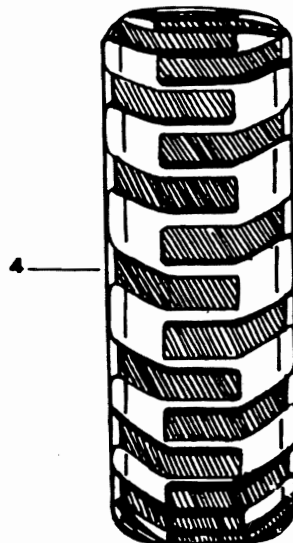
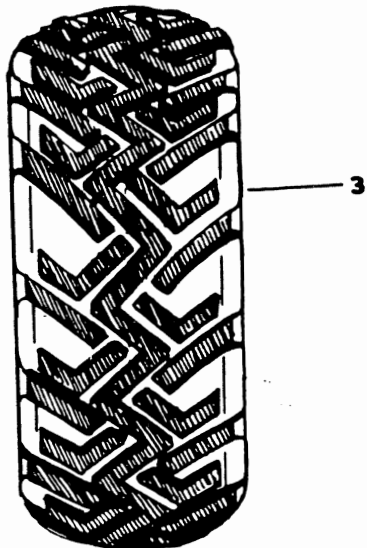
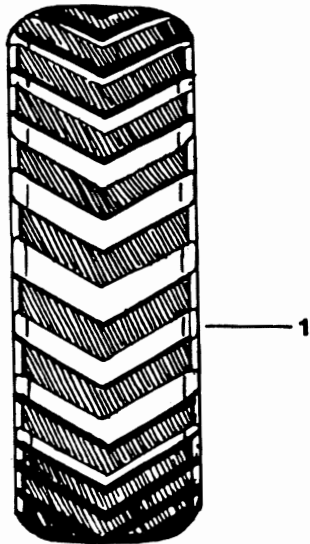
420-35106 safety walk tape



420-35420

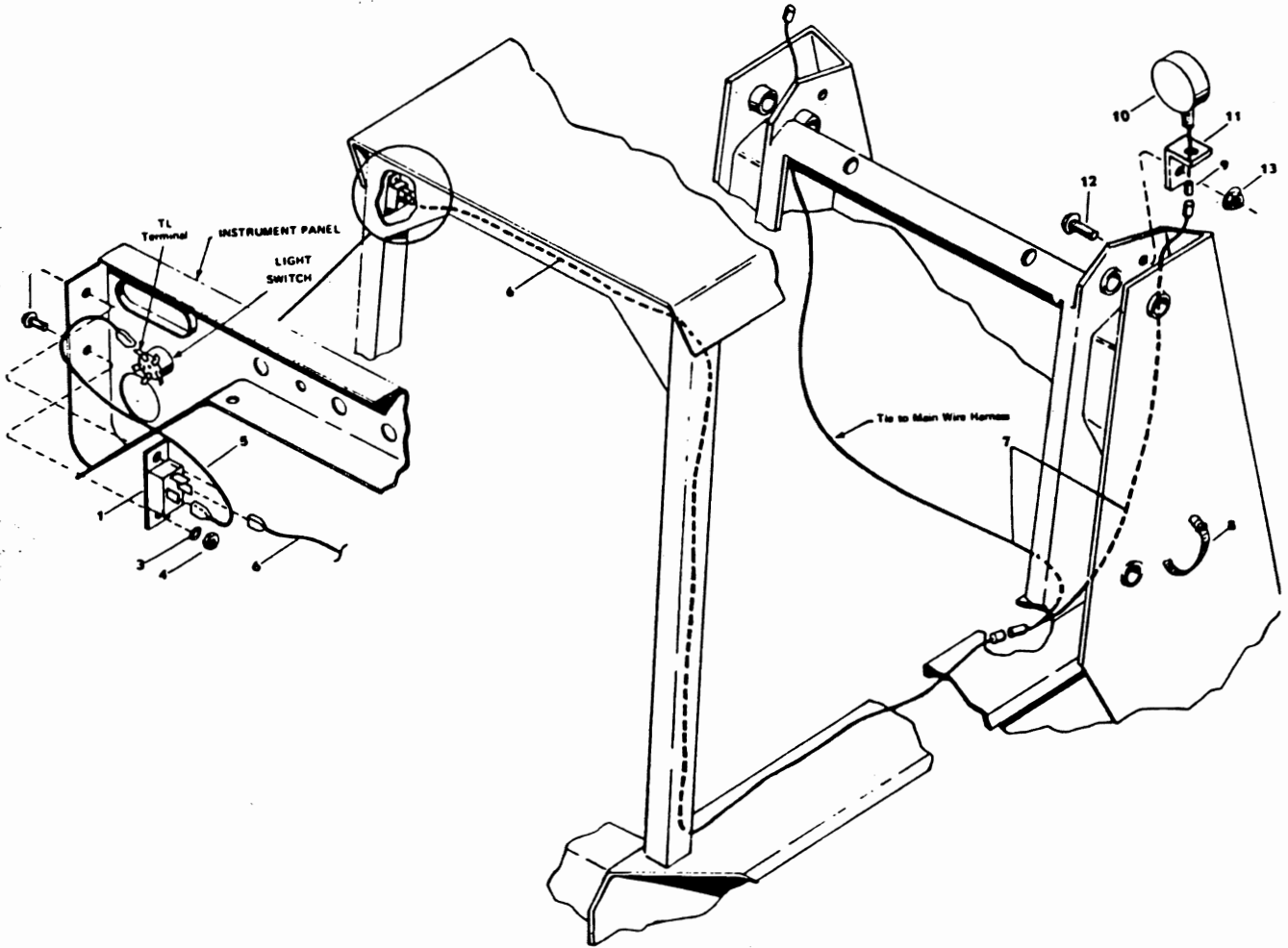
TIRES

REF	QTY	PART NO	DESCRIPTION
1		410-21683	Tire, steel capped, chevron tread 7:00 x 15
		982-00457	Tube 7:50 x 15
		410-32346	Rim 15 x 6
		420-33344	Valve cap
2			
3		410-32279	Tire, terra-tire 31 x 15.5 - 15
		410-32280	Tube 31 x 15.5 - 15
		410-32278	Rim 15 x 13
		420-33344	Valve cap
4		410-21412	Tire, flotation, sure grip 10 - 16.5
		410-32338	Rim 16.5 x 8.25
		420-23622	Valve stem

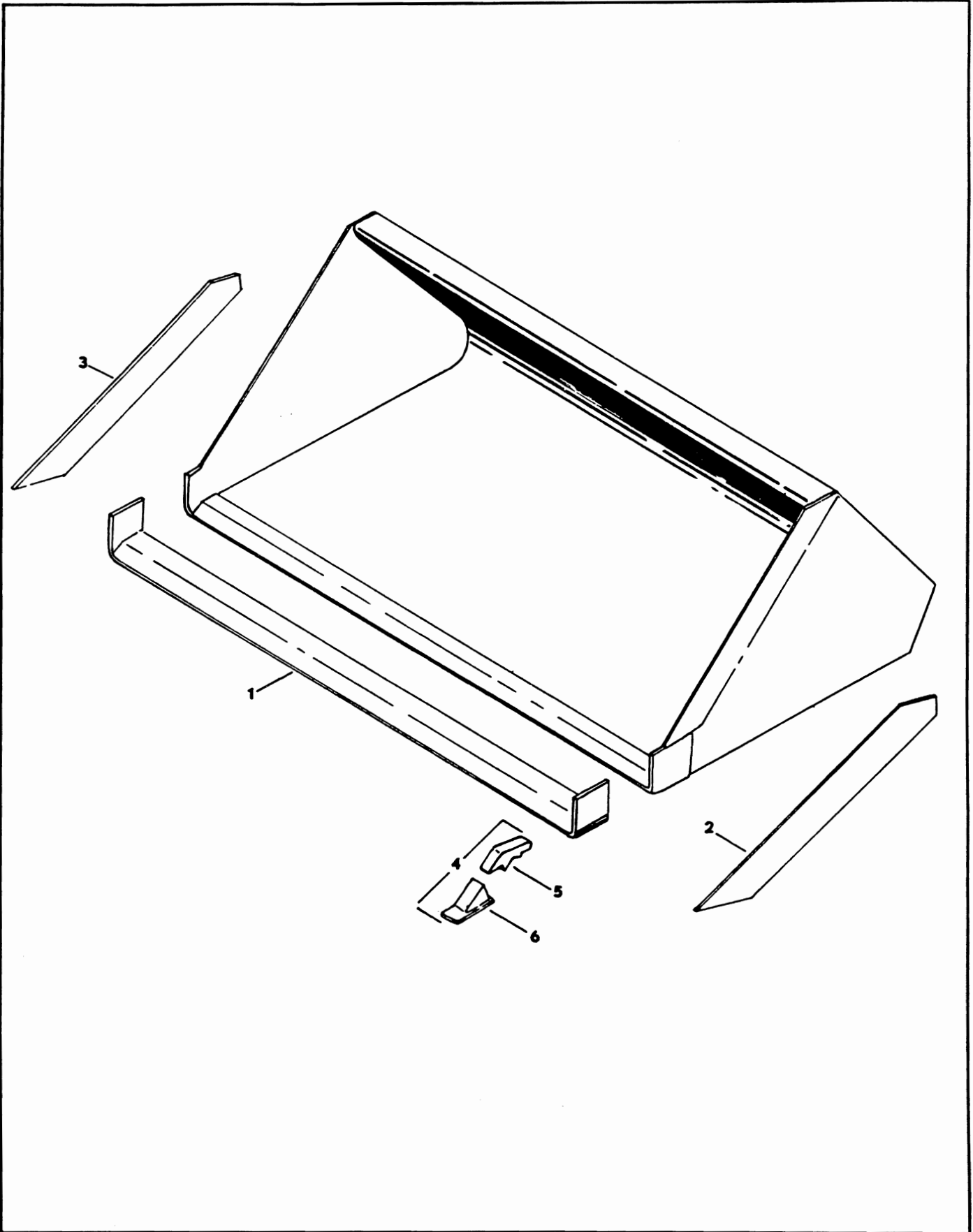


FLASHER LIGHTS

ITEM	QTY	PART NO.	DESCRIPTION
		633-105	Amber flasher kit complete
1	1	090-28723	Flasher switch
2	2	310-21026	Round head machine screw No. 10-24 NC x 1/2
3	2	400-10683	Lock washer No. 10
4	2	210-20673	Hex nut No. 10-24 NC
5	1	420-34530	Jumper wire
6	1	420-34531	Jumper wire
7	1	420-34532	Wire harness
8	10	420-31591	Cable tie
9	2	420-25986	Disconnect, bullet-type
10	2	420-18342	Warning light assembly
11	2	040-33367	Angle bracket
12	2	310-19475	Whizlock cap screw 3/8 NC x 3/4
13	2	210-19434	Whizlock hex nut 3/8 NC
	1	OMC-1783	Installation instructions



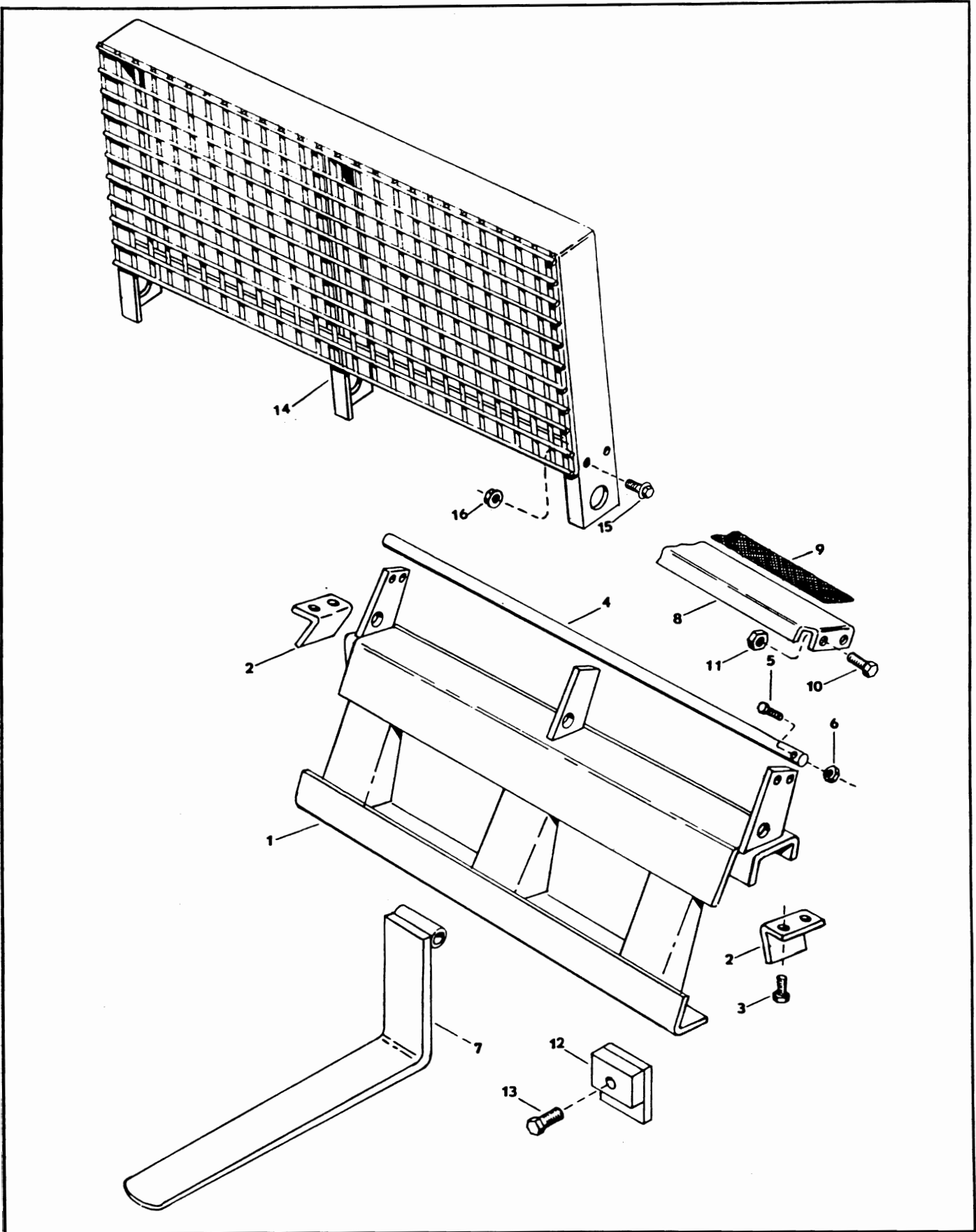
BUCKETS



BUCKETS

REF	QTY	PART NUMBER	DESCRIPTION
		512-411	56" Earth and Foundry Bucket - 10 Cubic Feet
1	1	110-18208	Front Cutting Edge
2	1	480-32852	Left Side Cutting Edge
3	1	480-32853	Right Side Cutting Edge
		512-426	62" Earth and Foundry Bucket - 10.5 Cubic Feet
1		110-32411	Front Cutting Edge
2		480-32852	Left Side Cutting Edge
3		480-32853	Right Side Cutting Edge
		512-404	56" Utility Bucket - 12 Cubic Feet
1	1	110-18208	Front Cutting Edge
2	1	110-32266	Left Side Cutting Edge
3	1	110-32267	Right Side Cutting Edge
		512-405	56" Fertilizer Bucket - 13 Cubic Feet
1	1	110-18208	Front Cutting Edge
2	2	480-32849	Side Cutting Edge
		504-406	67" Light Material Bucket - 3/4 Cubic Yard
1	1	110-18209	Front Cutting Edge
		504-425	72" Produce Bucket - 15 Cubic Feet
1	1	110-18946	Front Cutting Edge
		512-181	Bucket Teeth Kit (10 Tooth-Shank Assemblies)
4		110-18300	Bucket Tooth Assembly
5	1	110-18600	Tooth Holding Shank
6	1	110-18599	Cutting Tooth
		644-456	62" Earth and Foundry Bucket 10.5 Cubic Feet
1		110-32411	Front Cutting Edge
2		480-32852	Left Side Cutting Edge
3		480-32853	Right Side Cutting Edge
4		110-18300	Bucket Tooth Assembly
5		110-18600	Tooth Holding Shank
6		110-18599	Cutting Tooth
		694-426	62" Earth & Foundry Bucket 13 Cubic Feet
1		110-32411	Front Cutting Edge
2		110-32452	Left Side Cutting Edge
3		110-32451	Right Side Cutting Edge
		694-456	62" Earth & Foundry Bucket 13 Cubic Feet with Teeth
1		110-32411	Front Cutting Edge
2		110-32452	Left Side Cutting Edge
3		110-32451	Right Side Cutting Edge
4		110-18300	Bucket Tooth Assembly
5		110-18600	Tooth Holding Shank
6		110-18599	Cutting Tooth

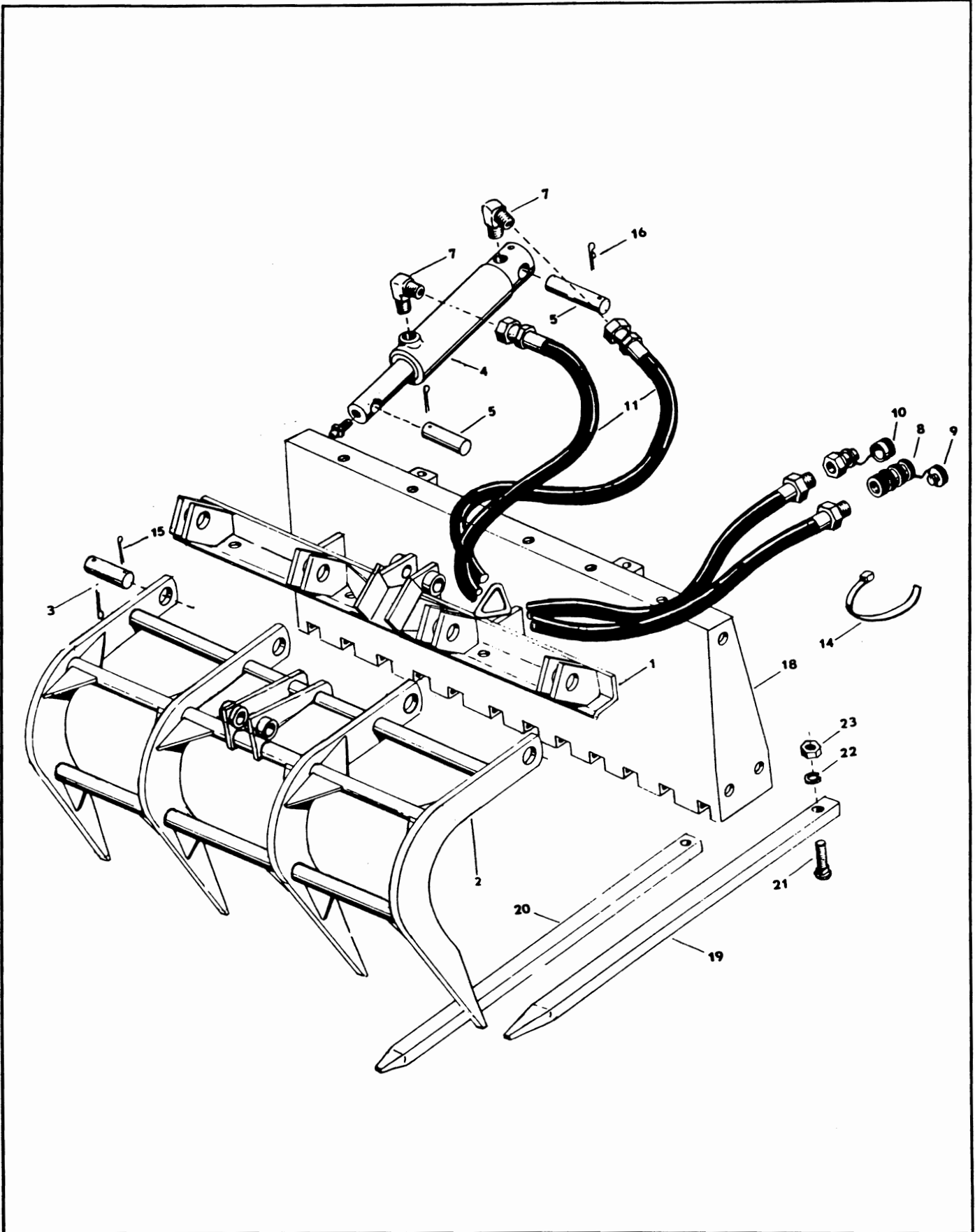
PALLET FORK



PALLET FORK

REF	QTY	PART NO	DESCRIPTION
		544-441	Pallet fork mounting frame, complete
1	1	120-32698	Mounting frame
2	2	390-32593	Removable guide
3	4	310-32411	Self-tapping screw, 3/8 - 16 NC x 3/4
4	1	320-32526	Mounting bar
5	2	310-19539	Cap screw 3/8 - 16 NC x 2 1/2
6	2	210-11247	Lock nut, 3/8 - 16 NC
7		544-243	Pallet fork 36" (set of 2)
		544-244	Pallet fork 40" (set of 2)
		544-245	Pallet fork, 46" (set of 2)
8	1	330-33263	Step plate
9	1	420-34382	Safety walk tape
10	4	310-19477	Screw, cap, whizlock 3/8 - 16 NC x 1 1/4
11	4	210-19434	Nut, whizlock 3/8 - 16 NC
12	2	040-33317	Removable stop
13	2	310-11155	Screw, cap 5/8 - 11 NC x 2 1/2
14	1	120-32699	Backrest for pallet fork
15	6	310-19477	Screw, cap, whizlock 3/8 - 16 NC x 1 1/4
16	6	210-19434	Nut, whizlock 3/8 NC

UTILITY FORK & GRAPPLE

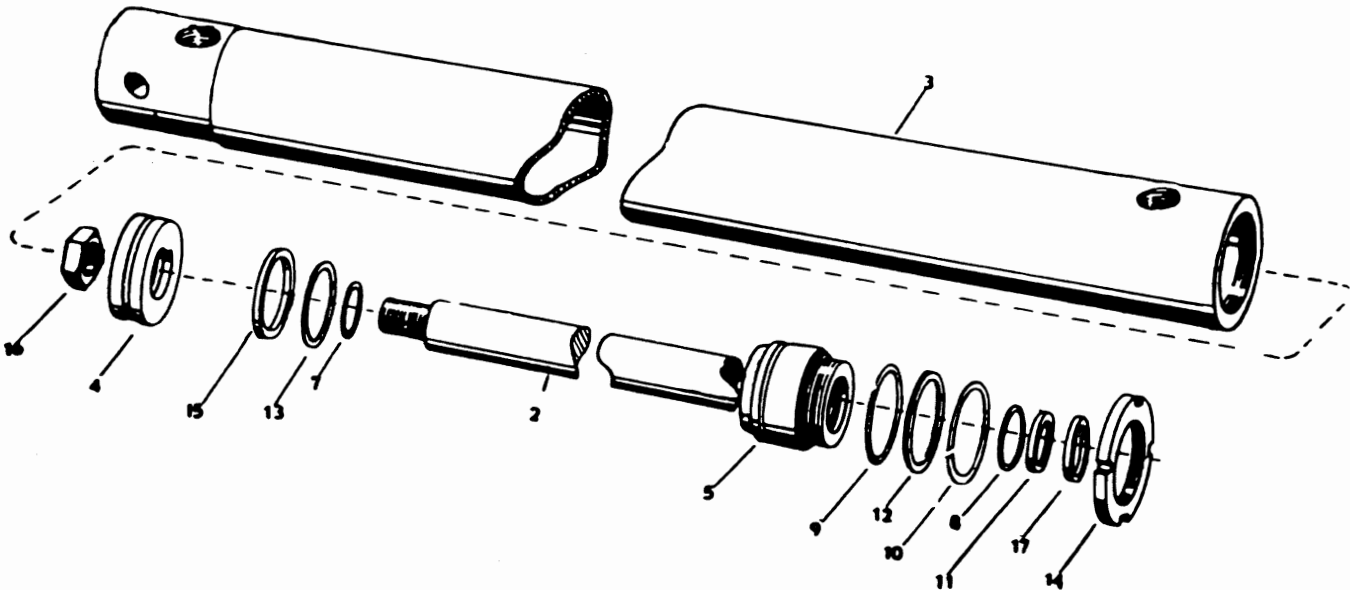


UTILITY FORK & GRAPPLE

REF	QTY	PART NO	DESCRIPTION
		634-460	Utility fork only
		634-461	Utility fork grapple attachment only
1	1	120-32799	Grapple mounting frame
	8	310-27198	Screw whiz lock, 1/2 - 13 x 1 1/2
	8	210-19435	Nut, whiz lock, 1/2 - 13
2	1	120-26559	Grapple fork
3	4	220-32306	Mounting pin, 1 x 1 5/8 long
4	1	170-20850	Cylinder, 2 1/2" bore x 6 3/8 stroke
5	2	220-26572	Pivot pin, 7/8 x 5 3/8 long
7	2	230-16686	Elbow 90 degree male 1/4 NPT x 9/16
8	2	100-21064	Coupler, complete
9	2	170-17029	Coupler plug
10	2	170-17078	Coupler cap
11	2	170-16802	Hydraulic hoe 3/8 I.D. x 71" long
14	4	420-32958	Cable ties
15	4	220-10133	Cotter pin, 3/16 x 1 1/2" long
16	2	220-14327	Cotter pin, 3/16 x 2 1/2" long
18	1	120-32800	Utility fork frame
19	2	110-16970	Outside fork tine
20	10	11016938	Inside fork tine
21	12	030-11331	Carriage bolt, 1/2 - 13 NC x 1 3/4
22	12	400-10091	Lock washer, 1/2"
23	12	210-20678	Hex nut, 1/2 - 13 NC

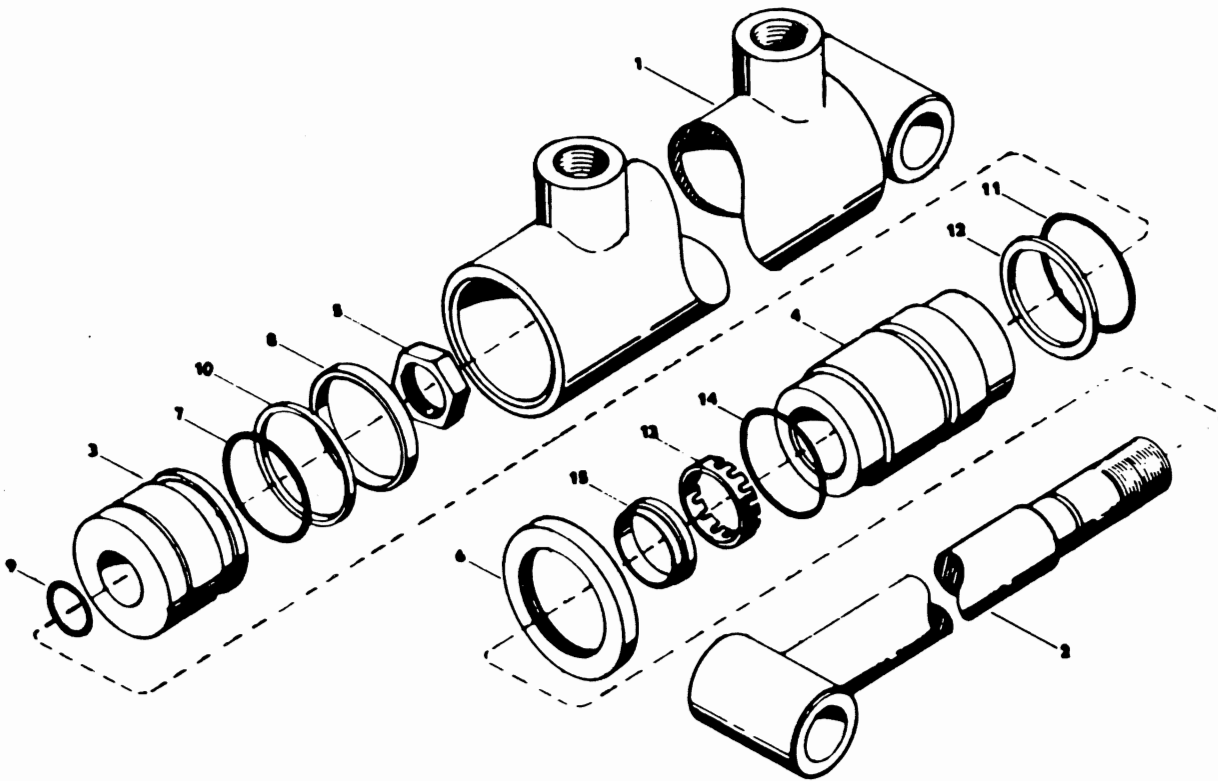
CYLINDER FOR UTILITY FORK GRAPPLE

REF	PART NO	QTY	DESCRIPTION
2	170-21402	1	Piston rod
3	170-21403	1	Barrel
4	170-21401	1	Piston
5	010-21400	1	Bearing
7	See kit	1	"O" ring, 1/8 x 1 1/2"
8	See kit	1	"O" ring, 3/16 x 1 1/2"
9	See kit	1	"O" ring, 1/8 x 2 1/4"
10	See kit	1	Lock ring, 2 5/8"
11	See kit	1	Back up washer, 3/16 x 1 1/2"
12	See kit	1	Back up washer, 1/8 x 2 1/4"
13	See kit	1	"O" ring, 2 3/16"
14	210-18473	1	Bearing nut, 2 1/4"
15	See kit	1	Teflon piston ring, 2 1/2"
16	210-18474	1	Lock nut, 7/8"
17	See kit	1	Seal wiper
	170-20850	1	Grapple fork cylinder complete
	190-18477		Repair kit includes items: 7, 8, 9, 10, 11, 12, 13, 15 & 17

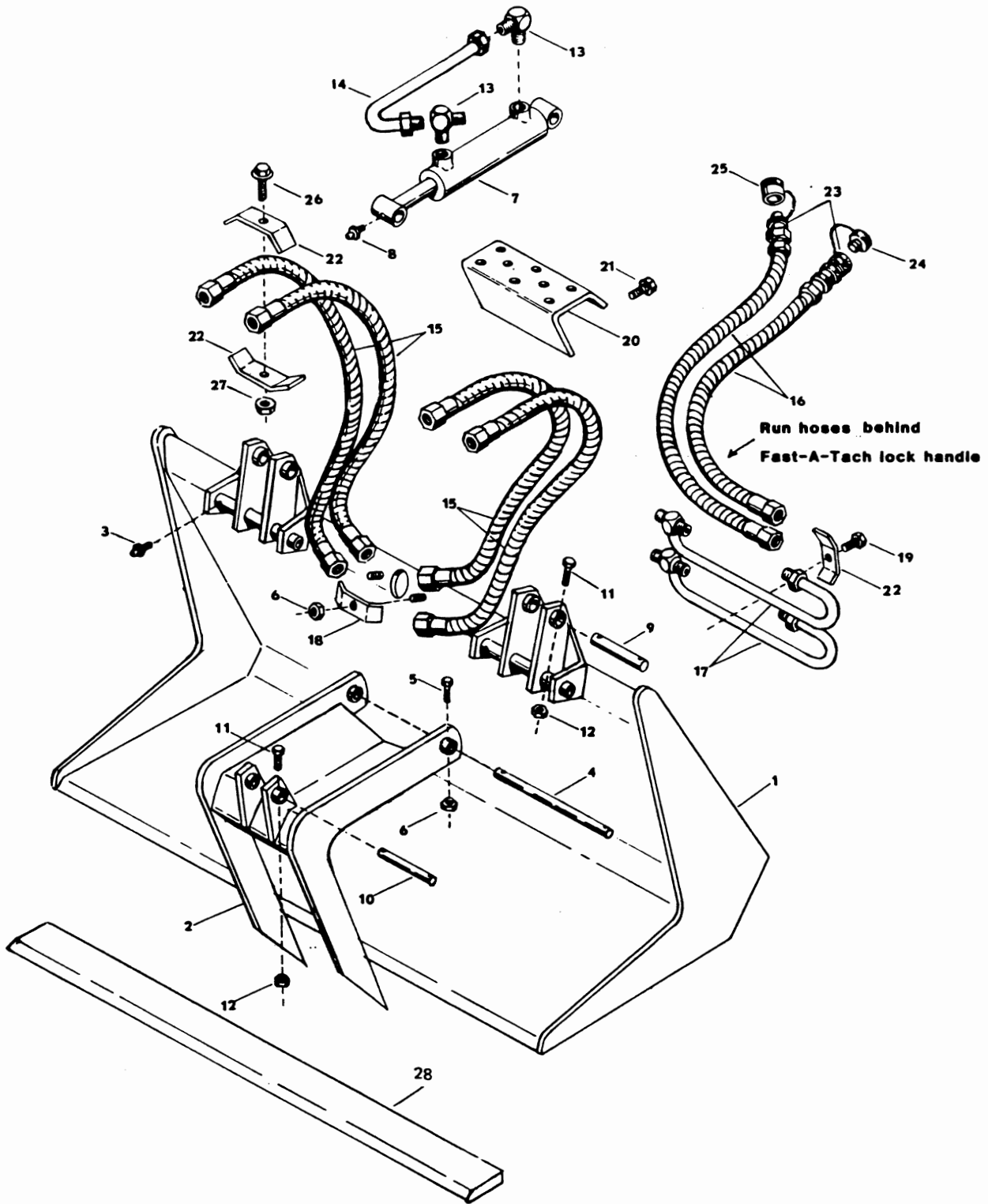


CYLINDER FOR GRAPPLE BUCKET

REF	QTY	PART NO	DESCRIPTION
1	1	170-33995	Barrel Weldment
2	1	170-33144	Cyl. Rod Weldment
3	1	170-32601	Piston
4	1	010-32277	Gland
5	1	210-20580	Nut, 3/4 - 16 NF
6	1	210-32062	Nut, Locking
7	1	350-32228	"O" Ring
8	1	350-32314	Wear Ring, Piston
9	1	350-32313	"O" Ring
10	1	335-32160	Seal Piston
11	1	350-32312	"O" Ring Gland
12	1	400-32320	Ring Backup
13	1	335-32159	Seal Rod
14	1	350-32311	Ring, Snap
15	1	335-32158	Wiper, rod
		190-32388	Repair kit includes items 7 thru 15
		170-33994	Cylinder complete



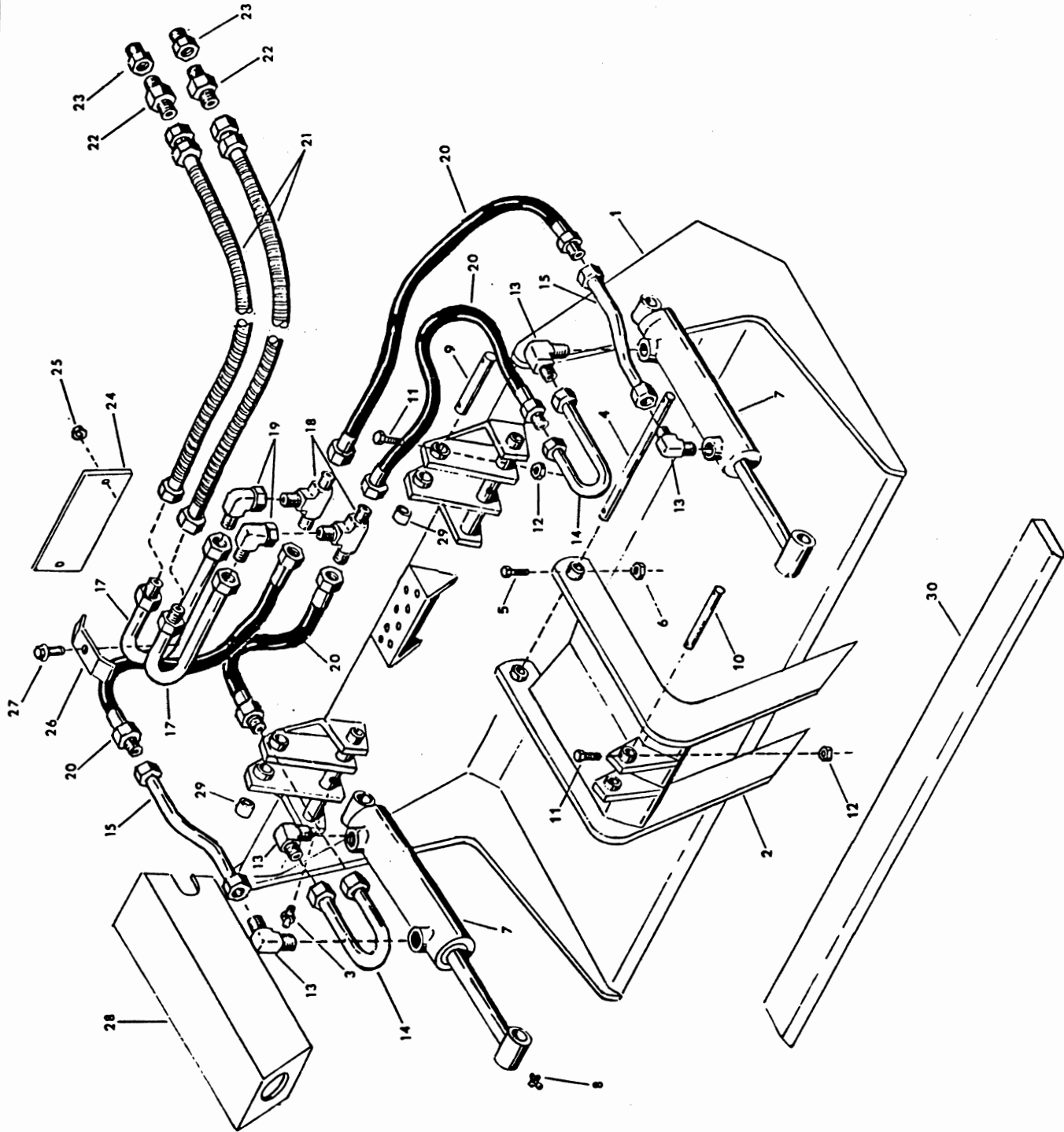
GRAPPLE BUCKET



GRAPPLE BUCKET

REF	QTY	PART NO	DESCRIPTION
1	1	120-32809	Grapple Bucket
2	2	120-32557	Grapple Fork
3	4	420-32969	Zerk (Drive style)
4	2	220-32418	Pin, Fork pivot
5	2	310-11778	Cap Screw 3/8 - 16 x 2
6	4	210-11247	Lock Nut 3/8 - 16
7	2	170-33994	Hydraulic cylinder
8	4	420-18351	Zerk
9	2	220-32419	Pin, cylinder base
10	2	220-16760	Pin, cylinder rod
11	4	310-31601	Cap screw 1/4 - 20 x 1 1/4
12	4	210-19837	Lock nut 1/4 - 20
13	4	230-20110	Male elbow 90 degree
14	2	170-34001	Hydraulic line
15	4	170-34003	Hydraulic hose (24")
16	2	170-34004	Hydraulic hose (62")
17	2	170-34002	Hydraulic line
18	2	170-19764	Clip, hydraulic line
19	1	310-32291	Cap screw 5/16 - 18 x 1 1/4
20	1	120-32810	Bucket step
21	2	310-32411	Screw, THD rolling 3/8 - 16 x 3/4
22	5	390-15909	Clip, hydraulic line
23	1	100-21064	Coupler
24	1	170-17029	Plug, coupler
25	1	170-17078	Cap, coupler
26	2	310-29166	Cap screw 3/8 - 16 x 1 1/4
27	2	210-19434	Hex Nut 3/8 - 16
28	1	110-32412	Cutting edge

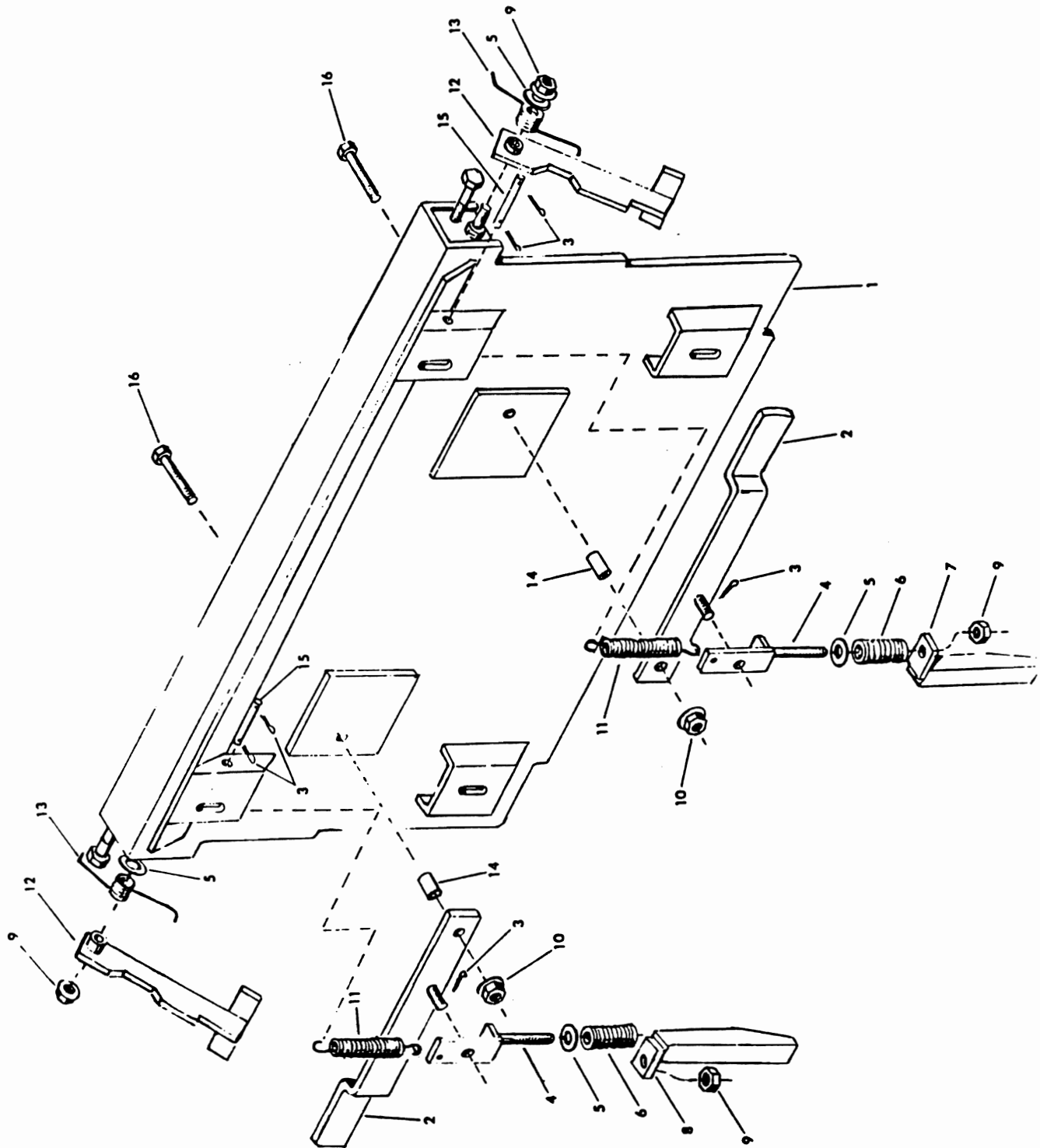
GRAPPLE BUCKET WITH CYLINDER GUARDS



GRAPPLE BUCKET WITH CYLINDER GUARDS

REF	QTY	PART NUMBER	DESCRIPTION	START SERIAL #	PRIOR-SERIAL #
1	1	120-32809	Grapple Bucket Weldment		
2	2	120-32557	Grapple Fork Weldment		
3	2	420-32969	Zerk (Drive Style)		
4	2	220-32418	Pin, Fork Pivot		
5	2	310-11778	Cap Screw 3/8 - 16NC x 2		
6	2	210-18915	Nut Hex 3/8 - 16NC		
7	2	170-33994	Hydraulic Cylinder Assembly		
8	2	420-18351	Zerk, Straight 1/8 NPT, Rod End		
	2	420-16024	Zerk, 90 Deg 1/8 NPT, Base End		
9	2	220-19200	Pin, Cylinder Base End		
10	2	220-16760	Pin, Cylinder Rod End		
11	4	310-31601	Cap Screw 1/4 - 20NC x 1 3/4		
12	4	210-19837	Nut Hex Lock 1/4 - 20NC		
13	4	230-20110	Male Elbow 90°		
14	2	170-34439	Hydraulic Line Assembly		
15	2	170-34440	Hydraulic Line Assembly		
17	2	170-34454	Hydraulic Line Assembly		
18	2	230-21559	Tube Tee 3/4 JIC		
19	2	230-32307	Swivel Adapter 90° 3/4 JIC		
20	4	170-17558	Hydraulic Hose Assembly		
	4	420-35365	Sleeve, Nylon (Not Shown)		
	4	420-18137	Clamp, Hose (Not Shown)		
21	2	170-32831	Hydraulic Hose Assembly		
22	2	230-16715	Adapter Straight 3/4 JIC to 1/2 NPT		
23	2	230-18683	Reducer Bushing		
24	1	330-33580	Plate Cover		
25	2	210-10176	Nut, Hex, Lock 5/16 - 18NC		
26	1	390-15909	Clip		
27	1	310-32291	Screw Cap Whizlock 5/16 - 18NC x 1 1/4		
28	2	330-33579	Cover, Weldment		
29	2	045-31453	Bushing, Oilite		
30	1	110-32412	Cutting Edge		

ADAPTER PLATE

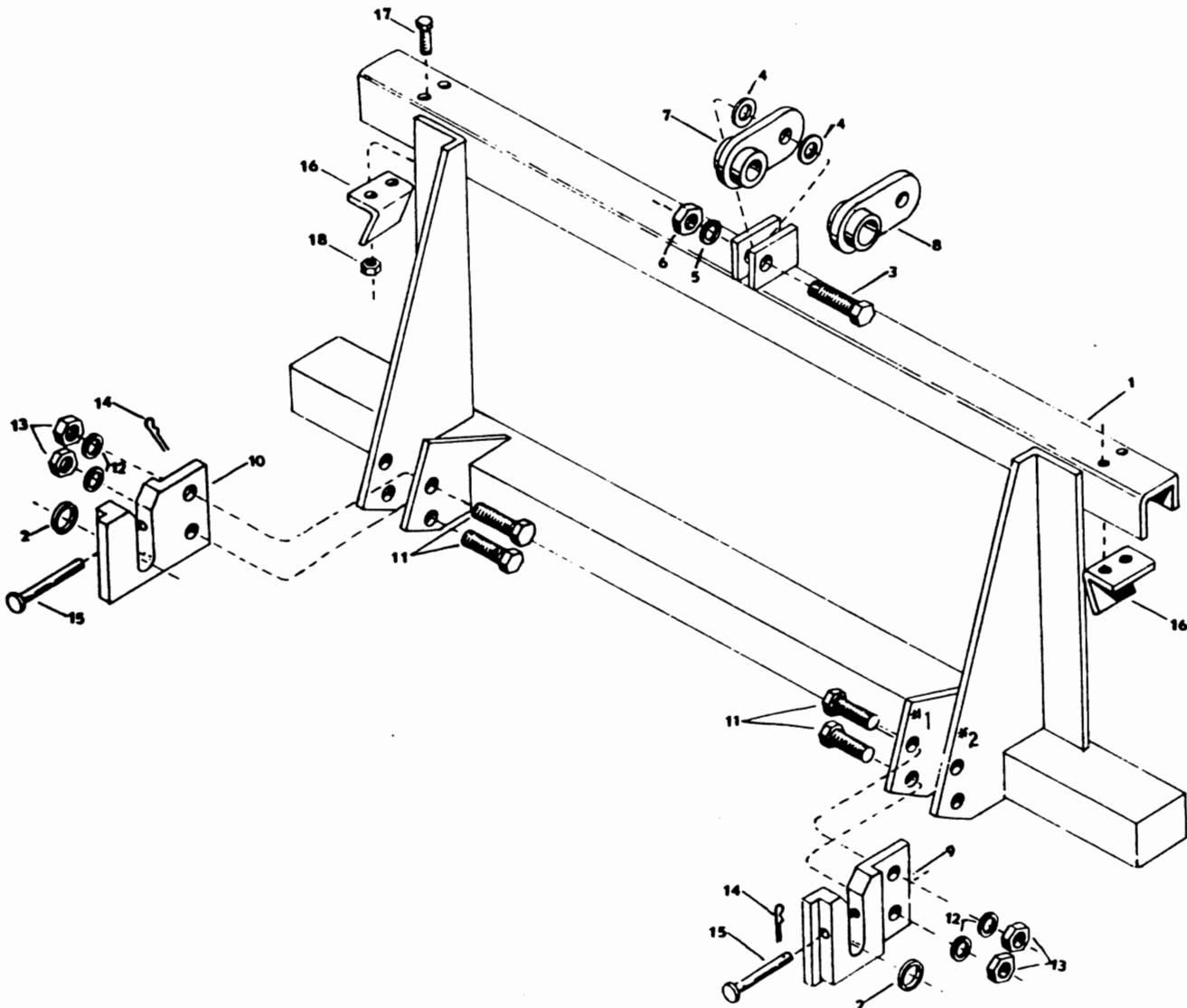


ADAPTER PLATE

REF	QTY	PART NUMBER	DESCRIPTION	START SERIAL #	PRIOR-SERIAL #
1	1	120-32859	Attach Plate Weldment		
2	2	090-32401	Lever Weldment		
3	6	220-10095	Pin Cotter 3/32 Dia x 1		
4	2	200-32622	Attaching Bar Weldment		
5	4	400-18916	Washer Flat 3/8		
6	2	380-32366	Spring, Compression		
7	1	220-32610	Lock Pin Weldment L.H.		
8	1	220-32611	Lock Pin Weldment R.H.		
9	4	210-11247	Nut Hex Center Lock 3/8 - 16NC		
10	2	210-19532	Nut Hex Center Lock Flanged 1/2 - 13NC		
11	2	380-32393	Spring, Extension		
12	2	090-32402	Catch Bar Weldment		
13	2	380-32394	Spring, Torsion		
14	2	045-14742	Bushing		
15	2	220-32603	Pin, Spring Anchor		
16	2	310-21382	Screw Cap 1/2 - 13NC x 1 1/4		
	2	420-35100	Decal, Caution (Not Shown)		

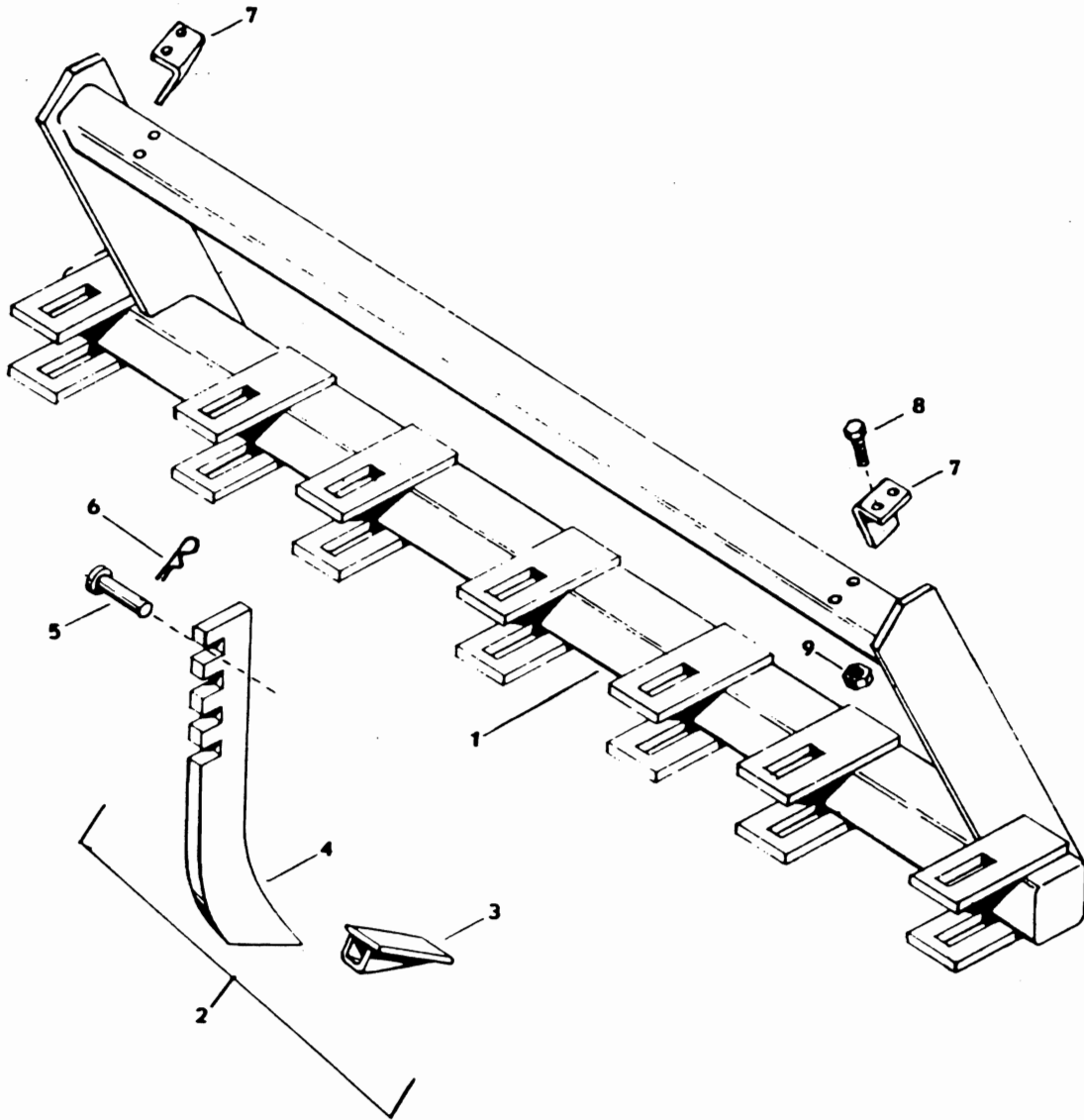
3-POINT HITCH ADAPTER

REF	QTY	PART NUMBER	DESCRIPTION
	1	505-500	Three Point Hitch (Complete)
1	1	120-32302	Main Frame
2	2	045-31289	Conversion Bushing, Category No. 1
3	1	310-32394	Cap Screw, 1" .8 NC x 3
4	2	400-14024	Washer, SAE 1"
5	1	400-32273	Washer, Lock 1"
6	1	210-19629	Nut, Hex, 1" .8 NC
7		200-32271	Top Link, Category I
8		200-32272	Top Link, Category II
9	1	200-32269	Lower Ear Assembly, Left
10	1	200-32270	Lower Ear Assembly, Right
11	4	310-17475	Cap Screw, 3/4 - 10 NC x 1 3/4
12	4	400-10020	Lock Washer, 3/4
13	4	210-10768	Nut, Hex 3/4 - 10 NC
14	2	220-15882	Hair Pin, .162 dia. x 2 13/16
15	2	220-15421	Clevis Pin, 5/8 dia. x 2 1/2
16	2	390-32593	Removable Guide
17	4	310-26422	Cap Screw, 3/8 - 16 NC x 1 1/4
18	4	210-11247	Lock Nut, 3/8 - 16 NC



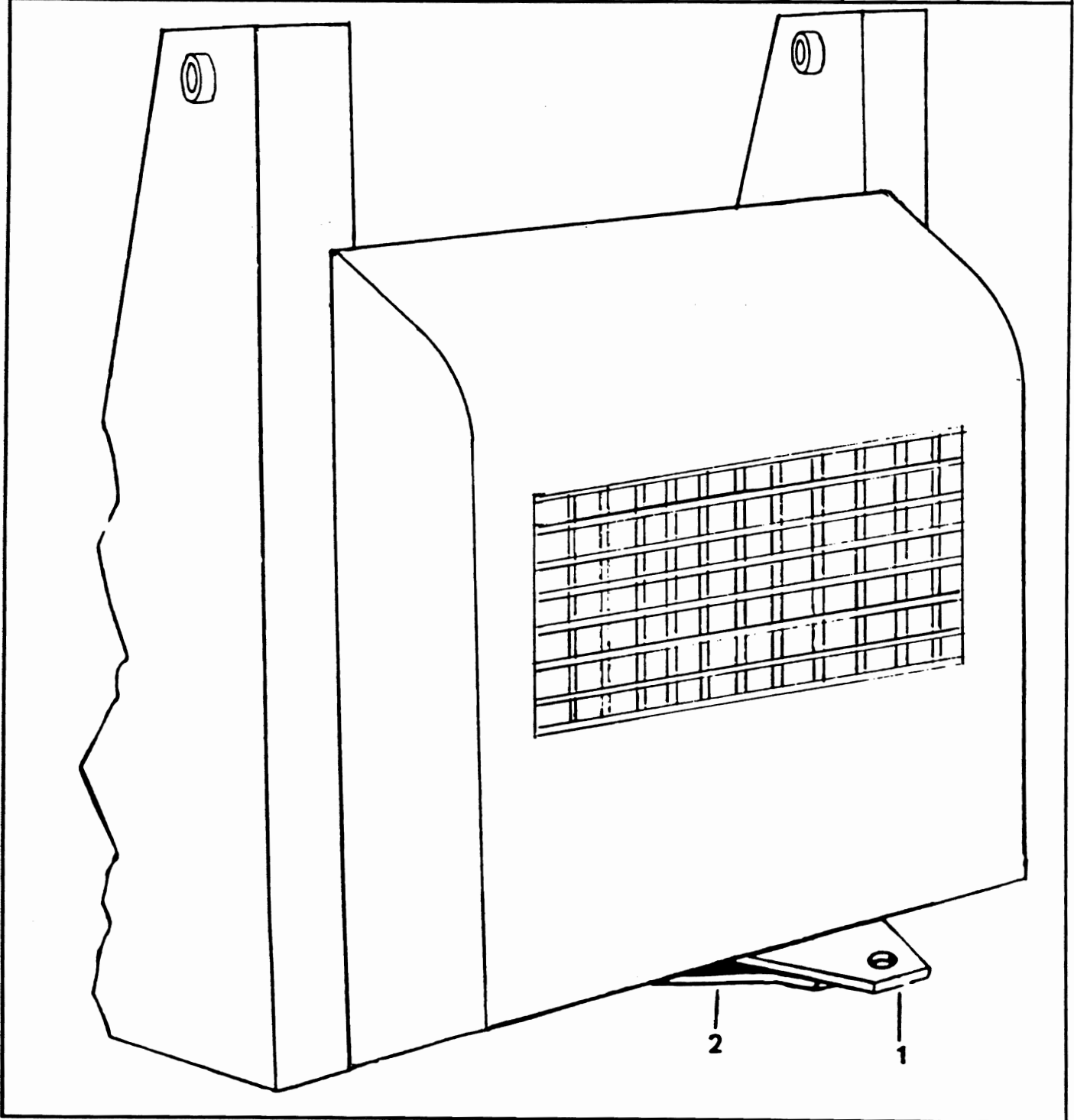
SCARIFIER

REF	QTY	PART NUMBER	DESCRIPTION
		504-469	Scarifier, Complete
1	1	120-32277	Scarifier Frame
2	5	110-18662	Ripper Assembly
3		110-18582	Ripper Tooth Only
4		110-18581	Ripper Shank Only
5	5	220-11646	Pin, 3/4 x 1 1/2
6	5	220-15882	Hair Pin
7	2	390-32593	Removable Guide
8	4	310-26422	Cap Screw, 3/8 - 16 NC x 1 1/4
9	4	210-11247	Lock Nut, 3/8 - 16 NC



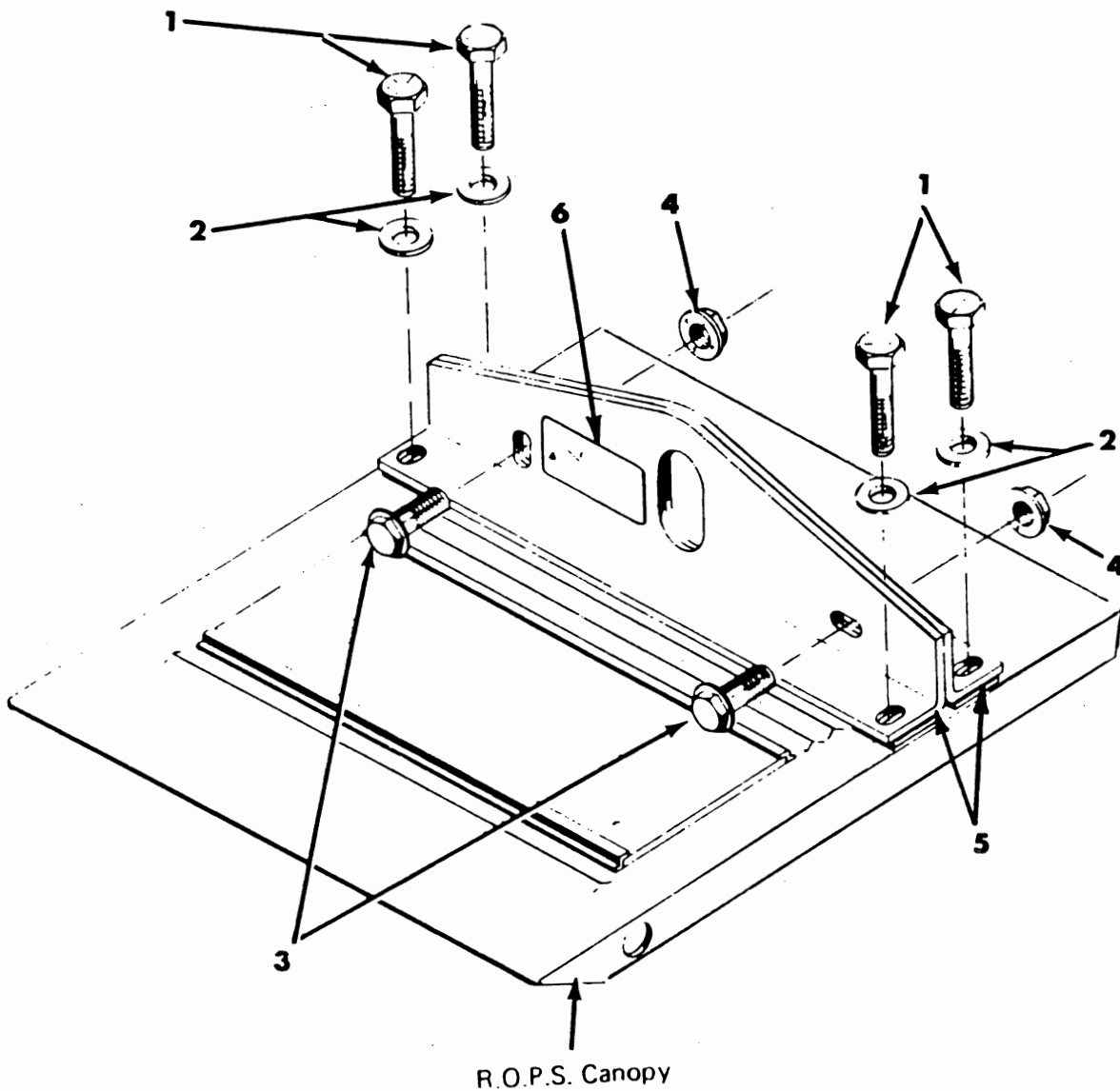
REAR HITCH

REF	QTY.	PART NUMBER	DESCRIPTION	START SERIAL#	PRIOR-SERIAL#
	1	633-086	Rear Hitch Kit Complete		8403244
	1	694-086	Rear Hitch Kit Complete	8403255	9405749
	1	696-086	Rear Hitch Kit Complete	9405759	
1	1	Not Serviced	Top Plate		
2	1	Not Serviced	Bottom Plate		

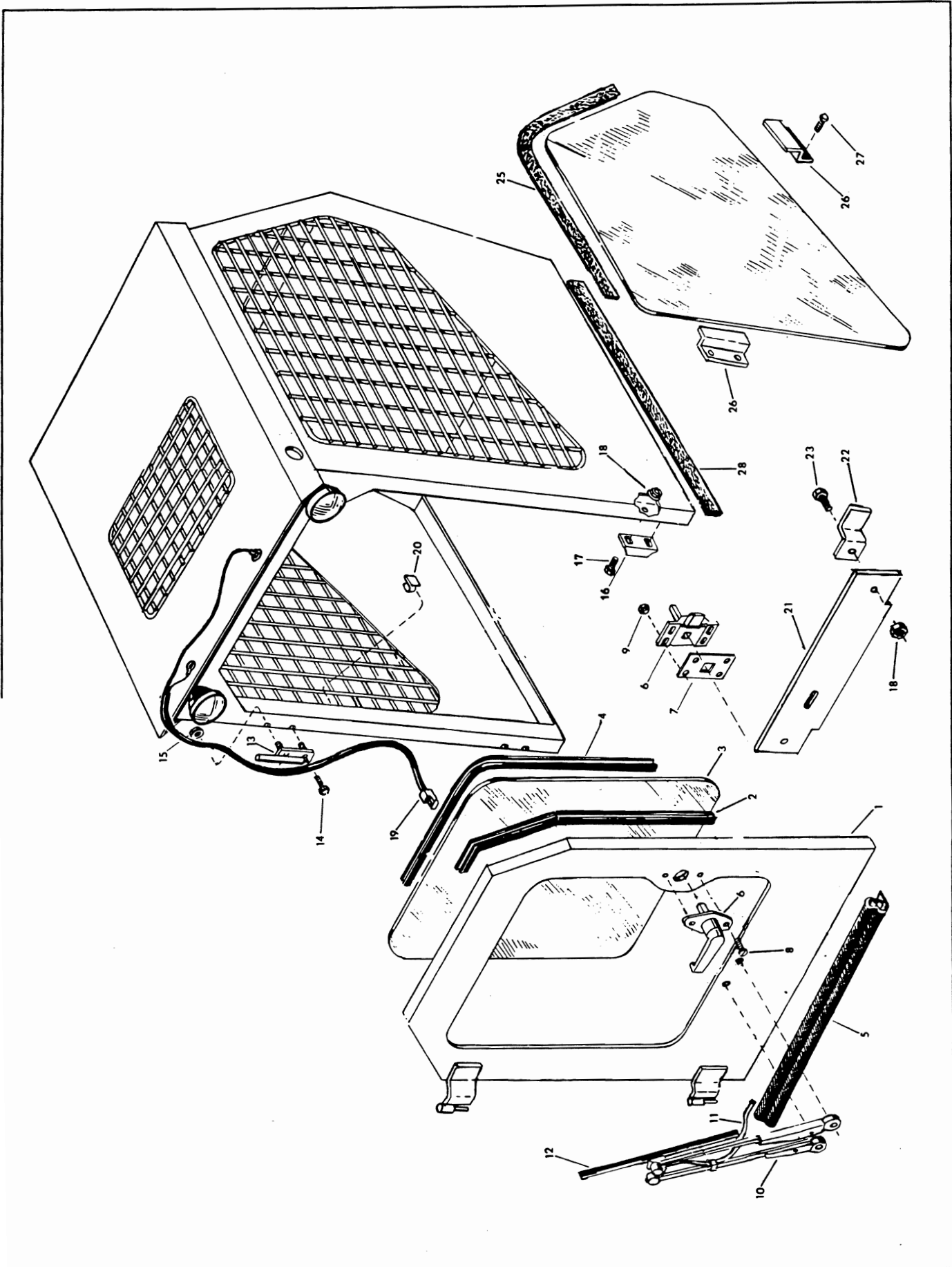


SINGLE POINT LIFT

REF	PART NUMBER	QTY	DESCRIPTION
	655-090		Single point lift kit complete
1	310-32303	4	Cap screw hex head 1/2 - 13 NC x 2 1/4 Grade 8
2	400-32315	4	Washer special
3	310-27198	2	Cap screw whiz lock 1/2 - 13 NC x 1 1/2
4	210-19435	2	Nut hex , whiz lock 1/2 - 13 NC
5	040-33434	2	Lift bracket, includes item 6
6	420-34797	2	Decal, CAUTION



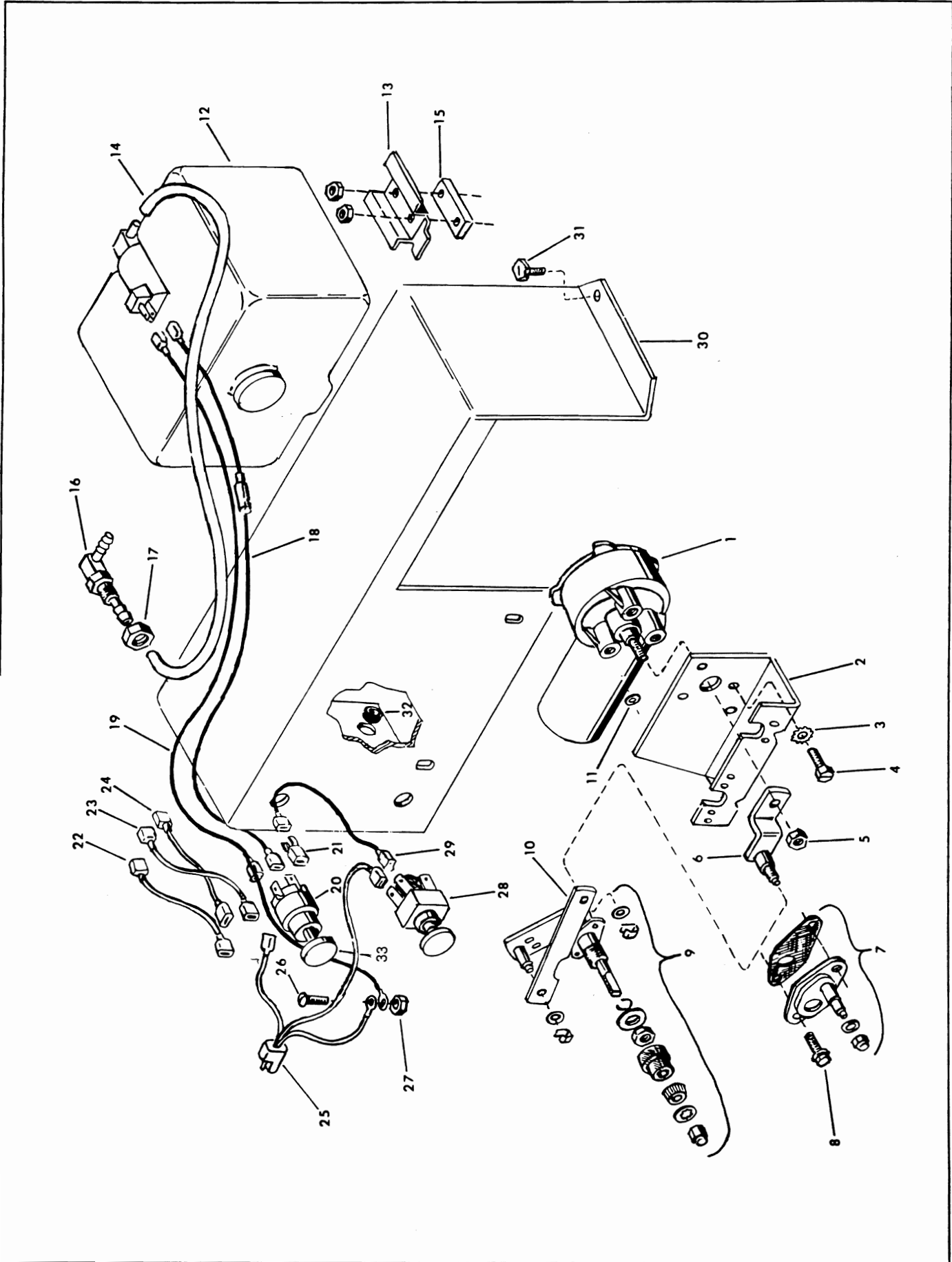
CAB DOOR AND SIDE WINDOWS



CAB DOOR AND SIDE WINDOWS

REF	QTY	PART NUMBER	DESCRIPTION	START SERIAL #	PRIOR-SERIAL #
	1	420-35340	Cab Door Assembly, Includes Items 1-9		
1	1	420-35326	Cab Door Weldment, Only		
2	1	420-35329	Door Seal, Upper		
3	1	420-35322	Glass, Door		
4	1	420-35327	Seal, Window		
5	1	420-35328	Seal, Door, Lower		
6	1	420-35393	Door Locking Handle Assembly		
	1	420-35399	Keys, Door (Not Shown)		
	1	310-11901	Screw Set, 1/4 - 20 NC x 1/4, Handle Mount		
7	1	360-32582	Spacer, Door Latch		
8	2	310-32596	Screw Mach. #10 - 24 x 5/8		
9	4	210-19469	Nut Whiz Lock 1/4 - 20 NC		
10	1	420-35332	Pantograph Arm		
11	1	420-35356	Wet Kit		
12	1	420-35333	Blade, 22 Inch		
13	2	040-33560	Hinge Weldment		
14	4	310-19475	Screw Cap Whizlock 3/8 - 16 NC x 3/4		
15	4	210-19434	Nut Whizlock 3/8 - 16 NC		
16	1	040-32404	Strike		
17	2	310-19474	Screw Cap Whizlock 5/16 - 18 NC x 1		
18	4	210-19470	Nut Hex Whizlock 5/16 - 18 NC		
19	1	420-35338	Wire Harness, Windshield Wiper		
20	3	420-35028	Nylon Clip		
21	1	330-33573	Plate, Cover		
22	2	040-33562	Bracket		
23	2	310-19473	Screw Cap Whizlock 5/16 - 18 NC x 3/4		
24	1	420-35324	Window, Left Side, Shown		
	1	420-35323	Window, Right Side		
25	2	420-35330	Weather Strip		
26	8	390-32767	Support Side Window		
27	12	310-19614	Screw Self Tapping 1/4 - 20 NC x 1/2		
	8	310-11457	Screw Mach. Thrus Head 1/4 - 20 NC x 1/2		
	8	210-19469	Nut Hex Whizlock 1/4 - 20 NC		
28	1	420-35354	Weather Strip, Under R.O.P.S.		
		490-33250	Soft Cab Complete		
		420-36291	Pair of Hinges For Soft Cab		
		420-35415	Soft Cab Door Only W/Hinges		
		490-33202	Cab Enclosure Package Complete Consists of: Door Side Windows Windshield Wiper		
		490-33208	Cab Door Package Consists of: Door Windshield Wiper		
		490-33207	Side Window Package		

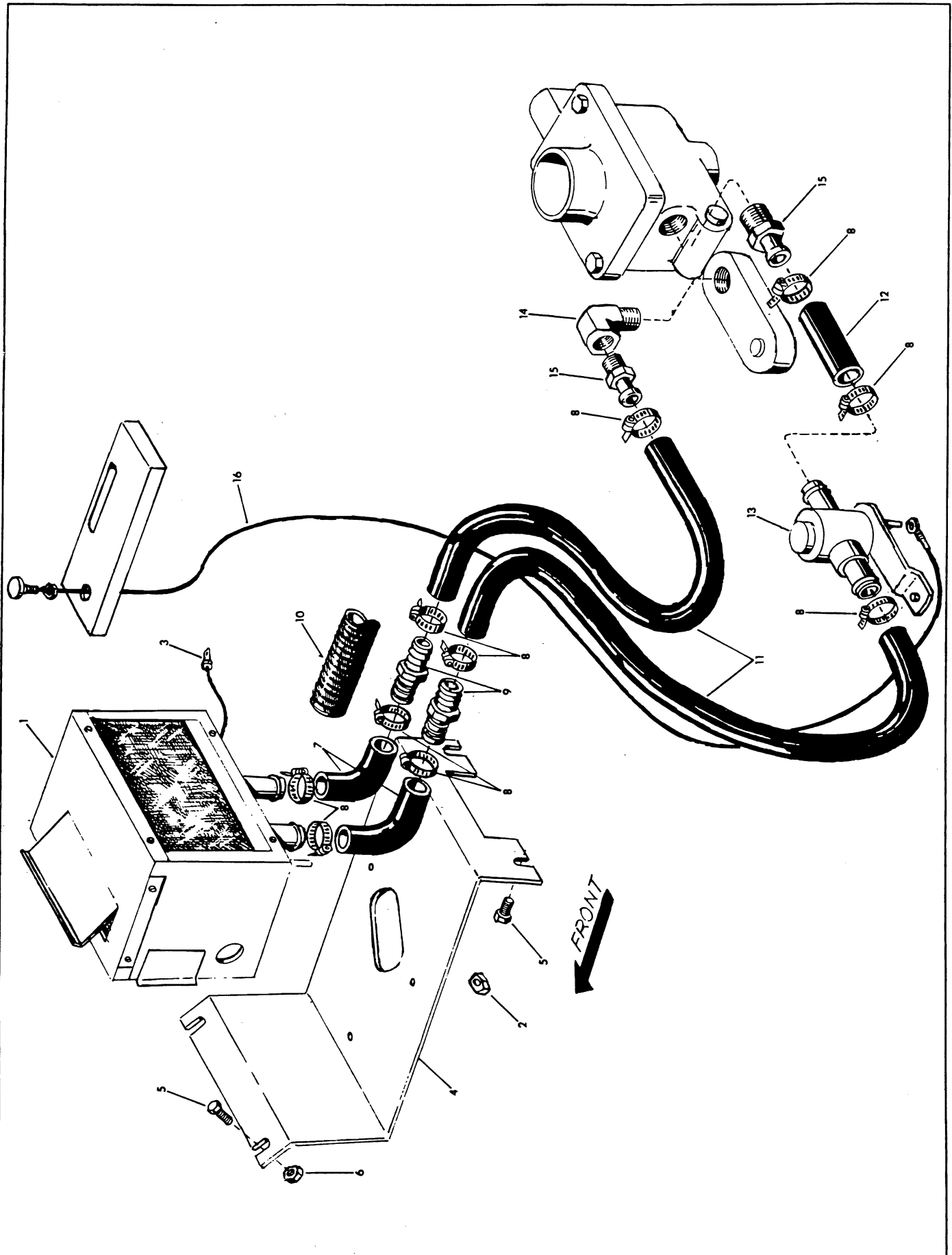
WINDSHIELD WIPER MOTOR, AND WASHER



WINDSHIELD WIPER MOTOR, AND WASHER

REF	QTY	PART NUMBER	DESCRIPTION	START SERIAL #	PRIOR-SERIAL #
1	1	420-35402	Windshield Wiper Motor, Consists of Items 2-5, & 10		
2	1	Not Serviced	Mounting Bracket		
3	3	Not Serviced	Washer Star		
4	3	Not Serviced	Screw Hex Head		
5	1	Not Serviced	Nut Hex		
6	1	240-32091	Drive Arm		
7	1	200-32638	Adapter, Pantograph		
8	2	310-11419	Screw Cap		
9	1	320-32654	Pivot Shaft		
10	1	200-32641	Link, Not Part of Item 9		
11	3	400-32506	Washer, Special		
12	1	420-35334	Washer Bottle and Pump Kit Includes Items 13 & 14		
13	1	Not Serviced	Bracket, Mount		
14	1	Not Serviced	Plastic Hose		
15	1	360-32583	Spacer		
16	1	230-32632	Bulkhead Fitting 90°		
17	1	210-19470	Nut Hex Whizlock 5/16 - 18 NC		
18	1	420-35347	Jumper Wire		
19	1	420-28888	Jumper Wire		
20	1	090-32424	Switch		
21	1	420-33614	Adapter Terminal		
22	1	420-35335	Jumper Wire, Yellow		
23	1	420-35336	Jumper Wire, Black		
24	1	420-35337	Jumper Wire, Blue		
25	1	420-35339	Wire Harness, Door		
26	1	310-21736	Screw Mach. Thrus Head #10		
27	1	210-32030	Nut Hex Whizlock 3/16 - 24		
28	1	090-32431	Switch, Heater		
29	1	420-35336	Jumper Wire, Heater		
30	1	330-33572	Cover		
31	3	310-19614	Screw Self Tapping 1/4 - 20 x 1/2		
32	1	420-19498	Grommet		
33	1	420-36373	Knob		

CAB HEATER



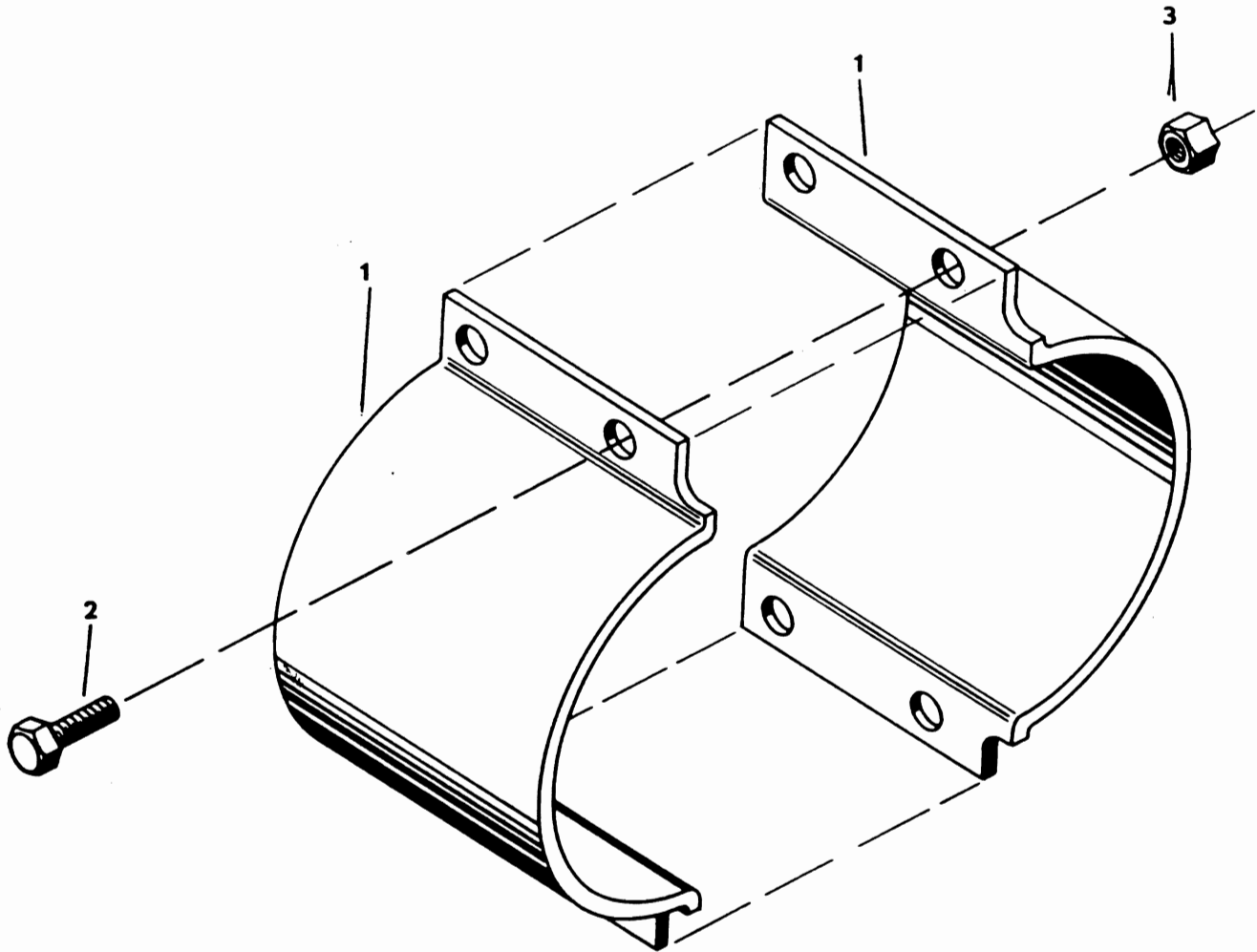
CAB HEATER

REF	QTY	PART NUMBER	DESCRIPTION	START SERIAL #	PRIOR-SERIAL #
1	1	420-35341	Heater		
2	3	210-19469	Nut Whizlock 1/4 - 20 NC		
3	1	420-34544	Connector, Male Blade		
4	1	040-33563	Bracket		
5	4	310-19473	Screw Cap Whizlock 5/16 - 18 NC x 3/4		
6	2	210-19470	Nut Hex Whizlock 5/16 - 18 NC		
7	2	170-34423	Elbow 45°		
8	10	420-33527	Clamp, Hose		
9	2	230-32631	Connector Straight 5/8 Barbed		
10	2	420-35346	Hose, Convoluted		
11	2	170-34424	Hose, Heater, Long		
12	1	170-34425	Hose, Heater, Short		
13	1	230-32633	Valve		
14	1	230-32634	Street Elbow 90° 3/8 NPT		
15	2	230-32234	Adapter 3/8 NPT - 5/8 Hose		
16	1	090-32426	Cable, Control		
	6	420-34304	Cable Tie, Used to Retain Hoses		
	1	420-35357	Decal, Heater Control		
		420-35474	Fan Blade, Heater		
		420-35865	Motor, Heater		
		090-32431	Switch, Heater Fan		
		490-33205	Cab Heater Package Complete		

AXLE SEAL PROTECTOR (START SERIAL #8402974)

REF	QTY	PART NO.	DESCRIPTION
		546-096	Axle seal protector kit complete
1	8	330-33118	Guard, axle seal
2	16	310-19536	Cap screw 3/8 - 16NC x 1
3	16	210-11247	Nut hex centerlock 3/8 - 16NC

NOTE: For units prior to Serial No. 8402974 this kit maybe used, but requires 1/8 inch brake lining or gasket material applied to inside surface of each guard to properly fit O.D. of axle tube.

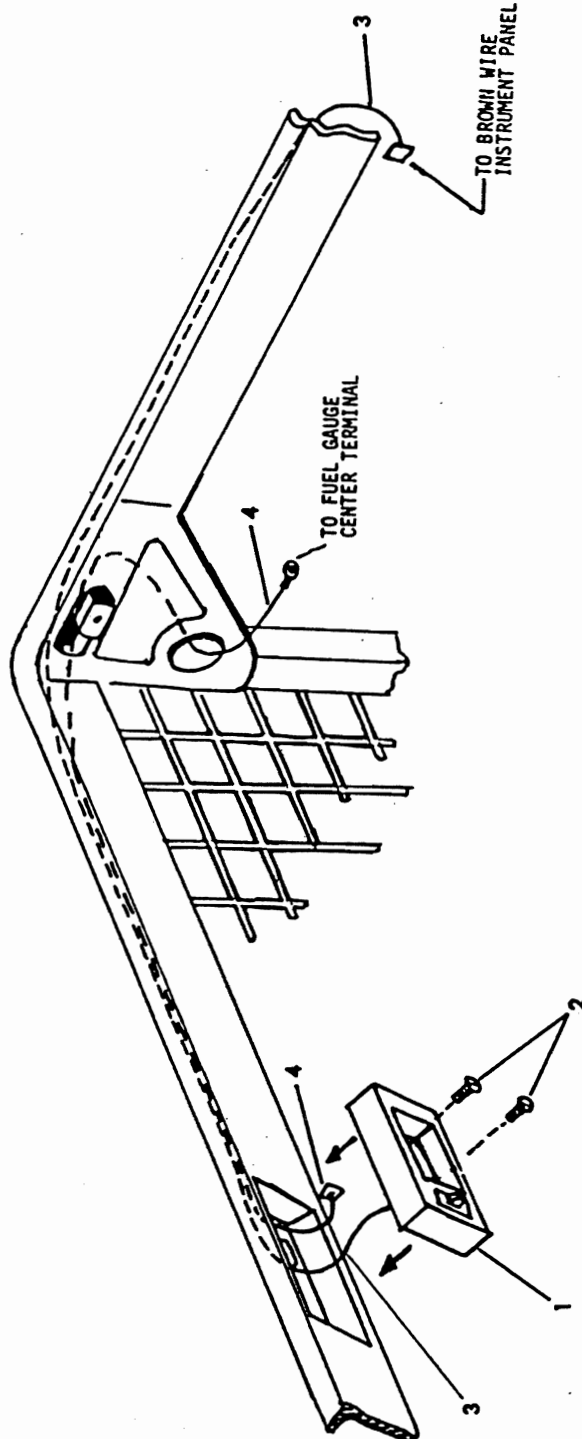


FRONT

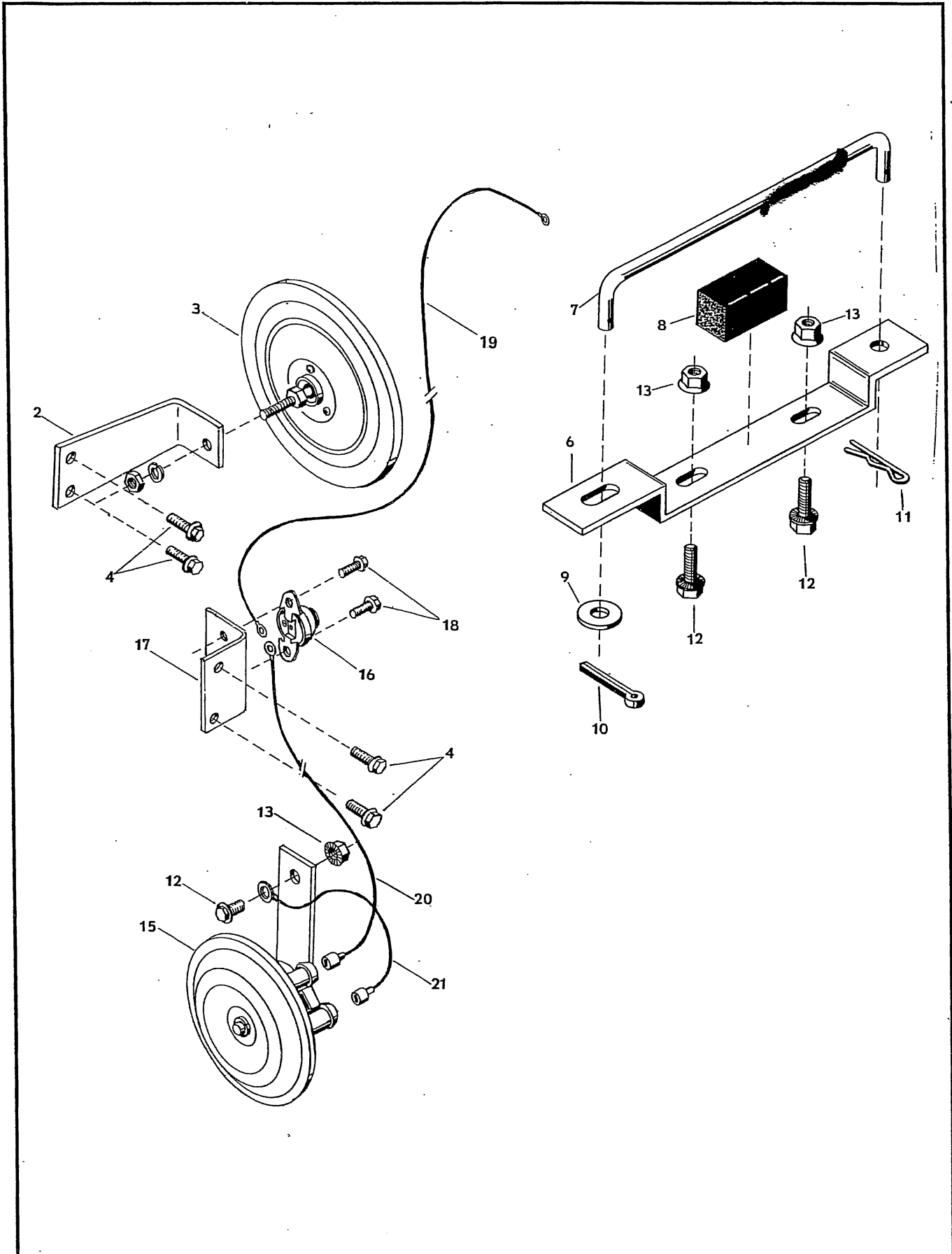
OF UNIT -
VIEWED FROM
LEFT SIDE

DOME LIGHT

REF	QTY	PART NUMBER	DESCRIPTION
1	1	490-33276	Dome Light Package
		420-35452	Dome Light
		420-35558	Bulb, Replacement
2	1	310-32610	Screw, Hex Hd, Self-Tapping #8-32 x 3/4
3	1	420-35477	Wire Jumper, Power
4	1	420-35478	Wire Jumper, Ground
	1	420-33614	Adapter Terminal



REAR VIEW MIRROR, REAR DOOR PROP ROD, AND HORN

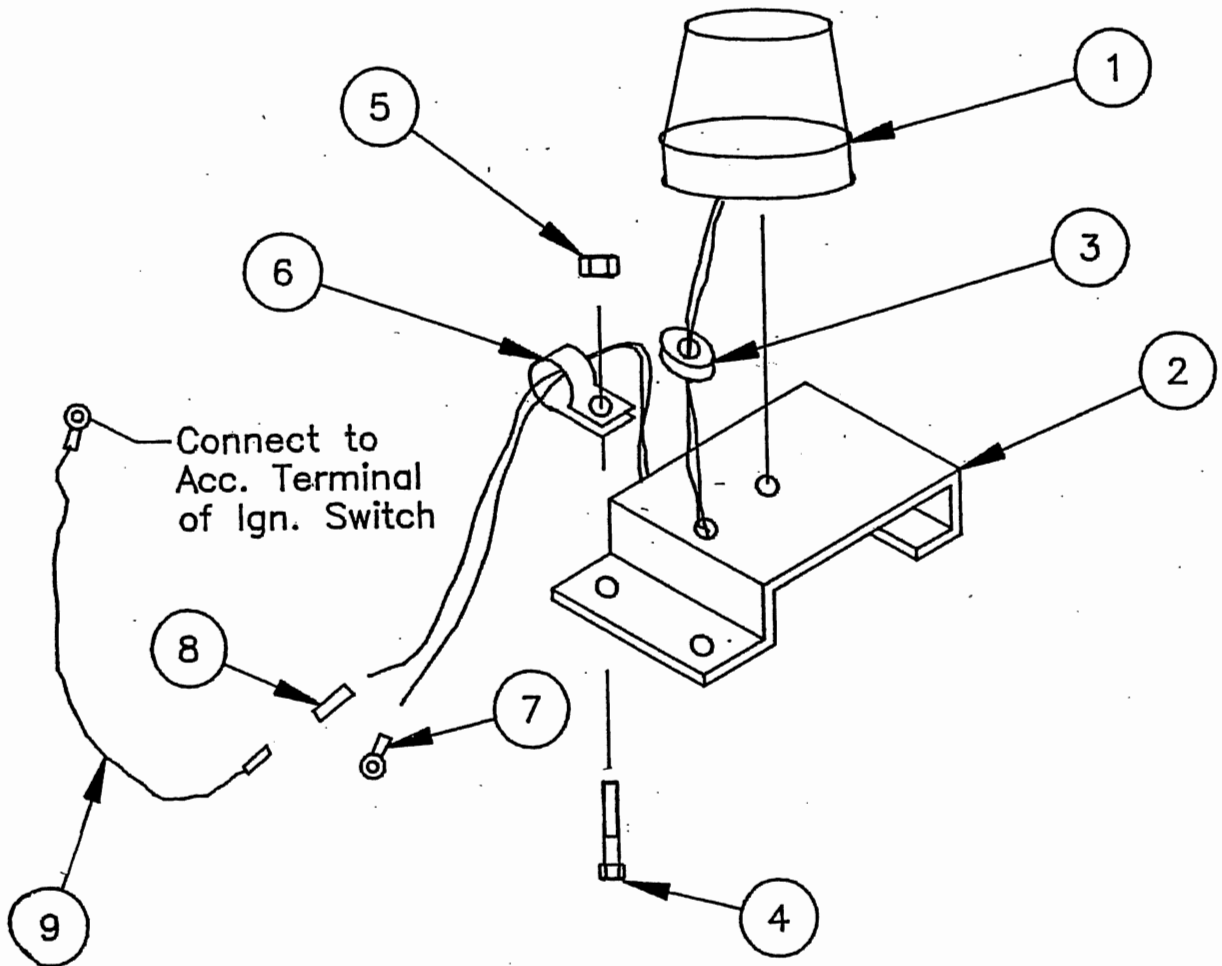


REAR VIEW MIRROR, REAR DOOR PROP ROD, AND HORN

REF	QTY	PART NUMBER	DESCRIPTION
2	1	040-33383	Bracket, Mirror
3	1	420-33166	Mirror
4	4	310-19614	Screw Self Tapping 1/4 - 20NC x 1/2
6	1	040-33450	Bracket
7	1	290-19858	Rod
8	1	420-34854	Sponge Rubber
9	1	400-18916	Washer Flat 3/8
10	1	220-10095	Pin Cotter 3/32 Dia. x 1
11	1	220-17617	Pin, Hair .093 Dia. x 1 3/4
12	3	310-19473	Screw, Cap Whiz Lock 5/16 - 18NC x 3/4
13	3	210-19470	Nut, Hex Whiz Lock 5/16 - 18NC
15	1	420-19111	Horn
16	1	420-33841	Button, Horn
17	1	040-33385	Bracket, Horn Button
18	2	310-32441	Screw, Thread Rolling No. 10 - 32NF x 5/8
19	1	420-34189	Wire, Jumper, Ignition to Button
20	1	420-34581	Wire, Jumper, Button to Horn
21	1	420-34463	Wire, Jumper, Horn to Ground

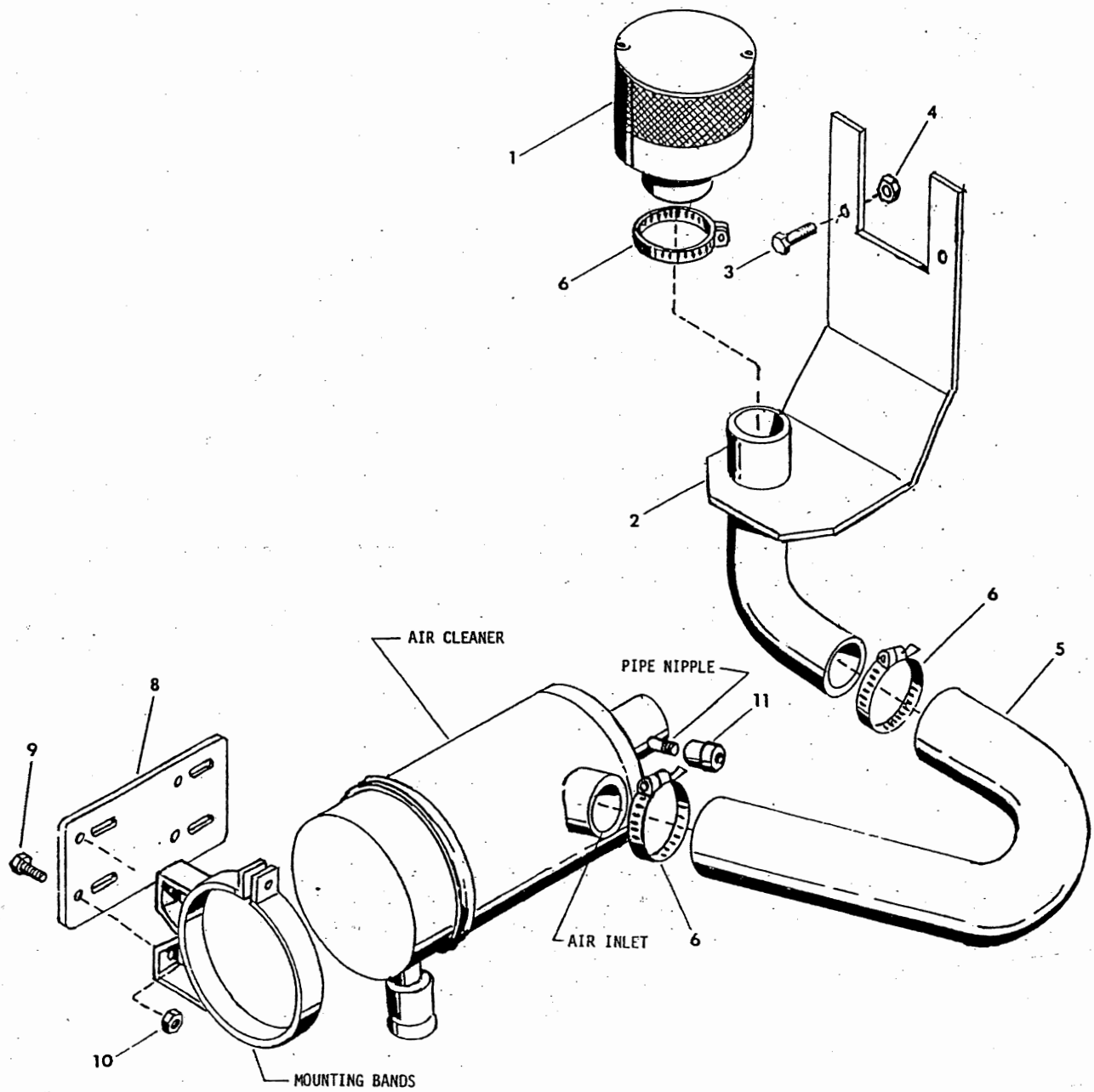
BEACON LIGHT

REF	QTY	PART NUMBER	DESCRIPTION
1	1	420-35055	Beacon Light
	1	420-35385	Lens, Blue
	1		Bulb, Halogen #55-W
2	1	040-33511	Bracket
3	1	420-26979	Grommet
4	2	310-11146	Screw Cap 1/4 - 20NC x 1
5	2	210-19837	Nut Hex Centerlock 1/4 - 20NC
6	1	420-21409	Clip
7	1	420-21430	Ring Terminal #10
8	2	420-35056	Bullet Terminal, Female
9	1	420-34790	Wire, Jumper, Orange

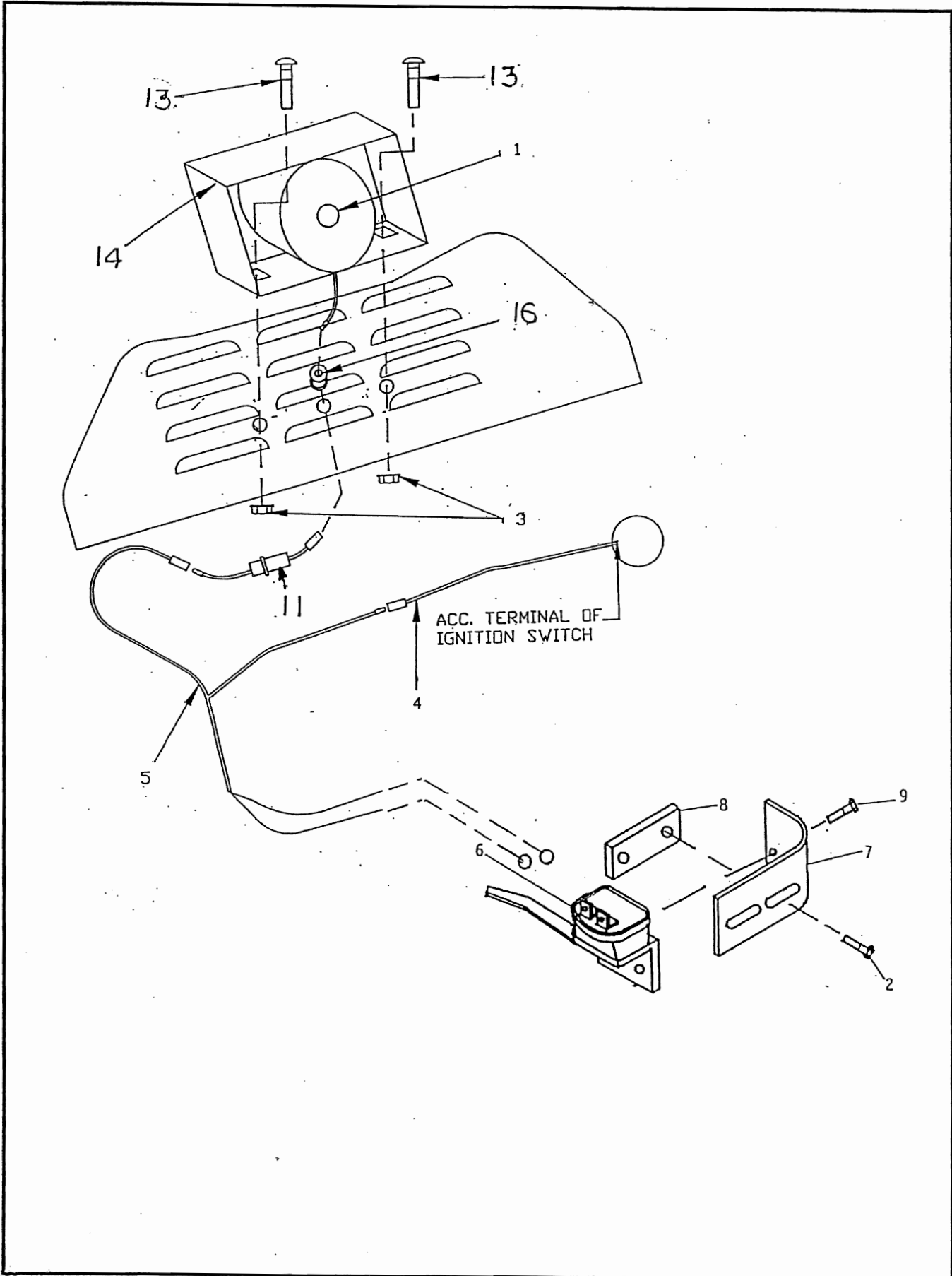


AIR PRECLEANER

REF	QTY	PART NUMBER	DESCRIPTION
1	1	420-35120	Precleaner Turbo II
2	1	040-33519	Bracket and Tube Weldment
3	2	310-19473	Screw Cap Whiz Lock 5/16-18 x 3/4
4	2	210-19470	Nut Hex Whiz Lock 5/16-18
5	1	170-34347	Hose, Molded
6	3	420-29434	Clamp, Hose
7	12	400-20676	Washer Flat 1/2
8	1	040-33520	Bracket, Air Cleaner Adaptor
9	4	310-10702	Screw Machine Flat HD 1/4-20 x 5/8
10	4	210-19469	Nut Hex Whiz Lock 1/4-20 NC
11	1	420-35135	Restriction Indicator

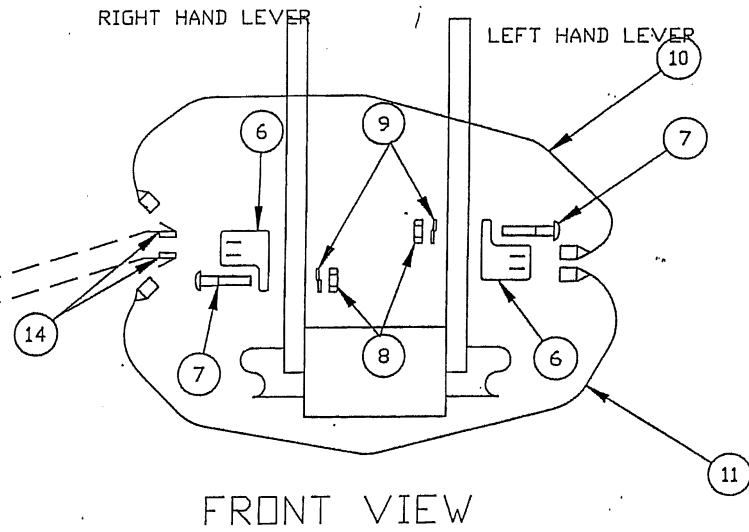
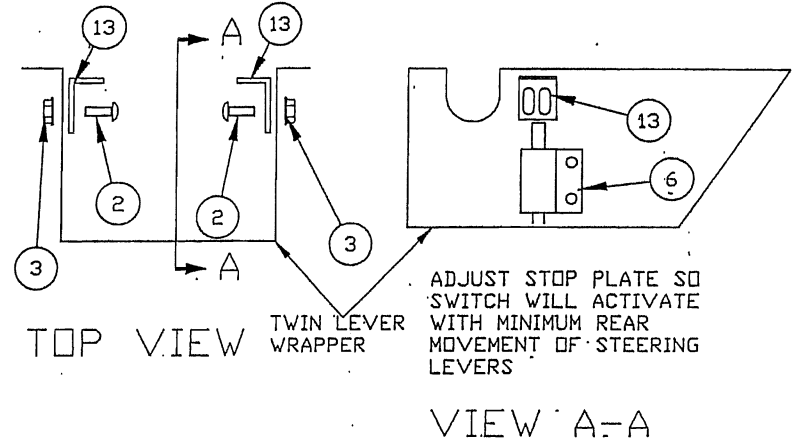
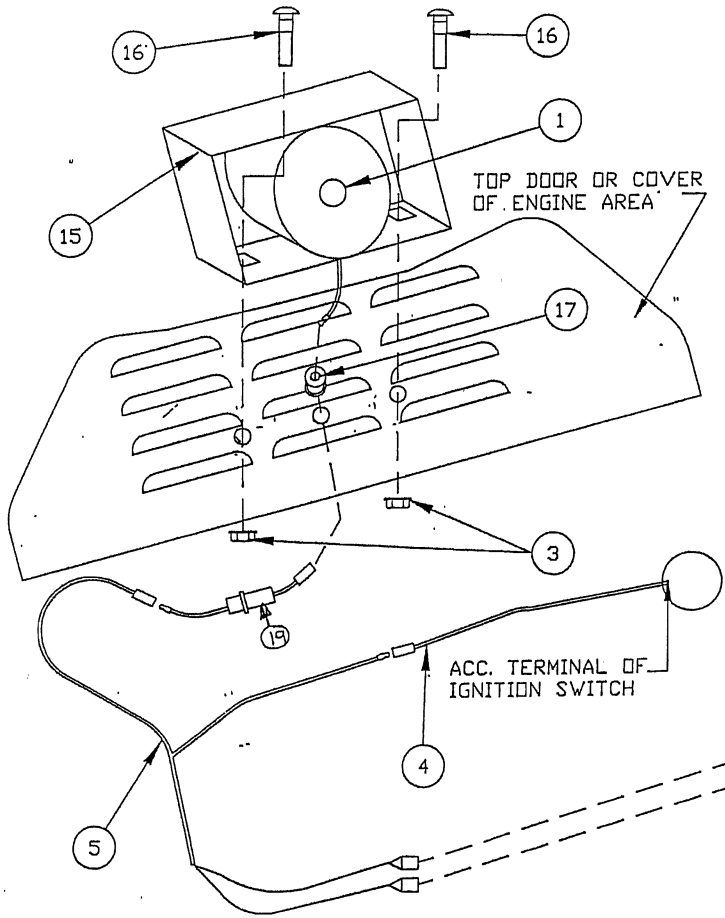


REVERSE ALARM T-BAR



REVERSE ALARM T-BAR

REF	QTY	PART NUMBER	DESCRIPTION
1	1	420-35049	Alarm
2	2	310-19471	Screw, Cap Whiz-lock 1/4 - 20NC x 1/2
3	4	210-19469	Nut, Whiz-lock 1/4 - 20NC
4	1	420-34790	Wire, Jumper (Orange)
5	1	420-35050	Wire Harness (Red and Blue)
6	1	090-32397	Switch
7	1	040-33507	Bracket
8	1	983-01807	Weldnut 1/4 - 20NC
9	2	310-30374	Screw, Rd. Head #10 - 32NF x 1/2
11	1	420-35404	Wire, Jumper, w/Fuse
13	4	030-31848	Bolt Carriage 1/4 - 20NC x 5/8
14	1	330-33581	Cover, Box
15	4	420-35028	Clip, Nylon
16	1	420-19498	Grommet

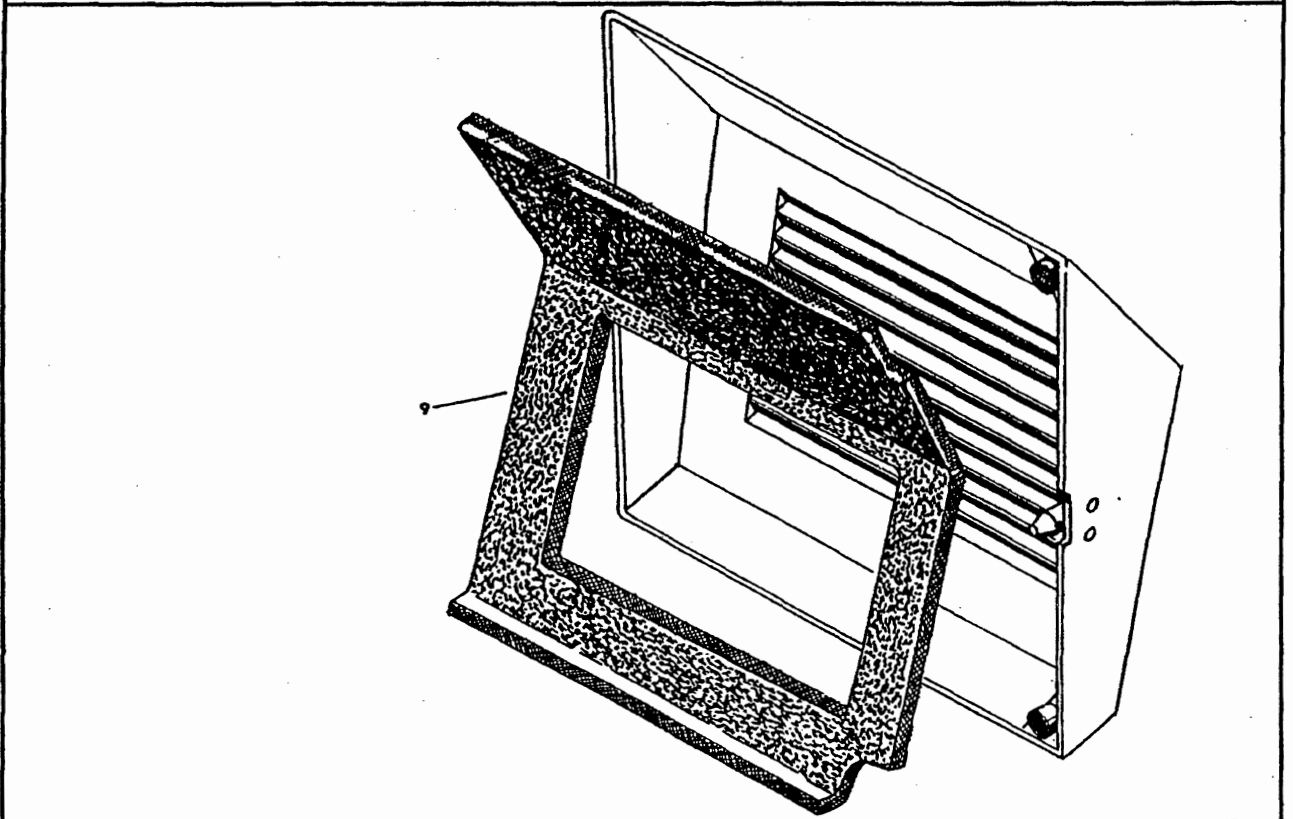
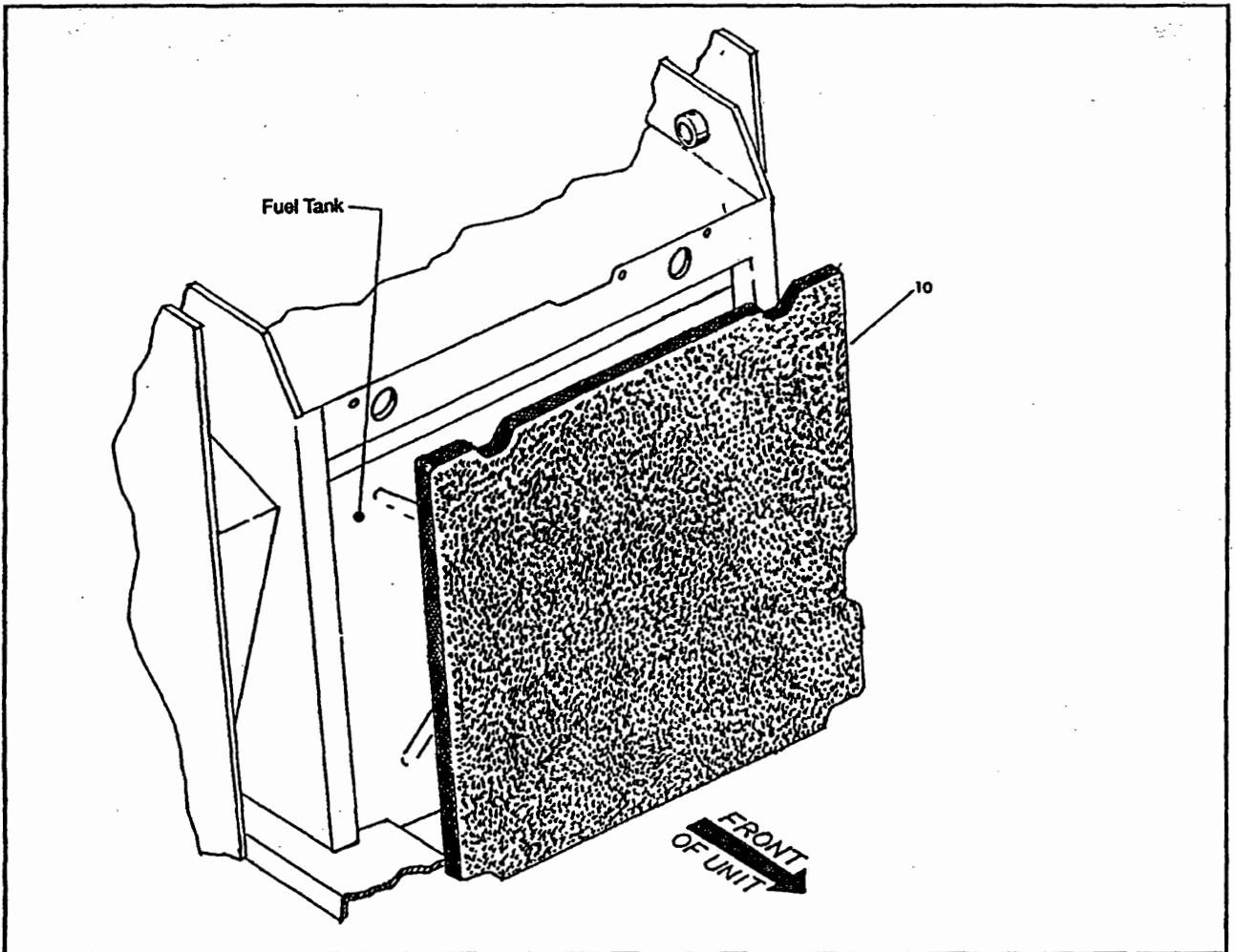


REVERSE ALARM TWIN LEVER

REVERSE ALARM TWIN LEVER

REF	QTY	PART NUMBER	DESCRIPTION
1	1	420-35049	Alarm
2	6	310-10016	Screw, Rd. Head 1/4 - 20NC x 1/2
3	8	210-19469	Nut, Hex, Whizlock 1/4 - 20NC
4	1	420-34790	Wire, Jumper (Orange)
5	1	420-35395	Wire Harness (Red & Blue)
6	2	090-32433	Switch
7	4	310-32607	Screw, Rd. Head #10 - 24NC x 1
8	4	210-20673	Nut, Hex #10 - 24NC
9	4	400-10683	Washer, Lock 3/16
10	1	420-35396	Wire, Jumper, Blue
11	1	420-35397	Wire, Jumper, Red
12	6	420-31591	Wire Tie, Not Shown
13	2	040-33574	Stop Plate, Switch, Long
14	2	420-33614	Adapter, Terminal
15	1	330-33581	Cover
16	2	030-31848	Carriage Bolt 1/4 - 20NC x 5/8
17	1	420-19498	Grommet
18	4	420-35028	Clip, Nylon, Not Shown
19	1	420-35404	Jumper Wire w/Fuse (14AMP Bussman No. HRI)

NOISE REDUCTION KIT



NOISE REDUCTION KIT

Item	Quantity	Part No.	Description
①	2	420-35367	Window, ROPS Side, Rear Half
②	2	420-35368	Weather Strip
③	6	390-32767	Support, Side Window
④	8	310-19614	Screw, Hex HD Self Tap 1/4 - 20NC x 1/2
⑥	4	210-19469	Nut Hex Whizlock 1/4 - 20NC
⑦	4	310-15859	Screw, Mach. Truss HD 1/4 - 20NC - 3/4
⑧	1	420-35369	Floor Mat
⑨	1	420-35370	Acoustic Foam, Rear Door
⑩	1	420-35371	Acoustic Foam, Fuel Tank
⑪	1	420-35438	Fan, Cooling
⑫	1	420-35012	Decal EEC Sound Level, By-Stander
⑬	1	420-35387	Decal EEC Sound Level, Operator
⑭	2	040-33632	Retainer, Half Glass

